

2024 LOS ANGELES

# ANGELS



MEDIA INFORMATION GUIDE

# 2024

# SEASON SCHEDULE

### MARCH/APRIL

SUN	MON	TUE	WED	THU	FRI	SAT
24 LAD 4:10PM	25 LAD 6:10PM	26 LAD 6:07PM	27	28 * BAL 12:05PM	29	30 BAL 1:05PM
EXHIBITION GAMES						
31 BAL 10:35AM	1 MIA 3:40PM	2 MIA 3:40PM	3 MIA 10:10AM	4	5 * BOS 6:38PM	6 BOS 6:38PM
7 BOS 1:07PM	8 TB 6:38PM	9 TB 6:38PM	10 TB 1:07PM	11	12 BOS 4:10PM	13 BOS 1:10PM
14 BOS 10:35AM	15 TB 3:50PM	16 TB 3:50PM	17 TB 3:50PM	18 TB 10:10AM	19 CIN 3:40PM	20 CIN 3:40PM
21 CIN 10:40AM	22 BAL 6:38PM	23 BAL 6:38PM	24 BAL 1:07PM	25	26 MIN 6:38PM	27 MIN 6:38PM
28 MIN 1:07PM	29 PHI 6:38PM	30 PHI 6:38PM				

### MAY

SUN	MON	TUE	WED	THU	FRI	SAT
			1 PHI 1:07PM	2	3 CLE 4:10PM	4 CLE 3:10PM
5 CLE 10:40AM	6 PIT 3:40PM	7 PIT 3:40PM	8 PIT 9:35AM	9	10 KC 6:38PM	11 KC 6:38PM
12 KC 1:07PM	13 STL 6:38PM	14 STL 6:38PM	15 STL 6:07PM	16	17 TEX 5:05PM	18 TEX 4:15PM
19 TEX 11:35AM	20 HOU 6:10PM	21 HOU 6:10PM	22 HOU 11:10AM	23	24 CLE 6:38PM	25 CLE 6:38PM
26 CLE 1:07PM	27	28 NYY 6:38PM	29 NYY 6:38PM	30 NYY 6:38PM	31 SEA 7:10PM	
						

### JUNE

SUN	MON	TUE	WED	THU	FRI	SAT
						1 SEA 4:15PM
2 SEA 1:10PM	3 SD 6:38PM	4 SD 6:38PM	5 SD 6:38PM	6	7 HOU 6:38PM	8 HOU 7:07PM
9 HOU 1:07PM	10	11 AZ 6:40PM	12 AZ 6:40PM	13 AZ 6:40PM	14 SF 7:15PM	15 SF 1:05PM
16 SF 1:05PM	17 MIL 6:38PM	18 MIL 6:38PM	19 MIL 6:38PM	20	21 LAD 7:10PM	22 LAD 7:10PM
23	24 OAK 6:38PM	25 OAK 6:38PM	26 OAK 1:07PM	27 DET 6:38PM	28 DET 6:38PM	29 DET 7:07PM
30 DET 1:07PM						

### JULY

SUN	MON	TUE	WED	THU	FRI	SAT
	1	2 OAK 6:40PM	3 OAK 6:40PM	4 OAK 1:07PM	5 CHC 11:20AM	6 CHC 11:20AM
7 CHC 11:20AM	8 TEX 6:38PM	9 TEX 6:38PM	10 TEX 6:38PM	11 SEA 6:38PM	12 SEA 6:38PM	13 SEA 6:38PM
14 SEA 1:07PM	15	16	17	18	19 OAK 6:40PM	20 OAK 1:07PM
* ALL-STAR BREAK *						
21 OAK 1:07PM	22 SEA 6:40PM	23 SEA 6:40PM	24 SEA 12:40PM	25 OAK 6:38PM	26 OAK 6:38PM	27 OAK 6:38PM
28 OAK 1:07PM	29	30 COL 6:38PM	31 COL 6:38PM			
						

### AUGUST

SUN	MON	TUE	WED	THU	FRI	SAT
					2 COL 6:38PM	3 NYM 6:38PM
4 NYM 1:07PM	5	6 NYY 4:05PM	7 NYY 4:05PM	8 NYY 4:05PM	9 WSH 3:45PM	10 WSH 3:45PM
11 WSH 10:35AM	12 TOR 6:38PM	13 TOR 6:38PM	14 TOR 6:38PM	15	16 ATL 6:38PM	17 ATL 6:38PM
18 ATL 1:07PM	19 KC 5:10PM	20 KC 5:10PM	21 KC 5:10PM	22 TOR 4:07PM	23 TOR 4:07PM	24 TOR 12:07PM
25 TOR 10:37AM	26	27 DET 3:40PM	28 DET 3:40PM	29 DET 10:10AM	30 SEA 6:38PM	31 SEA 6:38PM
						

### SEPTEMBER

SUN	MON	TUE	WED	THU	FRI	SAT
1 SEA 1:07PM	2	3 LAD 6:38PM	4 LAD 6:38PM	5 TEX 5:05PM	6 TEX 5:05PM	7 TEX 4:15PM
8 TEX 11:35AM	9 MIN 4:40PM	10 MIN 4:40PM	11 MIN 4:10PM	12	13 HOU 6:38PM	14 HOU 6:38PM
15 HOU 1:07PM	16 CWS 6:38PM	17 CWS 6:38PM	18 CWS 1:07PM	19 HOU 5:10PM	20 HOU 5:10PM	21 HOU 4:10PM
22 HOU 11:10AM	23	24 CWS 4:40PM	25 CWS 4:40PM	26 CWS 11:10AM	27 TEX 6:38PM	28 TEX 6:38PM
29 TEX 12:07PM						

HOME / AWAY

\*ALL GAMES AND TIMES ARE SUBJECT TO CHANGE

Bally SPORTS

ANGELS RADIO  
M 830

angels.com



# ANGELS

## 2024 MEDIA GUIDE

### Researched, Written and Edited by:

Matt Birch, Adam Chodzko,  
Grace McNamee, Marco Peralta,  
Noah Scott, Sydney Nash, Adam Cali,  
Amanda Kropp, Peggy Berroa-Morales,  
Shane Demmitt, Brett Crane  
and Aaron Wiedeman

### Graphic Design and Layout:

Nikki Haroldson, Rich Esteban,  
Danny LeClaire and Dominique Badajoz

### Team Photography:

Blaine Ohigashi  
Ricardo Zapata

### Additional Photography:

V.J. Lovero, John Cordes, Getty Images,  
Major League Baseball, Associated Press,  
Sports Illustrated, Getty Images,  
Tom Donoghue, Scott Clarke, Jerald Gibbs,  
Ron Hastings, Howard Levine, Lou Sauritch  
and Jordan Murph

### Statistical Information:

STATS Perform, Elias Sports Bureau,  
MLB Information Systems, Player Profiles,  
SABR, Major League Baseball, Fangraphs,  
ESPN Stats & Info, Baseball Reference,  
Baseball Savant and Retrosheet

Copyright© 2024

©Angels Baseball, L.P.



The information contained in this publication was compiled by the Angels and is provided as a courtesy to our fans and the media and may be used only for personal or editorial purposes. Any commercial use of this information is prohibited without the prior written consent of the Angels.

All MLB and team insignias depicted in this publication are the property of Major League Baseball and the respective teams and may not be reproduced for commercial purposes without the prior written consent of Major League Baseball.

All information published as of March 2024

# TABLE OF CONTENTS

TABLE OF CONTENTS	2
STAFF DIRECTORY	4
ANGELS REMEMBER	7
MEDIA INFO GUIDELINES	14
<b>FRONT OFFICE</b>	<b>17</b>
EXECUTIVE BIOGRAPHIES	18
FRONT OFFICE HEADSHOTS	40
SCOUTING STAFF HEADSHOTS	45
SCOUTING STAFF DIRECTORY	46
<b>UNDER THE HALO</b>	<b>47</b>
TV & RADIO INFORMATION	48
TV & RADIO BROADCASTERS	51
NAME, LOGOS, & COLORS	54
ANGELS IN THE COMMUNITY	56
<b>MANAGER &amp; COACHES</b>	<b>61</b>
<b>2024 ANGELS PLAYER BIOGRAPHIES</b>	<b>77</b>
40-MAN ROSTER	242
NON-ROSTER INVITEES LIST	244
HOW THE ANGELS WERE BUILT	246
PRONUNCIATIONS/BIRTHDAYS	247
<b>PLAYER DEVELOPMENT</b>	<b>249</b>
PLAYER DEVELOPMENT STAFF	250
MINOR LEAGUE AFFILIATES	251
MINOR LEAGUE MANAGERS AND STAFF BIOGRAPHIES	253
2023 MINOR LEAGUE REVIEW	262
2023 MINOR LEAGUE AWARD WINNERS	264
2023 DRAFT SELECTIONS	268
ORGANIZATIONAL PLAYERS	269
<b>2023 YEAR IN REVIEW</b>	<b>305</b>
<b>ANGELS RECORDS</b>	<b>317</b>
SINGLE SEASON RECORDS	318
SINGLE GAME RECORDS	323
CONSECUTIVE GAME RECORDS	326
ROOKIE RECORDS	327
<b>ANGELS IN THE POSTSEASON</b>	<b>329</b>
YEARLY POSTSEASON SUMMARIES	330
ANGELS ALL-TIME GAME-BY-GAME	358
ANGELS ALL-TIME HIGHS AND LOWS	359
ANGELS CAREER LEADERS	360
<b>CLUB HISTORY</b>	<b>361</b>
START OF A FRANCHISE	362
INAUGURAL GAME	363
YEAR BY YEAR RECORDS/STANDINGS	364
ALL-TIME ROSTER	365
OPENING DAY LINEUPS	369
CAREER BATTING LEADERS	370
SINGLE SEASON BATTING	371
ROOKIE SINGLE SEASON BATTING	373
YEARLY LEADERS BATTING	374
CLUB BATTING STATS BY YEAR	378
CLUB DESIGNATED HITTERS	379
CLUB PINCH HITTER	380
CAREER LEADERS PITCHING	381
SINGLE SEASON PITCHING	382
ROOKIE SEASON PITCHING	383
YEARLY LEADERS PITCHING	384
CLUB PITCHING YEAR BY YEAR	388
CLUB FIELDING YEAR BY YEAR	389
HIGHEST FIELDING PCT BY POSITION	390

# TABLE OF CONTENTS

DAY BY DAY BEST/WORST RECORDS	391
DAY OF THE WEEK TOTALS	392
ANGELS MONTH BY MONTH TOTALS	393
ANGELS VS. AMERICAN LEAGUE DIVISIONS	394
ANGELS AWARD WINNERS	395
A.L. WEEKLY & MONTHLY AWARDS	399
ANGELS IN THE ALL-STAR GAME	400
LOW HIT GAMES BY ANGELS	401
ANGELS MISC. HOME RUNS	403
SERIES SWEEPS	404
MARATHONS IN ANGELS HISTORY	406
ANGELS IN EXTRA INNINGS	407
1-0 WINS AND LOSSES	408
ANGELS NOTABLE TRADES	410
NOTABLE FREE AGENT SIGNINGS	413
ANGELS FIRST ROUND DRAFT SELECTIONS	414
THE LAST TIME	416
ANGEL STADIUM	417
THE BIG A	420
ANGEL STADIUM FIRSTS	421
ATTENDANCE	422
ALL-STAR GAMES AT ANGEL STADIUM	424

## ANGELS HALL OF FAME ..... 427

## MAJOR LEAGUE BASEBALL ..... 437

MLB OPPONENTS	439
WORLD SERIES CHAMPIONS	463
MOST VALUABLE PLAYER AWARD	464
CY YOUNG	465
ROOKIE OF THE YEAR	466

## SPRING TRAINING ..... 467

TEMPE DIABLO STADIUM	468
ANGELS SPRING TRAINING INFORMATION	470
SPRING TRAINING 2024 SCHEDULE	471
2023 SPRING TRAINING STATS	472
SPRING TRAINING RECORDS AND ATTENDANCE	473

# INFORMATION BOX INDEX

A.L. West Division Clinching Dates	349	Managerial Records, Angels All-Time	64
All-Star Game Bests	400	Mara Forcey Award	255
Angels Baseball Foundation	60	Memorial Uniform Markings	351
Angels General Managers	26	Michelle Carew Community Courtyard	173
Angel Stadium, Quick Facts	417	Minor League Affiliate History	268
Angel Stadium Ground Rules	76	MLB Security Policies	413
Angel Stadium Pregame Schedules	15	Most Walk-Off Wins in Franchise History	75
Angel Stadium Policies	99	Position Players Pitching	182
Angels Pressbox Online	14	Postseason Attendance	423
Best Career Earned Run Averages, Starters	328	Presidents of the Angels	20
Big A Quick Facts	420	Radio Broadcasters, All-Time	49
By the Decade	388	Rally Monkey	44
Catching Up on Angels Catchers	156	Retired Numbers	349
Cycles in Angels History	326	Robert O. Fishel Award	261
Fred Haney Memorial Award	470	Starting Point	73
Gene Autry Memorial Statue	209	Television Broadcasters, All-Time	48
Hitting Streaks	327	Tempe Diablo Stadium Facts & Figures	468
HR, RBI in a Month	325	V.J. Lovero Photo Well	248
Hundred Home Run Halos	379	Walk-Off Home Runs since 2000	465
Longest HR Hit at Angel Stadium	68	What A Relief	69



ANGEL STADIUM • 2000 GENE AUTRY WAY • ANAHEIM, CA 92806 • ANGELS.COM; @ANGELS

**FOUNDED:** 1960  
**ADMINISTRATIVE OFFICES**  
 (714) 940-2000

**TICKET INFORMATION**  
 (714) 634-2000/angels.com

**HOME BALLPARK**  
 Angel Stadium of Anaheim

**CAPACITY:** 45,603

**CONCESSIONS, CATERING  
 & MERCHANDISE**  
 Legends Hospitality

**TEAM COLORS**  
 Red (PMS 200)  
 Dark Red (PMS 202)  
 Navy Blue (PMS 289)  
 Silver (PMS 877)

**SPRING TRAINING FACILITY**  
 Tempe Diablo Stadium  
 2200 W. Alameda  
 Tempe, AZ 85282

**CLUB AFFILIATES**  
 Salt Lake Bees (AAA)  
 Rocket City Trash Pandas (AA)  
 Tri-City Dust Devils (High-A)  
 Inland Empire 66ers (Low-A)  
 ACL Angels (R)  
 DSL Angels (R)

## EXECUTIVE MANAGEMENT

Ownership .....	Arte & Carole Moreno
Chairman .....	Dennis Kuhl
President .....	John Carpino
Executive Vice President .....	Dana Wells
Senior Vice President, Finance and Administration .....	Molly Jolly
Vice President, Ballpark Operations .....	Brian Sanders
Vice President, Corporate Partnerships .....	Mike Fach
Vice President, Human Resources .....	Deborah Johnston

## BASEBALL OPERATIONS

General Manager .....	Perry Minasian
Senior Advisor to the GM .....	Bill Stoneman
Special Assistant to the Club .....	Albert Pujols, Kurt Suzuki
Director, Player Procurement .....	David Haynes
Director, Player Development .....	Joey Prebyski
Assistant Director, Player Development .....	Tony Ferreira
Assistant, Player Development .....	Luis Barranco
Director, Advance Scouting .....	John Pratt
Director, Baseball Administration .....	Amanda Kropp
Director, Pro Scouting .....	Derek Watson
Coordinator, Pro Scouting .....	Charles St. Clair
Director, Amateur Scouting .....	Tim McIlvaine
Assistant Director, Amateur Scouting .....	Jeremy Schied
Coordinator, Amateur Scouting .....	Drew Plant
Senior Advisor, Scouting and Player Personnel .....	Matt Swanson
Special Assignment Scout .....	Ric Wilson
Senior Director, International Scouting .....	Brian Parker
Assistant Director, International Scouting .....	Brian Cruz
Senior Director, Research and Development .....	Michael Lord
Assistant Director, Research and Development .....	Connor Moffatt
Senior Analyst, Research and Development .....	Chet Gutwein
Analysts, Research and Development .....	Matthew Johnson, Cam Rogers
Senior Developer, Baseball Systems .....	Josh Krowiorz
Lead Front End Developer, Baseball Systems .....	Nick Usoff
Baseball Systems Developers .....	Dante Poleselli, Patrick Seminatore, Max Werner
Pitching Integration Strategist .....	Bill Hezel
Coordinator, Pitching Analysis .....	Jared Hughes
Coordinator, Baseball Analysis .....	Jake Sauberman
Coordinator, Baseball Operations .....	Andrew Zenner
Analysts, Baseball Operations .....	Joe Chernak, Austin Marchesani
Major League Run Prevention Coordinator .....	Alex Cultzice
Manager, Major League Video .....	Ryan Dundee
Traveling Secretary .....	Tom Taylor
Director, Equipment and Clubhouse Operations .....	Guy Gallagher
Visiting Clubhouse Manager .....	Brett Crane



Assistant Clubhouse Manager .....	Aaron Wiedeman
Assistant Equipment Manager .....	Brett Ralls
Home Clubhouse Supervisor .....	Jim Greer
Umpire Room Attendant .....	Shane Demmitt

## MEDICAL & PERFORMANCE STAFF

Team Physician .....	Craig Milhouse, M.D.
Orthopedic Physicians (Kerlan-Jobe Clinic) .....	Brian Schulz, M.D.; John Itamura, M.D.; Carlos Uquillas M.D.; Steve Yoon, M.D.
Director, Sports Medicine & Head Athletic Trainer .....	Mike Frostad
Assistant Athletic Trainers .....	Matt Biancuzzo, Eric Munson
Athletic Training Services Coordinator .....	Rick Smith
Head Strength & Conditioning Coach .....	Dylan Cintula
Assistant Strength & Conditioning Coach .....	Bob Alejo
Head Physical Therapist .....	Marc Oceguera
Assistant Physical Therapist .....	Robbie Williams
Massage Therapist .....	Yoichi Terada
Employee Assistance Program/Clinical Psychologist .....	Erik Abell, PhD
Registered Dietitian .....	Becci Roehl

## COMMUNICATIONS

Senior Director, Communications .....	Adam Chodzko
Senior Manager, Communications .....	Matt Birch
Communications Manager .....	Grace McNamee
Communications Representative .....	Marco Peralta, Noah Scott
Broadcast and Advertising Coordinator .....	Gregory Hall
Senior Manager, Digital Communications .....	Hannah Stange
Social Media Coordinator .....	Meredith Jarvis
Manager, Digital Communications .....	Ricardo Zapata
Team Photographer .....	Blaine Ohgashi

## COMMUNITY RELATIONS

Director, Corporate and Community Partnerships .....	Nicole Provansal
Manager, Foundation and Community Initiatives .....	Adam Cali
Scholarship Programs Manager .....	Lilea Acasio
Scholarship Programs and Community Coordinator .....	Peggy Berroa-Morales
Coordinator, Community Relations .....	Marcus Vega

## CORPORATE SPONSORSHIP

Senior Director, Partnership Services .....	Bobby Kowan
Senior Corporate Account Executive .....	Drew Zinser
Senior Manager, Partnership Services .....	Andie Mitsuda
Account Executives, Corporate Partnerships .....	Jonathan Chodzko, Jared Florin
Account Managers, Partnership Services .....	Kira Czyrkliis, Vanessa Gilles, Brianna Roach
Authentication and Fulfillment Supervisor .....	Tyler Ogawa

## ENTERTAINMENT

Director, Entertainment & Production .....	Davin Maske
Manager, Video Productions .....	Lizette Cabrera
Production Manager .....	Cole Dragon
Engineer .....	Zac Applegate
Marketing and Entertainment Manager .....	Mandi Ortiz
Entertainment Producer and Cinematographer .....	Cassie Moore
Public Address Announcer .....	Michael Araujo

## FINANCE

Senior Director, Finance .....	Mark Pilla
Controller .....	Sue Bassett
Assistant Controller .....	Jennifer Whynott
Financial Operations Manager .....	Jennifer Jeanblanc
Payroll Manager .....	Lorelei Schlitz
Payroll Administrator .....	Zach Byrne
Accountants .....	Kylie McManus, Sarah Talamonte
Accounts Payable Specialist .....	Rosie Alvarez

## HUMAN RESOURCES

Director, Human Resources .....	Mayra Castro
Senior Manager, Benefits .....	Cecilia Schneider
Manager, Risk Management .....	Ruth Aguilera
Human Resources Generalist .....	Reyna Mancilla
Human Resources Assistant .....	Julissa Julio

## INFORMATION SERVICES

Senior Director, Information Services .....	Al Castro
Director, Network Infrastructure .....	Neil Fariss
Senior Network Engineer .....	James Sheu
Technical Services Manager .....	Josh Schnoor
Desktop Support Analyst .....	Dennis De Jesus
Business Application Support Specialist .....	Isabel Silva



## MARKETING

Senior Director, Brand and Product Marketing	Alex Tinyo
Marketing and Promotions Coordinator	Riley Ersek
Senior Graphic Designer	Rich Esteban
Graphic Designers	Nikki Haroldson, Danny LeClaire

## BUSINESS ANALYTICS

Director, Ticket Marketing and Business Analytics	Ryan Vance
Senior Manager, Business Analytics	Julius "JJ" Evans
Applications Integration Manager	Nicole Yamasaki

## SALES & CLIENT SERVICES

Senior Director, Ticket Sales and Services	Jim Panetta
Director, Business Development, Premium Sales & Service	Aaron Dragomir
Senior Manager, Ticket Sales	David Neumann
Manager, Business Development	Jeff Leuenberger
Account Managers, Business Development	Eduardo Inarra, Tucker McGarrity, Ayshlee Koontz, Jon Leachman
Account Executives, Business Development	Matt Morello, Miko Rojas
Manager, Premium Sales	Eddie Gomez
Premium Sales Account Manager	Chris Young
Senior Premium Sales Account Executive	Jeremy Esada
Premium Sales Experience Manager	Mitch Quesada
Manager, Group Sales	Phil Gurule
Senior Group Sales Specialist	Angel Rodriguez
Account Managers, Group Sales	Melissa Fombona, Keegan Forbes
Account Executives, Group Sales	Miranda Frieght, Matt Lewis, Mike Moran, Mary Myers Nicholas Van Patten, Luis Vargas, Clare Wehan, Lucas Wiessner
Tickets Sales Office Coordinator	Michelle Miyamoto
Manager, Client Services	Abbi Adams
Client Services Representatives	Joseph Carrillo, Cheyenne Reta, Sammie Sosa, Connor Steer

## STADIUM OPERATIONS

Director, Special Events	Courtney Wallace
Director, Ballpark Operations and Development	Nathan Bautista
Senior Director, Facility Services and Hospitality	Eric Ursua
Manager, Ballpark Operations and Guest Services	Jacqueline Urbanus
Manager, Event and Facility Operations	Shanelle Stephens
Senior Manager, Facilities	Jose Padilla
Scheduling Manager	Jennifer Lizararago
Managers, Special Events	Brett Halstead, An Pham
Coordinator, Special Events	Mallory Mathis
Custodial Supervisors	Robert Iglesias, Ray Nells
Purchasing Manager	Suzanne Peters
Purchasing Assistants	Jack Abrams, Lincoln Bath
Supervisor, Facility Services	Carmen Mispagal
Wardrobe Supervisor	Genaro Luna
Receptionist	Margie Walsh
Field/Ground Maintenance Manager	Barney Lopas
Field/Ground Supervisor	Travis Chapman
Assistant Groundskeeper	Greg Laesch
Lead HVAC Electrician	Bob Ross
Lead HVAC Technician	Tony Suruor
Electricians	Robert Macchiavello, Christopher Witten
Painters	Daniel Angulo, Salomon Tellez, Joe Vargas
Skilled Craftsmen	Alex Cervantes, Frank Stewart, Jonathan Martin, Eric Rodriguez
Equipment Mechanic	Ryan Mendoza
Director, Stadium Security Operations	Carlos Campos
Security Manager	Mark Macias
Security Assistant Manager	JB Jaso
Security Hosts	Jose Andrade, James Haskins, Tommy Stropky

## TICKETING

Senior Director, Ticket Operations and Services	Tom DeTemple
Senior Manager, Ticket Operations	Sheila Brazelton
Manager, Ticket Operations	Armando Reyna
Ticket Services Representatives	Clancy Holligan, Ray Manukay, Tomoko Sasaki



## BOB ALLEN

OCTOBER 23, 1937 – DECEMBER 12, 2023 (86)

- Pitched five Major League seasons for Cleveland



## JESÚS ALOU

MARCH 24, 1942 – MARCH 10, 2023 (80)

- Played 15 Major League seasons with San Francisco, Houston, Oakland and New York Mets
- Two-time World Series champion (1973, 1974)
- Brother of Felipe and Matty Alou; first set of three siblings to all bat in the same half-inning (September 10, 1963) and to play together in the same outfield (September 15, 1963) in the Majors, for San Francisco
- Uncle to Moisés Alou and Luis Rojas
- Worked as a scout and in player development for the Expos, Marlins and Red Sox



## BRANT ALVEA

DECEMBER 8, 1940 – FEBRUARY 4, 2024 (83)

- Played six Major League seasons with Washington Senators, Minnesota, Oakland and St. Louis



## JACK BALDSCHUN

OCTOBER 16, 1936 – JUNE 6, 2023 (86)

- Pitched nine Major League seasons with Philadelphia, Cincinnati and San Diego



## MIKE BAXES

DECEMBER 18, 1930 – APRIL 13, 2023 (92)

- Played two Major League seasons with Kansas City Athletics



## ROB BELLOIR

JULY 13, 1948 – NOVEMBER 13, 2023 (75)

- Played four Major League seasons for Atlanta



## STEVE BISHEFF

C. 1942 – MARCH 22, 2023 (81)

- Former sportswriter and columnist for the Orange County Register, Los Angeles Herald Examiner and San Diego Union Tribune
- Author of “Tales from the Angels Dugout: A Collection of the Greatest Angels Stories Ever Told”



## VIDA BLUE

JULY 28, 1949 – MAY 6, 2023 (73)

- Pitched 17 Major League seasons with Oakland, San Francisco and Kansas City
- Six-time All-Star (1971, 1975, 1977, 1978, 1980, 1981)
- Three-time World Series champion (1972, 1973, 1974)
- American League MVP, Cy Young and ERA Leader (1971)
- Pitched a no-hitter on September 21, 1970 and a combined no-hitter on September 28, 1975
- Former baseball analyst for NBC Sports Bay Area



## BOBBY BOLIN

JANUARY 29, 1939 – JUNE 2, 2023 (84)

- Pitched 13 Major League seasons with San Francisco, Milwaukee and Boston



## EDDIE BRESSOUD

MAY 2, 1932 – JULY 13, 2023 (91)

- Played 12 Major League seasons with New York Giants, San Francisco, Boston, New York Mets and St. Louis.
- 1964 All-Star
- 1967 World Series champion
- Scouted and managed minor league for the California Angels



## LEO BURKE

MAY 6, 1934 – OCTOBER 13, 2023 (89)

- Played seven Major League seasons
- Member of inaugural Angels 1961 team
- Also played for Baltimore, St. Louis and Chicago (N.L.)



## RON CAMPBELL

APRIL 15, 1940 – FEBRUARY 2, 2023 (83)

- Played three Major League seasons with Chicago (N.L.)



## JIM CAPLE

C. 1962 – OCTOBER 1, 2023 (61)

- Longtime baseball writer for ESPN, The Athletic, St. Paul Pioneer-Press and the Seattle Post-Intelligencer
- Covered 20 World Series
- Author of “The Devil Wears Pinstripes,” “The Navigator” and co-wrote “Best Boston Sports Arguments” with Steve Buckley



## JOE CHRISTOPHER

DECEMBER 13, 1935 – OCTOBER 3, 2023 (87)

- Played Major League seasons with Pittsburgh, New York (N.L.) and Boston
- 1960 World Series Champion



## ALEX COLE

**AUGUST 17, 1965 – AUGUST 11, 2023 (57)**  
 · Played seven Major League seasons for Cleveland, Pittsburgh, Colorado, Minnesota and Boston



## WAYNE COMER

**FEBRUARY 3, 1944 – OCTOBER 4, 2023 (79)**  
 · Played five Major League seasons for Detroit, Seattle Pilots/Milwaukee and Washington Senators



## MIKE CORKINS

**MAY 25, 1946 – NOVEMBER 27, 2023 (77)**  
 · Pitched six Major League seasons for San Diego



## PAT CORRALES

**MARCH 20, 1941 – AUGUST 27, 2023 (82)**  
 · Played nine Major League seasons for Philadelphia, St. Louis, Cincinnati and San Diego  
 · Managed and coached for Texas, Philadelphia, Cleveland, New York (A.L.), Atlanta and Washington  
 · 1995 World Series Champion



## CASEY COX

**JULY 3, 1941 – OCTOBER 2, 2023 (82)**  
 · Pitched eight years for Washington Senators/Texas and New York (A.L.)



## ROGER CRAIG

**FEBRUARY 17, 1930 – JUNE 4, 2023 (93)**  
 · Pitched 12 seasons for Brooklyn/Los Angeles (N.L.), New York (N.L.), St. Louis, Cincinnati and Philadelphia  
 · Managed and coached for San Diego, San Francisco, Houston and Detroit  
 · Three-time World Series Champion as a player (1955, 1959, 1964)  
 · 1984 World Series Champion as a Tigers coach



## DENNIS D'AGOSTINO

**C. 1957 – SEPTEMBER 16, 2023 (66)**  
 · Official scorer for Major League Baseball  
 · Statistician for Bally Sports West  
 · Longtime public relations expert for New York (N.L.) and team historian for New York Knicks



## VIC DAVALILLO

**JULY 30, 1939 – DECEMBER 6, 2023 (84)**  
 · Played 16 Major League seasons with Cleveland, Angels, St. Louis, Pittsburgh, Oakland and Los Angeles (N.L.)  
 · 1965 All-Star  
 · 1971 & 1973 World Series Champion  
 · Gold Glove winner (1964)



## BILL DAVIS

**JUNE 6, 1942 – JANUARY 13, 2023 (80)**  
 · Played three Major League seasons for Cleveland and San Diego



## MIKE DE LA HOZ

**OCTOBER 2, 1938 – MAY 28, 2023 (84)**  
 · Played nine Major League seasons for Cleveland, Milwaukee Braves, Atlanta and Cincinnati



## JOSÉ DELEÓN

**DECEMBER 20, 1960 – FEBRUARY 25, 2024 (63)**  
 · Pitched 13 Major League seasons for Pittsburgh, Chicago (A.L.), St. Louis, Philadelphia and Montreal  
 · 1989 N.L. strikeout leader



## DON DENKINGER

**AUGUST 28, 1936 – MAY 12, 2023 (86)**  
 · Major League umpire for 30 seasons (1969-1998)  
 · Umpired four World Series games (1974, 1980, 1985 and 1991) and was crew chief in two of those games  
 · Officiated in six American League Championship Series games and is one of four umpires to have been selected as crew chief three times.  
 · Worked three All-Star Games and two perfect games




## DAN DOBBEK

**DECEMBER 6, 1934 – NOVEMBER 29, 2023 (88)**  
 · Played three Major League seasons with Washington Senators/Minnesota



## JOE DONNELLY

**C. 1935 – DECEMBER 11, 2022 (87)**  
 · Covered baseball for 37 years, including 20 years at Newsday  
 · Former official scorer for the New York Mets and Yankees



## DICK DRAGO

**JUNE 25, 1945 – NOVEMBER 2, 2023 (78)**  
 · Pitched 13 seasons for Kansas City, Boston, Angels, Baltimore, Boston and Seattle



## DAVID ELMORE

**JULY 11, 1934 – JUNE 7, 2023 (88)**  
 · Founder of Elmore Sports Group, a conglomerate of Minor League Baseball teams, professional hockey clubs, facility, concessions and special event management companies that includes the Inland Empire 66ers  
 · Recipient of the King of Baseball Award in 2016



## GEORGE FRAZIER

OCTOBER 13, 1954 – JUNE 19, 2023 (68)

- Pitched 10 Major League seasons for St. Louis, New York (A.L.), Cleveland, Chicago (N.L.) and Minnesota
- World Series champion (1987)
- Television broadcaster for Minnesota and Colorado



## DAVE FROST

NOVEMBER 17, 1952 – APRIL 14, 2023 (70)

- Pitched six Major League seasons with Angels, Chicago (A.L.) and Kansas City



## BILLY GARDNER

JULY 19, 1927 – JANUARY 3, 2024 (96)

- Played 10 Major League seasons with New York Giants, Baltimore, Washington Senators/Minnesota, New York (A.L.) and Boston
- Managed six seasons with Minnesota and Kansas City
- Two-time World Series champion (1954, 1961)
- Son, Billy Jr., is a manager in Miami Marlins farm system



## ROB GARDNER

DECEMBER 19, 1944 – OCTOBER 21, 2023 (78)

- Pitched eight Major League seasons with New York (N.L.), Chicago (N.L.), Cleveland, New York (A.L.), Oakland and Milwaukee



## BOB GARIBALDI

MARCH 3, 1942 – MAY 13, 2023 (81)

- Pitched four Major League seasons with San Francisco
- Player/manager for the Triple-A Phoenix Giants (San Francisco affiliate) in 1970



## DICK GROAT

NOVEMBER 4, 1930 – APRIL 27, 2023 (92)

- Played 14 Major League seasons with Pittsburgh, St. Louis, Philadelphia and San Francisco
- Eight-time All-Star (1959-1960, 1962-64)
- Two-time World Series champion (1960, 1964)
- National League MVP (1960)
- National League batting champion (1960)
- Played one season for the Fort Wayne Pistons of the NBA
- One of 13 athletes to have played in both in the NBA and MLB
- UPI College Basketball Player of the Year
- Spent 40 seasons as the radio color analyst for University of Pittsburgh's men's basketball games
- Great uncle to PGA and LIV Tour golfer Brooks Koepka



## MARIO GUERRERO

SEPTEMBER 28, 1949 – JULY 2, 2023 (73)

- Played eight Major League seasons for Angels, Boston, St. Louis and Oakland
- Brother of Epy Guerrero, a coach for the Toronto Blue Jays



## DON GULLETT

JANUARY 6, 1951 – FEBRUARY 14, 2024 (73)

- Pitched nine Major League seasons for Cincinnati and New York (A.L.)
- Three-time World Series champion (1975, 1976, 1977)
- Former pitching coach for Cincinnati



## DICK HALL

SEPTEMBER 27, 1930 – JUNE 18, 2023 (92)

- Pitched 16 Major League seasons with Pittsburgh, Kansas City Athletics, Baltimore and Philadelphia
- Two-time World Series champion (1966, 1970)



## PRESTON HANNA

SEPTEMBER 10, 1954 – NOVEMBER 20, 2023 (69)

- Pitched eight seasons with Atlanta and Oakland



## BUDDY HARRELSON

JUNE 6, 1944 – JANUARY 10, 2024 (79)


- Played 16 seasons with New York (N.L.), Philadelphia and Texas
- Managed two seasons with New York (N.L.)
- Two-time All-Star (1970, 1971)
- Gold Glove Award winner (1971)
- Two-time World Series champion (1969, 1986)



## CHUCK HARRISON

APRIL 25, 1941 – DECEMBER 30, 2023 (82)

- Played five Major League seasons with Houston and Kansas City



## RORIC HARRISON

SEPTEMBER 20, 1946 – SEPTEMBER 18, 2023 (76)

- Pitched five Major League seasons with Baltimore, Atlanta and Cleveland



## WILLIE HERNÁNDEZ

NOVEMBER 14, 1954 – NOVEMBER 20, 2023 (69)

- Pitched 13 Major League seasons for Chicago (N.L.), Philadelphia and Detroit
- Three-time All-Star (1984-86)
- World Series champion (1984)
- American League MVP (1984)
- American League Cy Young (1984)





## JOE HICKS

APRIL 7, 1933 – DECEMBER 2, 2023 (90)


- Played five Major League seasons with Chicago (A.L.), Washington Senators and New York (N.L.)



## DENNIS HIGGINS

AUGUST 4, 1939 – NOVEMBER 3, 2023 (84)


- Pitched seven Major League seasons for Chicago (A.L.), Washington Senators, Cleveland and St. Louis



## RON HODGES

JUNE 22, 1949 – NOVEMBER 24, 2023 (74)

- Played 12 Major League seasons with New York (N.L.)



## DON HOOD

OCTOBER 16, 1949 – JUNE 10, 2023 (73)

- Pitched 10 Major League seasons with Baltimore, Cleveland, New York (A.L.), St. Louis and Kansas City



## FRANK HOWARD

AUGUST 8, 1936 – OCTOBER 30, 2023 (87)

- Played 16 Major League seasons with Los Angeles (N.L.), Washington Senators/Texas and Detroit
- Managed two seasons with San Diego and New York (N.L.)
- Coached for Milwaukee, New York (N.L.), Seattle, New York (A.L. and N.L.) and Tampa Bay
- Four-time All-Star (1968-71)
- 1963 World Series champion
- 1960 National League Rookie of the Year
- Two-time American League home run leader (1968 & 1970)
- 1970 American League RBI leader



## RICK HUMMEL

FEBRUARY 25, 1946 – MAY 20, 2023 (77)

- An American author and sports columnist for the St. Louis Post-Dispatch, covering baseball for over 50 years
- Covered seven World Series and 42 consecutive All-Star Games
- Former president of the BBWAA
- Recipient of the BBWAA Career Excellence Award for the National Baseball Hall of Fame
- Served on the Baseball Hall of Fame Overview Committee



## MIKE IVIE

AUGUST 8, 1952 – JULY 21, 2023 (70)

- Played 11 Major League seasons for San Diego, San Francisco, Houston and Detroit



## DEACON JONES

APRIL 18, 1934 – MAY 7, 2023 (89)

- Played three Major League seasons for Chicago (A.L.)
- Former advance scout, minor league coach and manager in the White Sox organization, and hitting coach for Houston and San Diego
- Served as the special assistant to the president for the Sugar Land Skeeters and special advisor for Sugar Land Space Cowboys, the Astros Triple-A affiliate



## CHRIS KINCAID

MAY 25, 1958 – AUGUST 8, 2023 (65)

- Longtime equipment staff member for the Anaheim Ducks
- Former equipment truck driver for the Angels



## GWEN KNAPP

NOVEMBER 18, 1961 – JANUARY 20, 2023 (61)

- Longtime sportswriter for The Philadelphia Inquirer, San Francisco Examiner, San Francisco Chronicle, The New York Times and Sports on Earth
- Winner of the Associated Press Sports Writers award for column writing in 1988



## BILL LACHEMANN

APRIL 5, 1934 – FEBRUARY 3, 2024 (89)

- Longtime coach with the Angels in various capacities, including bullpen coach under his brother Marcel as manager
- Was also a scout, roving catching instructor and minor league manager for the Angels
- Older brother of Marcel, who was a coach and manager of the Angels, and Rene, who managed Seattle, Milwaukee, Florida and Chicago (N.L.)



## PETE LADD

JULY 17, 1956 – OCTOBER 20, 2023 (67)

- Pitched six seasons for Houston, Milwaukee and Seattle




## HOBIE LANDRITH

MARCH 16, 1930 – APRIL 6, 2023 (93)

- Played 14 Major League seasons for Cincinnati, Chicago (N.L.), St. Louis, San Francisco, New York (N.L.), Baltimore and Washington Senators
- Coached one season for Washington Senators
- First player picked by the New York Mets in the 1961 expansion draft





## DON LEPPERT

- OCTOBER 18, 1931 – APRIL 13, 2023 (91)**
- Played four seasons with Pittsburgh and Washington Senators
  - 1963 American League All-Star
  - Coached 18 seasons with Pittsburgh, Toronto and Houston
  - 1971 World Series champion
  - Was field coordinator and a manager in the minor league system for Minnesota
  - Umpired a Major League game in 1978 at Toronto during an umpires' strike



## GEN LINHOFF

- OCTOBER 23, 1925 – MAY 20, 2023 (97)**
- Worked for over 35 years with the Angels, beginning in 1961 during the club's first year as an expansion team



## KENNETH MACKENZIE

- MARCH 10, 1934 – DECEMBER 14, 2023 (89)**
- Pitched six Major League seasons with Milwaukee Braves, New York (N.L.), St. Louis, San Francisco and Houston



## DOUG MANN

- C. 1952 – FEBRUARY 20, 2024 (72)**
- One of the premier broadcast statisticians for Fox Sports West, covering Angels, Dodgers, Kings, Lakers and Clippers games
  - Worked alongside some of sports' most legendary announcers, including the Dodgers Vin Scully and Lakers Chick Hearn for 20 years



## AL MCBEAN

- MAY 15, 1938 – JANUARY 31, 2024 (85)**
- Pitched 10 Major League seasons with Pittsburgh, San Diego and Los Angeles (N.L.)
  - 1964 The Sporting News N.L. Fireman of the Year



## DAN MCGINN

- NOVEMBER 29, 1943 – MARCH 1, 2023 (79)**
- Pitched five Major League seasons with Cincinnati, Montreal and Chicago (N.L.)



## ROMAN MEJIAS

- AUGUST 9, 1925 – FEBRUARY 22, 2023 (97)**
- Played nine Major League seasons for Pittsburgh, Houston and Boston



## RYAN MINOR

- JANUARY 5, 1974 – DECEMBER 22, 2023 (49)**
- Played four Major League seasons for Baltimore and Montreal
  - Started in place of Cal Ripken to end the ironman streak
  - Coached in minor league system for Baltimore and Detroit



## BOBBY MORGAN

- JUNE 29, 1926 – JUNE 1, 2023 (96)**
- Played eight Major League seasons with Brooklyn, Philadelphia, St. Louis and Chicago (N.L.)
  - Managed three seasons in Philadelphia's farm system and scouted for Baltimore, Kansas City and Minnesota



## COTTON NASH

- JULY 24, 1942 – MAY 23, 2023 (80)**
- Played three Major League seasons with Chicago (A.L.) and Minnesota
  - Played one season in the NBA for the Los Angeles Lakers and the San Francisco Warriors, and one season in the ABA for the Kentucky Colonels



## DAVE NICHOLSON

- AUGUST 29, 1939 – FEBRUARY 25, 2023 (83)**
- Played seven Major League seasons for Baltimore, Chicago (A.L.), Houston and Atlanta



## JOE PEPITONE

- OCTOBER 9, 1940 – MARCH 13, 2023 (82)**
- Played 12 Major League seasons with New York (A.L.), Houston, Chicago (N.L.) and Atlanta
  - Three-time All-Star (1963-65)
  - Three-time Gold Glove Award winner (1965-66, 1969)
  - Coached at Major League and minor league level for Yankees



## JIM POOLE

- APRIL 28, 1966 – OCTOBER 6, 2023 (57)**
- Pitched 11 Major League seasons with Los Angeles (N.L.), Texas, Baltimore, Cleveland, San Francisco, Philadelphia, Detroit and Montreal
  - Member of 1987 Team USA in the Pan American Games winning a silver medal
  - After being diagnosed with ALS in 2021, he worked to raise awareness for the disease with the Major League Baseball ALS board



## JIM PRICE

- OCTOBER 13, 1941 – AUGUST 7, 2023 (81)**
- Played five Major League seasons for Detroit
  - 1968 World Series Champion
  - Radio analyst for the Detroit Tigers for 31 years



## BOB PRIDDY

- DECEMBER 10, 1939 – SEPTEMBER 28, 2023 (83)**
- Pitched nine Major League seasons for Pittsburgh, San Francisco, Washington Senators, Chicago (A.L.), Angels and Atlanta



## CARLOS PULIDO

**AUGUST 5, 1971 – DECEMBER 28, 2023 (52)**  
 · Pitched three Major League seasons for Minnesota



## DENNIS RIBANT

**SEPTEMBER 20, 1941 – APRIL 24, 2023 (81)**  
 · Pitched six seasons for New York (N.L.), Pittsburgh, Detroit, Chicago (A.L.), St. Louis and Cincinnati



## MEL ROACH

**JANUARY 25, 1933 – JULY 31, 2023 (90)**  
 · Played eight Major League seasons for Milwaukee Braves, Chicago (N.L.) and Philadelphia  
 · 1957 World Series Champion



## BROOKS ROBINSON

**MAY 18, 1937 – SEPTEMBER 26, 2023 (86)**  
 · Played 23 Major League seasons with Baltimore  
 · Two-time World Series champion (1966, 1970)  
 · 1970 World Series MVP  
 · Named to 18 consecutive All-Star teams (1960-74)  
 · 1964 American League MVP  
 · Winner of 16 consecutive Gold Glove Awards  
 · Inducted to the National Baseball Hall of Fame in 1983  
 · Major League Baseball All-Century Team  
 · Major League Baseball All-Time Rawlings Gold Glove Team  
 · Former president of the Major League Baseball Players Alumni Association  
 · Served as a broadcaster for Baltimore



## GEORGE ROSE

**JANUARY 7, 1966 – AUGUST 27, 2023 (57)**  
 · Served New York (A.L.) for 20 years in various capacities, including as translator, Director and Executive Advisor for Pacific Rim Operation



## PETER SEIDLER

**NOVEMBER 7, 1960 – NOVEMBER 14, 2023 (63)**  
 · Chairman of the San Diego Padres  
 · Co-Founder of Seidler Equity Partners  
 · Grandson of Walter O'Malley, nephew of Peter O'Malley



## MIKE SHANNON

**JULY 15, 1939 – APRIL 29, 2023 (83)**  
 · Played nine Major League seasons for St. Louis  
 · Two-time World Series champion (1964, 1967)  
 · Radio broadcaster for St. Louis for 50 years



## LOU SKIZAS

**JUNE 2, 1933 – NOVEMBER 17, 2023 (91)**  
 · Played four Major League seasons for New York (A.L.), Kansas City Athletics, Detroit and Chicago (A.L.)



## DAVE STENHOUSE

**SEPTEMBER 12, 1933 – NOVEMBER 11, 2023 (90)**  
 · Pitched three Major League seasons for Washington Senators  
 · Two-time All-Star (1962, both games)  
 · Father of former Major Leaguer Mike Stenhouse



## KEN SUAREZ

**APRIL 12, 1943 – JULY 28, 2023 (80)**  
 · Played seven Major League seasons for Kansas City Athletics, Cleveland and Texas  
 · Represented Team USA in baseball at the 1964 Summer Olympics as demonstration sport in Tokyo



## JOHN SULLIVAN

**JANUARY 3, 1941 – JUNE 1, 2023 (82)**  
 · Played five Major League seasons for Detroit, New York (N.L.) and Philadelphia  
 · Coached 15 seasons with Kansas City, Atlanta and Toronto  
 · Two-time World Series champion (1992, 1993)



## DICK TOMANEK

**JANUARY 6, 1931 – AUGUST 11, 2023 (92)**  
 · Pitched five Major League seasons for Cleveland and Kansas City Athletics



## JERRY TURNER

**JANUARY 17, 1954 – AUGUST 20, 2023 (69)**  
 · Played 10 Major League seasons with San Diego, Chicago (A.L.) and Detroit



## SANDY VALDESPINO

**JANUARY 24, 1939 – FEBRUARY 26, 2023 (84)**  
 · Played seven Major League seasons with Minnesota, Atlanta, Houston, Seattle Pilots/Milwaukee and Kansas City



## TIM WAKEFIELD

**AUGUST 2, 1966 – OCTOBER 1, 2023 (57)**  
 · Pitched 19 Major League seasons for Pittsburgh and Boston  
 · 2009 All Star  
 · Two-time World Series champion (2004, 2007)  
 · 2010 Recipient of the Roberto Clemente Award  
 · Served as a studio analyst for NESN for Boston's coverage



## TOM WALKER

NOVEMBER 7, 1948 – OCTOBER 23, 2023 (74)

- Pitched six Major League seasons with Montreal, Detroit, St. Louis and Angels
- Father of Neil Walker and father-in-law of Pirates coach, Don Kelly



## DAVE WEHRMEISTER

NOVEMBER 9, 1952 – DECEMBER 6, 2023 (71)

- Pitched six Major League seasons with San Diego, New York (A.L.), Philadelphia and Chicago (A.L.)



## SUSAN WEISS

- One of the longest tenured employees of the Angels, Weiss worked 56 years in the ticket office, from February 4, 1963 to March 1, 2019
- Weiss passed away on February 18, 2024



## JIMMY WILLIAMS

OCTOBER 4, 1943 – JANUARY 29, 2024 (80)

- Played two Major League seasons with St. Louis
- Managed 12 Major League seasons Toronto, Boston and Houston
- Two-time World Series champion (1995, 2008)
- American League Manager of the Year (1999)
- Won 910 games as a Major League manager
- Son, Brady, is third base coach for Tampa Bay Rays



## ADAM WILSON

1982 – 2024

- A devoted fan of Cincinnati, he was a vital member of the committee that helped create Lou Gehrig Day



## MIKE YOUNG

MARCH 20, 1960 – MARCH 28, 2023 (63)

- Played eight Major League seasons with Baltimore, Philadelphia, Milwaukee and Cleveland



## ANGELS COMMUNICATIONS DEPARTMENT

2000 GENE AUTRY WAY • ANAHEIM, CA 92806  
(714) 940-2014 • LAACOMMUNICATIONS@ANGELS.COM



Adam Chodzko



Matt Birch



Grace McNamee



Marco Peralta



Noah Scott

**ADMISSION TO ANGEL STADIUM:** Media will need to enter the ballpark through **Gate 3**, located to the right of the Angels home plate Team Store. The Media Entrance opens four and a half hours prior to game time (three hours prior to day games).

**CREDENTIALS:** To obtain season-long and daily media credentials, an application must be submitted via the MLB credentialing website, [credentials.mlb.com](https://credentials.mlb.com), by the outlet affiliation manager. Credentials will be issued only to legitimate news-gathering agencies. Daily credentials requests, which also must be made through MLB's credential website, are required to be made at least 24 hours in advance of weekday games and by 5 p.m. on the previous Friday for weekend games.

**Credentials will be available for pickup at Gate 3 security checkpoint, which opens four and a half hours prior to game time (three hours before day games).** Please make certain all credential requests are confirmed by the Communications office prior to arrival at the stadium. Identification will be required to claim the passes. Media members with BBWAA credentials should notify Angels Communications when planning to cover a contest to reserve a seat in the press box. **ALL CREDENTIALS ARE NON-TRANSFERABLE; ANY UNAUTHORIZED USE WILL BE CAUSE FOR CONFISCATION OF CREDENTIAL AND EJECTION FROM ANGEL STADIUM.**

**PARKING:** Media must enter Angel Stadium through the Orangewood Media/VIP/Bus entrance and park in the designated media parking lot, adjacent to The George residential complex, as directed by the Angels parking attendants. Parking is free of charge with valid credentials. **Season credential holders will be required to present their Angels season credentials or BBWAA season credentials at the entrance of the media parking lot.** If attending on a single game basis, parking is included with approval of your daily credential request. Media members attending on a daily credential basis will have their names placed on the club's media parking list. If arrangements are not made, a parking fee may be charged and no refunds can be given.

**PRESS BOX:** The Press Box is located on the Club Level. After entering through Gate 3, proceed to the elevators located behind the Red Awning on your left or utilize the ramps to access the Club Level. If using the elevator, ride up to the Club Level (number 4), make a right out of the elevator and proceed down the 1st base side concourse to the Press Box at sections 344-345.

## ANGELS PRESSBOX ONLINE

In an effort to make Angels information more accessible to the media while also protecting our environment, the Angels Communications department provides all season and game information online at [angelspressbox.com](https://angelspressbox.com) and on X, @LAAngelsPR.

You can also follow the Angels on Instagram, X, Facebook and TikTok:

Instagram: @Angels

X: @Angels

facebook.com/angels

TikTok: @Angels

# MEDIA INFO GUIDELINES

**PRESS CLUB (MEDIA DINING):** After entering through Gate 3, proceed to your left to the elevators located behind the Red Awning. Take the elevator up to the Club Level (number 4), make a right out of the elevator and proceed through the glass doors and into the Press Club. Prior to each home game, media with season, MLB, or single game credentials are welcome to dine in the Press Club. There will be a fee charged for each meal. Refreshments are also available during the game through the seventh inning. Press Club usage is limited to those with proper credentials. The Club is not able to accommodate family members, friends or guests. NO ONE UNDER 18 years of age will be permitted in the Press Club. As a professional courtesy, we ask that you dress in appropriate business attire. Any abuse of these privileges may cause forfeiture of credentials.

The Press Club will also serve as an overflow press working area.

**CLUBHOUSE AND FIELD ACCESS FROM CLUB LEVEL:** Ramp #5, located on the first base side of the Club Level by the escalator at section 335 can be used for Field/Clubhouse access via the stairwell. The Angels clubhouse is open four hours prior to game time and will close prior to batting practice. The clubhouse will also open approximately ten minutes following the conclusion of the game. The visiting clubhouse is governed by the visiting club. The Umpires Dressing Room is off-limits to the media. If a comment or interpretation from the umpire crew chief is needed, a pool reporter may be assigned.

**INTERVIEW ROOM:** Following each home game, the Angels manager is scheduled to meet with the media approximately ten minutes after the final out in the club's interview room. Media wishing to participate should enter through the doors directly across from the clubhouse elevators.

**PHOTOGRAPHY:** Photo credentials are issued in the same manner as media credentials. Due to limited photo locations, it is impossible to allow freelance photographers or photo wire services access unless assigned by a legitimate newsgathering agency.

**INTERVIEWS:** Requests for interviews needing advance preparation or special accommodation by an Angels player or staff member are to be directed to the Angels Communications Department. This includes all live television interviews for pregame and postgame as well as all on-field requests prior to batting practice.

**NO AUTOGRAPHS:** ANY MEMBER OF THE MEDIA REQUESTING AUTOGRAPHS OR PERSONAL PHOTOGRAPHS FROM PLAYERS OR COACHES WILL HAVE PRESS ACCESS REVOKED.

We hope these guidelines will assist you in your coverage of the Angels and Major League Baseball at Angel Stadium. Please do not hesitate to contact us if you need additional assistance.

## ANGEL STADIUM PREGAME SCHEDULES

### 1:07 GAME TIME

Angels Stretch	10:15 - 10:30
Defensive Work	10:30 - 10:45
Angels BP	10:45 - 11:30
Visitors BP	11:35 - 12:25

### 4:07 GAME TIME

Visitors Early BP	10:50 - 11:50
Angels Early BP	12:00 - 1:00
Angels Stretch	12:45 - 1:00
Defensive Work	1:00 - 1:15
Angels BP	1:20 - 2:20
Visitors BP	2:25 - 3:25

### 5:05 GAME TIME

Visitors Early BP	11:50 - 12:50
Angels Early BP	1:00 - 2:00
Angels Stretch	1:45 - 2:00
Defensive Work	2:00 - 2:15
Angels BP	2:20 - 3:20
Visitors BP	3:25 - 4:25

### 6:07 GAME TIME

Visitors Early BP	12:50 - 1:50
Angels Early BP	2:00 - 3:00
Angels Stretch	2:45 - 3:00
Defensive Work	3:00 - 3:15
Angels BP	3:20 - 4:20
Visitors BP	4:25 - 5:25

### 6:38 GAME TIME

Visitors Early BP	1:20 - 2:20
Angels Early BP	2:30 - 3:30
Angels Stretch	3:15 - 3:30
Defensive Work	3:30 - 3:45
Angels BP	3:50 - 4:50
Visitors BP	4:55 - 5:55

### 7:07 GAME TIME

Visitors Early BP	1:50 - 2:50
Angels Early BP	3:00 - 4:00
Angels Stretch	3:45 - 4:00
Defensive Work	4:00 - 4:15
Angels BP	4:20 - 5:20
Visitors BP	5:25 - 6:25





MLB NETWORK BRINGS YOU  
**THE BEST SEAT**  
IN THE HOUSE, EVERY NIGHT



FOR THE COMPLETE PROGRAMMING  
SCHEDULE AND CHANNEL FINDER, VISIT  
**MLBNETWORK.COM**





FRONT OFFICE





## ARTE & CAROLE MORENO OWNERSHIP

In May of 2003, Arte and Carole Moreno were introduced as the third owners in Angels franchise history and their impact was immediate. The Morenos have guided the franchise to six A.L. West Division titles and 17 seasons of drawing over three million fans, resulting in a total home attendance over 60 million fans.

Arte and Carole's focus is balanced between baseball, business operations and fan experience. During their tenure, the Morenos' support of the baseball operations department has resulted in the acquisition of many key players, including Hall of Famer Vladimir Guerrero, three-time N.L. MVP Albert Pujols, nine-time Gold Glove

Torii Hunter, 2009 World Series MVP Hideki Matsui, 2005 A.L. Cy Young Award winner Bartolo Colón, and several others. In 2019, the Morenos signed three-time A.L. MVP Mike Trout to a record-setting 12-year contract extension, effectively keeping the 11-time All-Star a member of the Halos for the remainder of his historic career. In December of 2017, the Morenos oversaw the successful recruitment of two-way player and future Rookie of the Year and two-time MVP Shohei Ohtani.

To date, Arte and Carole's Clubs have featured six MVP's, a Cy Young winner, two Rookie of the Year and a Manager of the Year. In that span, no other organization has featured more than four MVP seasons.

Over the past 20 years, Arte and Carole have strengthened the Club's commitment to local communities. In 2004, the Morenos established the Angels Baseball Foundation, an organization concentrating on investments in education, health care, arts & sciences and community-related programs which provide opportunities for youth to experience the positive attributes of baseball. The Foundation distributes annual grants to various youth programs within Southern California. The Angels Scholars program works with the Orange County Office of Education and the college preparatory AVID program to award several annual college scholarships. Since purchasing the Club in 2003, the Morenos, the Angels and the Angels Baseball Foundation have contributed over \$24 million to various charitable efforts with a primary focus in the Orange County area.

In 2010, the Angels were privileged to host their third All-Star Game (also 1967 & 1989). In conjunction with MLB's All-Star Legacy Fund, the foundation funded the renovation of softball fields at Anaheim's Pioneer Park (into the MLB Angels All-Star Complex) as well as a fully ADA adaptable synthetic turf field, safe for participants in wheelchairs and participants who use walkers. Prior to the 2022 season, the Angels Baseball Foundation, while partnering with Magical Builders and Anaheim Hills Little League, completely renovated two local little league fields, complete with new pitching mounds, backstops, 75 tons of infield mix and 6,500 square feet of hybrid-Bermuda grass. The Foundation also regularly donates tickets, memorabilia and ballpark experiences to the various groups and fundraisers.

Prior to their ownership of the Angels, the Morenos were part owners of the former Single-A Salt Lake Trappers of the Pioneer League. Under their leadership, the Trappers won three championships. Arte and Carole were also original investors in the Arizona Diamondbacks (including their 2001 World Series championship) and in a partnered ownership of the NBA's Phoenix Suns.

The Moreno family is also active in their own philanthropic efforts. In 1997, they established the Moreno Family Foundation to support nonprofit organizations focusing on youth and education, as well as investing in educational scholarships in K-8, high school and college. Their favorite charities include St. Vincent de Paul, St. Mary's Food Bank, the Barrow Neurological Institute, Boys & Girls Clubs, U MOM Homeless Shelters, American Heart Association and Fresh Start Women's Foundation. The Morenos were previously members of the Little League Foundation's Board of Trustees, which assists Little Leagues in every state and more than 70 other countries. For her continued philanthropic efforts, Carole Moreno was honored by the Girl Scouts of Orange County as their 2019 G.I.R.L. (Go-Getter, Innovator, Risk-Taker, Leader) honoree.

Carole was born in Reno, NV, and moved often as the daughter of a career Air Force man. She spent much of her youth in Fredonia, KS, and went on to earn a degree in journalism from the University of Kansas.

Arte is a native of Tucson, AZ, and served his country in Vietnam as a member of the U.S. Army. After his tour of duty, he attended the University of Arizona, graduating with a degree in marketing. In 2005, Time Magazine selected Moreno as one of the '25 Most Influential Hispanics in America' and was named by Bloomberg News' inaugural list of 100 Influential Latinos in 2022. Due to Arte's unwavering passion for the history of baseball, in July of 2018, he received the distinct honor of being elected to the Board of Directors for the National Baseball Hall of Fame and Museum in Cooperstown, NY.

Arte and Carole are the parents of three children.



## DENNIS KUHL

CHAIRMAN

Dennis Kuhl begins his 21st season with the Angels after joining the Club on November 10, 2003. He was initially appointed as the Angels' seventh President before a promotion to Chairman on November 14, 2009. Kuhl's focus centers on renewed efforts in the area of civic affairs and community outreach. Kuhl also oversees the Angels' flagship radio station AM830 and serves as the President of the Angels Baseball Foundation.

Under his leadership, the Angels have shown tremendous growth and advancement in key business initiatives, including sponsorship and marketing revenues, as well as nationwide expansion and promotion of the Angels' brand. Kuhl also played a key role in working with Major League Baseball in hosting of the 2010 All-Star Game.

Kuhl is actively involved in several Southern California charities. A founding board member of The Pacific Club IMPACT Foundation/Lott Trophy, Kuhl works with Susan G. Komen for the Cure serving as one of the "Pink Tie Guys," a select group of advocates speaking out to find a cure for breast cancer. Additionally, he is a member of the President's Advisory Committee for Cypress College and serves on the advisory boards for the South County Outreach, Anaheim YMCA, Rivals For The Cure, Irvine Public School Foundation, Kindervision, and the Angels Baseball Foundation Board of Directors.

A champion of community involvement, Kuhl's efforts span across Orange County and beyond. He is a member of the Board of Governors at Chapman University and on the board of directors for several nonprofits: The Los Angeles Sports Council, Boys and Girls Clubs of Greater Anaheim-Cypress, the Noble Vikings Charity of Orange County, the Alzheimer's Association of Orange County, Abound Food Care and the Angels RBI (Reviving Baseball in Inner Cities) program. He also sits on the Board of Directors for Servite High School as well as the Advisory Board for the Tiger Wood Foundation.

A Boonton, NJ native, Kuhl graduated from the University of Arizona in 1970 with a degree in business administration. In honor of his late father, he established the Bud Kuhl Wood Bat Invitational in 2007 with annual proceeds donated to local charities. Kuhl also initiated scholarships in his father's name to the Eller School of Management at the University of Arizona. In 2009, he was named the "Business Man of the Year" by the Anaheim Chamber of Commerce. Kuhl currently resides in Newport Beach.





## JOHN CARPINO

PRESIDENT

John Carpino was named the eighth president in Angels' history on November 14, 2009. He oversees all areas of business, sales, marketing, finance and communications. Carpino's top priority is fan value and experience in all areas of the game including concessions, merchandise, promotions and ticketing.

As the principal executive in charge of business operations, Carpino has helped welcome over three million fans through Angel Stadium turnstiles 10 different times since 2009. He was also an integral part of Angel Stadium hosting the 2010 MLB All-Star Game and oversaw the negotiations for the extension of the Club's television agreement with FOX Sports West, now known as Bally Sports West. *ESPN The Magazine* rated the Angels as the #1 MLB franchise in nine of Carpino's first 11 years with the organization.

The Chicago native continues to create value for fans, focusing not only on the game inside the lines, but on the entire ballpark experience. He has guided the Angel brand with a focus on affordable pricing while providing a quality family environment, including continual stadium improvements and enhancements. Under his leadership, Carpino's staff has also established Angel Stadium as one of the premiere destinations in California for non-baseball events such as concerts, Supercross, Monster Jam and corporate events.

As one of the initial executives appointed by Owner Arte Moreno after purchasing the Club, the 2024 season marks Carpino's 21st with the team, having previously held the post of Senior Vice President. Carpino has led the Angels to unprecedented financial growth in sponsorship, marketing and ticketing. He also assisted in the acquisition of high-profile players such as two-time A.L. MVP Shohei Ohtani and 3-time MVP Albert Pujols, as well as the historic 12-year contract extension for three-time MVP Mike Trout.

His vision and creativity have brought an emphasis on the Angels' heritage with a reintroduction of the Club's Hall of Fame, hosting of fan events and celebration of team history. Popular giveaways have included several world record-breaking items and those showcasing the popularity of the Rally Monkey. His efforts continue to create a brand that remains connected to its rich tradition while elevating the Angels Organization on a global level.

Carpino's promotion followed six seasons as the Angels Senior Vice President of Sales and Marketing during which he oversaw all aspects of marketing, promotions and ticket sales. He began his professional career in 1982 in the billboard industry, including stints in Tucson, Chicago, Phoenix and Los Angeles. In 1985, he joined Moreno at Outdoor Systems, a billboard company (which later became Viacom Outdoor in 2000 and CBS Outdoor in 2005) and spent 18 years in the Phoenix and Los Angeles markets. Carpino oversaw \$200 million in sales for the western region. Carpino is a 1982 graduate of the University of Arizona with a degree in business administration.

In 2017, he was inducted into the National Italian American Sports Hall of Fame.

He and wife Elizabeth are involved in numerous charitable efforts throughout Southern California and support the Angels Baseball Foundation. John and Elizabeth have three children and reside in Laguna Beach.

### PRESIDENTS OF THE ANGELS

John Carpino .....	2009 -
Dennis Kuhl .....	2003-2009
Paul Pressler .....	2002
Tony Tavares .....	1996-2001
Richard Brown .....	1990-1996
Gene Autry .....	1978-1990
Red Patterson .....	1975-1977
Robert (Bob) Reynolds .....	1961-1974





## DANA WELLS

EXECUTIVE VICE PRESIDENT

Dana Wells joined the Angels in late 2019 as Executive Vice President, a role which focuses on all aspects of the Club's business efforts, including business development, sponsorship, ticket sales and special projects.

Wells joined the Angels with a successful track record of over 27 years of sales experience in the outdoor advertising industry. Starting in 1992 as an Account Executive with Outdoor System, he quickly grew through the ranks making stops as Sales Manager and General Manager of the Kentucky, Florida and New York markets. Following a tenure in New York, he was promoted to National Sales Director in which he managed not only the company's national sales efforts but also the day-to-day business operations of the New York market.

As the company's ownerships changed hands over the years, Wells continued to climb the corporate ranks. In 2003, under the Infinity and Viacom ownership groups, Wells moved back to Atlanta where he was named Vice President of the Southeast region. Four years later, the Phoenix native was promoted to President of the Outdoor Division for CBS Outdoor, a position he held until 2013.

CBS Outdoor would go on to take their billboard division public in 2014, where Wells would play a key role in the company's transition. The newly formed Outfront Media would name Wells their Executive Vice President of National Sales and Western Region, a title he held until joining the Angels prior to the 2020 season.

A former NFL player for the Cincinnati Bengals and the Arizona Cardinals, Wells was Pac-10 Defensive Player of the Year his senior year at University of Arizona and is a two-time Morris Trophy Defensive Lineman of the Year, an award selected by the opposing players annually for the best offensive and defensive linemen in the conference. Wells won this prestigious award twice, making him one of three to ever win the award multiple times.

Wells is also currently on the Board of Directors for The Pacific Club IMPACT Foundation. Dana and his wife, Susie, reside in Newport Beach with their daughter Kaia.





## MOLLY JOLLY

SENIOR VICE PRESIDENT,  
FINANCE & ADMINISTRATION

Molly Jolly became the highest-ranking woman in the Angels organization in just her third year with the team (2003) and remains a vital part of the primary operations of the Club. She is in her 24th season with the Angels as Senior Vice President, Finance & Administration. Molly spent three years (2001-03) as Director of Finance for the Angels and Anaheim Ducks before her current appointment.

A native of Naples, Florida, Molly oversees all financial matters, including strategic initiatives, reporting and planning, budgeting, accounting and payroll. She is also responsible for office administration, including legal and risk management, human resources and information services. Additionally, she oversees financial operations at Angel Stadium for non-baseball events such as Supercross, Monster Jam and concerts.

Before joining the Angels and Ducks in 2001, Molly spent 11 years working for the Atlantic Richfield Company (ARCO), including six years (1989-94) at ARCO Alaska in Anchorage, serving as an Inventory Accountant, Financial Analyst and Electronic Commerce Manager. In 1994, Molly was transferred to ARCO Corporate in Los Angeles where she worked as an Internal Control Advisor and Project Manager. She was promoted in 1996 to Financial Manager and Strategic Planning Senior Consultant for the ARCO Products Company. Molly began her career in 1988 as an auditor for Arthur Anderson LLP in Boston, MA.

A 1988 graduate of Holy Cross with a Bachelor of Arts degree in Economics/Accounting, Molly graduated from the Anderson School at UCLA with a master's degree in Business Administration in 1999. Molly is the Chair of the Board of Directors for the Girl Scouts of Orange County and a past Board Member and Treasurer for CASA (Court Appointed Special Advocates) and Friends of CASA, as well as a sustaining member of the Junior League of Orange County. In 2016, Molly chaired the Friends of CASA Holiday Luncheon and Fashion Show and in 2011, she was nominated as "Chief Financial Officer of the Year in Orange County" by the Orange County Business Journal. She and husband Burt reside in Villa Park.





## MIKE FACH

VICE PRESIDENT,  
CORPORATE PARTNERSHIPS

2024 marks Mike Fach's 13th season with the Angels and third as Vice President, Corporate Partnerships. In his current role he oversees the Club's corporate partnerships, including in-stadium advertising sales, promotions and activations, radio sales on AM830 KLAA, digital advertising sales and promotions, outdoor advertising sales and print advertising sales in the Angels publications. Fach also serves as the Club's liaison with the sales teams at Major League Baseball, Major League Baseball Advanced Media and Bally Sports West.

During his tenure, the Angels Corporate Partnerships Department has forged numerous new partnerships locally, nationally and internationally and helped create several new sales opportunities.

Prior to joining the Angels, Mike spent 11 years with the Dodgers in Season Ticket Sales, Premium Seating Sales and Sponsorship Sales, eventually working his way up to Director of Corporate Partnerships. He would join the Angels in 2012 as the Club's Senior Director, Business Development.

Born and raised in Wellesley, MA, Mike is a 2000 graduate of Vanderbilt University where he majored in Communications and minored in Psychology. A member of the Vanderbilt soccer team, Fach was the starting goalkeeper in both 1998 and 1999. In addition to supporting the Angels Baseball Foundation with their fundraising efforts, Mike participates in several Angels Sponsor charitable initiatives each year and helps many local charities including the Los Angeles Sports & Entertainment Commission and Manhattan Beach Education Foundation. Mike and his wife, Christy, reside in Manhattan Beach, CA with their two children.







**DEBORAH JOHNSTON**

**VICE PRESIDENT,  
HUMAN RESOURCES**

Deborah Johnston enters her 13th season as a member of the Angels front office and third as Vice President, Human Resources. In her current position, she is responsible for the overall strategic management of the Angels and AM830's radio workforce.

Prior to joining the Angels organization, Deborah spent 20+ years working in senior leadership roles in a variety of industries, including Advertising, Publishing, Real Estate Development and Insurance. She is certified as a Senior Professional in Human Resources (SPHR) and has also

completed the HR Management Certificate Program at UCI.

Majoring in Psychology with a minor in Sociology, Deborah obtained a Bachelor of Science degree when she attended Florida State University (FSU) on a 4-year full athletic scholarship. She was the team captain and pitcher of the FSU Softball team. During her four-year career at FSU, she recorded the fifth most wins (90) in school history, fourth most shutouts (43) and fashioned the 25th lowest ERA in NCAA Division 1 Softball History (0.66 ERA). Johnston made two appearances in the Women's College World Series, including her senior campaign when she pitched in every game of the WCWS for the Seminoles.

She and her husband, Chaz, currently reside in Laguna Niguel, CA and have 2 children, Chase and Amanda.





## BRIAN SANDERS

VICE PRESIDENT,  
BALLPARK OPERATIONS

The Angels proudly promoted Brian Sanders to Vice President, Ballpark Operations on July 16, 2021. In his current role, he oversees all aspects of guest-facing ballpark and employee services including, maintenance, electrical and mechanical operations, capital projects, staffing and scheduling, grounds keeping, guest services, security, parking, housekeeping operations and special events.

Sanders' promotion followed 13 years working in various roles throughout the organization. The Southern California native joined the Angels in 2007 as a Client Services Manager and, following two short years, was promoted to Director, Client Services. In 2012, his knowledge, passion and strategic vision for the stadium resulted in his role being expanded to Senior Director of Ballpark Operations, a title he held until his most recent promotion.

Prior to the Angels, Sanders spent parts of seven years working for the Disneyland Resort in different capacities, most notably as Guest Service Manager for Front of House Operations at the Grand Californian Hotel from 2006 to 2007.

A 2003 graduate of Chapman University with a degree in Business Administration, Sanders spent five seasons playing collegiate baseball for the Panthers. The three-time All-Region selection and Academic All-American still holds Chapman's Division III career records in home runs, RBI and assists. As team captain in 2003, he played an integral role in the university's 2003 Division III National Championship, its first baseball title since 1968. The shortstop went 4-for-6 with a run scored and two RBI in the championship game against Christopher Newport University. Sanders was inducted into the university's Athletic Hall of Fame in 2017.

Sanders and his wife Candice reside in Anaheim Hills with their daughter Brooke and son Austin.







## PERRY MINASIAN

GENERAL MANAGER

Perry Minasian became the 13th General Manager in franchise history on Nov. 12, 2020 when he agreed to a four-year pact through the 2024 season. In his current role, he oversees all aspects of the Club's baseball operations efforts.

Minasian, 43, joined the Angels after a three-year stint (2018-2020) with the Atlanta Braves. Over his four-year tenure, Minasian's focus has been on fortifying the Major League roster with impact players like Brandon Drury, Carlos Estévez, Tyler Anderson, Mickey Moniak and Robert Stephenson, while overseeing the advancement of Angels farmhands Zach Neto, Ben Joyce, Griffin Canning and Reid Detmers.

With a background in player development, Minasian's drafts or acquisitions have produced numerous impact players on the Major League roster, including Logan O'Hoppe, Neto, Joyce, Sam Bachman, Chase Silseth and Nolan Schanuel who made his Major League debut in Aug. 2023, less than two months after being drafted. Additionally, Minasian and his staff have either drafted or acquired seven of the Club's top 10 prospects according to *MLB.com*.

Before joining the Angels, Minasian held the title of Senior Vice President of Baseball Operations and Assistant General Manager over his final two seasons with Atlanta where he oversaw the day-to-day responsibilities of the Baseball Operations staff. His primary focus during that time surrounded contract negotiations, pro and international scouting and analytics. He was originally hired by Atlanta in September of 2017 as Director of Player Personnel before quickly being promoted.

Prior to his time with the Braves, Minasian spent nine seasons (2009-2017) with the Toronto Blue Jays, originally joining the organization as a Major League scout. He also served six seasons (2011-2016) as Director of Professional Scouting and was a Special Assistant to General Manager Ross Atkins in 2017.

Minasian was born in Chicago, IL and grew up in Arlington, TX. He attended the University of Texas-Arlington and has been around professional baseball since his childhood, when he was a batboy for the Texas Rangers from 1988-96. He then worked as a Rangers Clubhouse Attendant from 1997-2002 and transitioned into a scouting role in 2003. Minasian served as a staff assistant to Rangers manager Buck Showalter and the Major League coaching staff from 2003-06 before becoming a Major League advance scout during the 2007-08 seasons.

Perry and his wife, Michelle, have four children, Lola, Minka, Gemma and Cash. His father, Zack, worked in professional baseball for over 30 years, including 22 seasons as the Rangers Clubhouse Manager. His brother, Calvin, is the Director of Clubhouse for the Atlanta Braves and brother, Zack, is the San Francisco Giants' Vice President, Pro Scouting.

### MINASIAN'S CAREER TIMELINE

2020-	<b>Angels General Manager</b>	2017	Blue Jays Special Assistant to GM
2019-2020	Braves Senior Vice President & Assistant General Manager	2011-2016	Blue Jays Director of Professional Scouting
2018	Braves Assistant General Manager	2009-2010	Blue Jays Pro Scout
2018	Braves Director of Player Personnel (promoted after two months)	2007-2008	Rangers Major League Advance Scout
		2003-2006	Rangers Staff Assistant
		1997-2002	Rangers Clubhouse Attendant

### ANGELS GENERAL MANAGERS

<b>Perry Minasian</b>	<b>Nov. 12, 2020 - Present</b>	Whitey Herzog	Sept. 18, 1993 - Jan. 11, 1994
Billy Eppler	Oct. 4, 2015 - Sept. 27, 2020	Dan O'Brien	May 1, 1991 - Sept. 17, 1993
Bill Stoneman	July 1, 2015 - Oct. 4, 2015	Mike Port	Sept. 1, 1984 - Apr. 30, 1991
Jerry Dipoto	Oct. 29, 2011 - July 1, 2015	E.J. "Buzzie" Bavasi	Oct. 24, 1977 - Sept. 1, 1984
Tony Reagins	Oct. 16, 2007 - Sept. 30, 2011	Harry Dalton	Oct. 27, 1971 - Oct. 24, 1977
Bill Stoneman	Nov. 1, 1999 - Oct. 16, 2007	Dick Walsh	Oct. 1, 1968 - Oct. 27, 1971
Bill Bavasi	Jan. 12, 1994 - Oct. 1, 1999	Fred Haney	Dec. 8, 1960 - Oct. 1, 1968

## BILL STONEMAN

SENIOR ADVISOR  
TO THE GENERAL MANAGER



On October 16, 2007, Bill Stoneman assumed the role of Senior Advisor following an eight-year stint as the Club's Vice President & General Manager.

Stoneman's tenure as Angels' Vice President & General Manager was the longest and most successful in club history. Under Stoneman's administration, the Angels captured a World Series championship in 2002, the franchise's first A.L. West crown in 18 years in 2004, the club's first-ever back-to-back titles (2004-05) and another division championship in 2007.

Some highlights during his tenure as General Manager include: the appointment of Mike Scioscia as Manager in 1999, the acquisition of Adam Kennedy via trade with St. Louis in 2000, the acquisition of Chone Figgins via trade in 2000 and the claiming of David Eckstein off waivers in 2000. Prior to the 2004 season, Stoneman and the Angels landed 2004 AL MVP Vladimir Guerrero and 2005 Cy Young Award winner Bartolo Colón.

As a player, Stoneman pitched for eight seasons in the Major Leagues, compiling a 54-85 record with 46 complete games, 15 shutouts, five saves and a 4.08 ERA in 245 games (170 starts). He began his professional career in 1966 and appeared in the Major Leagues with the Chicago Cubs (1967-68), Montreal (1969-73) and California (1974). Stoneman was selected to the 1972 National League All-Star team, pitching two innings at the ASG in Atlanta.

Stoneman was the 10th selection by Montreal from Chicago in the 1968 expansion draft. While with the Expos, he pitched two no-hitters: against the Philadelphia Phillies at Connie Mack Stadium, April 17, 1969, and the New York Mets at Jarry Park, Oct. 2, 1972. Stoneman had his contract sold to the Angels on April 4, 1974, and posted a 1-8 record and 6.14 ERA in 13 games (11 starts) with California, before retiring as a player during that season.

Following his retirement from baseball in 1974, Stoneman joined Royal Trust, a Canadian financial institution, first working in Montreal and then in Toronto. He returned to baseball Nov. 14, 1983, joining the Expos as Assistant to the President. Stoneman was then appointed Vice President, Baseball Administration, Sept. 8, 1984.

A native of Oak Park, Ill., and raised in West Covina, Calif., Stoneman attended Mt. San Antonio Junior College in Walnut, Calif. He received a Bachelor of Science (Education) degree from the University of Idaho and a Master's degree in Physical Education from the University of Oklahoma. Stoneman was inducted into the University of Idaho Alumni Hall of Fame in Feb. 1998 and, along with his wife Diane, endowed a University scholarship for physical education majors in 2005.

Stoneman and his wife Diane reside in Orange, CA.





## ALBERT PUJOLS

**SPECIAL ASSISTANT TO THE CLUB**

Three-time MVP (2005; 2008-09), 11-time All-Star, two-time World Series Champion and member of the 700-Home Run Club, Albert Pujols enters his second year as a Special Assistant to the Club following a 22-year Major League career. In his current position, he assists the Club in a variety of roles including special instruction for both the Major League and minor league clubs.

Pujols finished his Hall of Fame career after the 2022 season, amassing a .296 average, 3,384 hits, 2,218 RBI, 703 home runs and 1,914 runs scored.

On Sept. 23, 2022 at Dodger Stadium, Pujols connected for his 699th and 700th home runs, joining Barry Bonds, Hank Aaron and Babe Ruth as the only players in baseball history to hit 700 homers. After making his big league debut in 2001, the 11-time All-Star quickly etched his name as one of the greatest players to ever play American's Pastime. He finished his career ranked in several of baseball's Top 10 all-time, including hits (9th), doubles (5th), home runs (4th), RBI (2nd), games played (5th), average (10th, min. 12,000 PA) and slugging (6th, min. 12,000 PA). At different points throughout his hall of fame career, he led the Majors in hits, home runs (twice), doubles, RBI and runs scored (five times). The former first baseman is one of five N.L. players all-time to win an MVP award three or more times (also Barry Bonds, Mike Schmidt, Roy Campanella and Stan Musial). Additionally, Pujols finished in top five in the MVP voting in each of his first six seasons (finished second on four occasions).

The 2001 Rookie of the Year and six-time Silver Slugger joined the Angels organization as a player prior to the 2012 season. He would go on to reach several of baseball's greatest milestones in a Halo uniform, including his 500th (April 22, 2014) and 600th (June 23, 2017) career home runs and the prestigious 3,000-hit club (May 4, 2018). On Aug. 10, 2018, he tallied his 1,000th career hit with the Angels and became the ninth player ever to amass 1,000 hits in both the A.L. and N.L. At the time of his retirement, Pujols ranked in the Angels franchise's Top 10 in hits (9th), doubles (9th), home runs (4th), RBI (5th), slugging (10th), runs scored (10th) and games (9th).

Following his career with the Angels, Pujols would finish the 2021 campaign as a member of the Dodgers before returning to St. Louis in 2022 for his 22nd and final season.



## KURT SUZUKI

**SPECIAL ASSISTANT TO THE  
GENERAL MANAGER**

16-year Major League veteran Kurt Suzuki joined the Angels front office prior to the 2023 season as a Special Assistant to the General Manager. In his current position, Suzuki assists GM Perry Minasian in all areas of baseball operations.

The Wailuku, HI native moved from the clubhouse to the front office after playing his final Major League season in 2022 as a member of the Angels. A second round draft pick by the A's in 2004, Suzuki tallied a .255 career average with 295 doubles, 143 home runs and 730 RBI in 1,635 big league games. From his first full season in 2008 to his final in 2022, he ranked second in MLB in hits (1,314) as a catcher, fourth in runs (544), second in doubles (266), ninth in home runs (131) and third in RBI (654). In that span, he was tabbed as an American League All-Star in 2014 and was a member of the 2019 World Series champion Washington Nationals.

A product of Cal State Fullerton (6 miles from Angel Stadium), Suzuki helped lead Fullerton to a College World Series title in 2004. The backstop delivered a clutch two-out RBI single in bottom of the seventh inning to break a 2-2 tie. The Titans would go on to win that game 3-2 over Texas in the championship affair. For his efforts that season, he won the Johnny Bench Award as the nation's top collegiate catcher.

Kurt and his wife, Renee, have a daughter Malia, and two sons, Kai and Elijah and reside Redondo Beach, CA.



## MICHAEL LORD

SENIOR DIRECTOR,  
RESEARCH AND DEVELOPMENT

Michael Lord begins his fourth season with the Angels as Senior Director, Research and Development. Lord joined the Angels staff after working for the Atlanta Braves from 2018-20.

With the Braves, Lord worked as a Research and Development Coordinator after joining Atlanta as an Analyst in 2018. Prior to his time with the Braves, Lord started his front office career as a Baseball Analytics Intern with the Miami Marlins in 2016 and later served as a Baseball Operations Analyst for the Marlins during the 2017 season.

A native of Ashburn, VA, Lord is a 2016 graduate of the University of Virginia.



## BRIAN PARKER

SENIOR DIRECTOR,  
INTERNATIONAL SCOUTING

Brian Parker begins his fourth season with the Angels as Senior Director, International Scouting and brings over 20 years of baseball operations experience in scouting & front office positions. He joined the organization following four years with the Los Angeles Dodgers as an International Crosschecker.

Prior to his time with the Dodgers, Parker worked for the Toronto Blue Jays from 2009-16, including the final four-and-a-half years as Director, Amateur Scouting after serving three years as a Pro Scout and Pro Crosschecker. He joined Toronto after working seven years (2003-09) for the Washington Nationals/Montreal Expos organization as Director, Baseball Operations and Assistant Director, Scouting. In those roles, he assisted the GM in all baseball operations matters including player personnel moves, Major League roster management, MLB rules, contract negotiations and arbitration. He also spent one year in minor league operations with the Expos.

A graduate of Indiana State University, Parker began his Major League career in baseball operations with the Colorado Rockies. Brian and his wife Bree reside in Tampa, Florida with their twin daughters, Emma and Alex.



## DAVID HAYNES

DIRECTOR,  
PLAYER PROCUREMENT

David Haynes joined the Angels in 2021 as Director, Player Procurement, after working for the Toronto Blue Jays for eight seasons, including his final three as Manager, Baseball Operations & Professional Scouting. In his role with the Blue Jays, he was responsible for working closely with the front office and professional scouting department to support the decision-making process for all player acquisitions and Major League transactions. He started with Toronto as an intern in 2013 and was hired full-time as Coordinator, Professional Scouting in 2014.

Before being hired by the Blue Jays, he held internships with the Washington Nationals, Atlanta Braves and MLB Commissioner's Office. Haynes is a 2012 graduate of the University of Massachusetts Amherst with a degree in Sports Management.



## AMANDA KROPP

**DIRECTOR,  
BASEBALL ADMINISTRATION**

Amanda Kropp, 46, begins her third season with the Angels organization and 18th season overall in Major League Baseball. She was promoted to Director, Baseball Administration in November 2023 after serving as Sr. Coordinator, Baseball Administration for two seasons. Prior to the Angels, Kropp spent 15 seasons (2003-2017) with the Milwaukee Brewers working in Amateur Scouting, handling day-to-day administration, such as compiling paperwork on Rule 4 Draft eligible prospects, organizing meetings, handling newly drafted player contracts and overseeing budgets and expenses.

Prior to working in baseball, she spent one season working as the Media Relations Assistant for women's volleyball and softball at the University of Texas. Kropp is a graduate of Arizona State University with a B.A. in Journalism/Public Relations and earned her master's degree in Sports Management from Southern Illinois-Edwardsville.

Kropp currently resides in Germantown, WI with her husband, Brad, and three children.



## JOHN PRATT

**DIRECTOR,  
ADVANCE SCOUTING**

Pratt, 37, begins his third season with the Angels as the Club's Director of Advance Scouting. The New Hampshire native joined the Angels in 2022 following 10 years with the Los Angeles Dodgers.

Over the 2020 and 2021 seasons, Pratt served as the Dodgers Game-Planning Strategist and Professional Scout, a role that saw him immersed in advanced scouting of opposing pitchers. From 2012-18, Pratt held three different positions within the Dodgers Video Operations: Manager, Video Operations (2019), Major League Video Replay Coordinator (2014-18) and

Major League Video Coordinator (2012-13). Pratt joined the Dodger Organization in 2011 when he worked in Minor League Video Operations for the Club's Triple-A affiliate in Albuquerque, NM. A 2008 graduate from Emerson College, Pratt's first stint in professional baseball came during the 2009 season when he worked for Major League Baseball as a Pitch f/x Operator.



## JOEY PREBYNSKI

**DIRECTOR, PLAYER DEVELOPMENT**

Joey Prebynski, 41, is in his fourth season with the Angels. One of Perry Minasian's first hires, Prebynski oversees all aspects of the Club's player development system.

Prebynski joined the Angels after a two-year stint with the St. Louis Cardinals as Game Planning Coach. During his time with the Cardinals, he worked closely with the Cardinals Major League coaching staff in game day preparation & implementing processes aimed at creating synergy between the baseball analytics group and field staff.

Prior to his work with the Cardinals, he spent three seasons as a professional scout for the Milwaukee Brewers (2016-18) and seven seasons with the Texas Rangers, where he wrote Major League Advance Scouting reports, served as instant replay consultant, and oversaw the use of video at the Major League level and in the Player Development system as well as within the Amateur, Pro, and International Scouting departments.

Prebynski previously served as Director of Baseball Operations at the University of Texas at Arlington, where he earned his undergraduate degree in Business Administration, a Masters in Communication, and an MBA. He completed the Harvard Business Analytics Program in March of 2022. A native of Mansfield, OH, he is actively involved with the Miracle League, Junior Achievement, & Big Brothers-Big Sisters organizations.





## TIM MCILVAINE

DIRECTOR, AMATEUR SCOUTING

Tim McIlvaine, 42, joined the Angels before the 2022 season as Director of Amateur Scouting following a 16-year career with the Milwaukee Brewers. Since taking over the Club's amateur scouting efforts, both of McIlvaine's top draft choices have already made their Major League debut (Zach Neto and Nolan Schanuel).

McIlvaine spent the previous five seasons (2017-21) as Milwaukee's Assistant Director - Domestic Scouting. He previously spent three years (2014-16) as a supervisor of scouting following an eight-year run as a Brewers area scout in Central Florida (2008-13) and the Mid-Atlantic Region (2006-07).

A 2003 graduate from Spring Hill College, McIlvaine played professionally in 2004 with the Minnesota Twins Gulf Coast League affiliate. After the season, he returned to his alma mater as a graduate assistant in 2005 before joining the Brewers organization.

McIlvaine is the son of Joe McIlvaine who was the general manager of the New York Mets (1993-97) and San Diego Padres (1990-93) and a former Angels scout. Tim and his wife, Janine, live in Nashville, Tennessee with their two daughters.



## DEREK WATSON

DIRECTOR, PRO SCOUTING

Derek Watson joined the Angels as Director of Pro Scouting prior to the 2022 season, bringing with him 13 years of experience in Major League Baseball front offices.

Watson spent the previous two seasons (2020-21) as a pro scout for the San Francisco Giants. Prior to his stint in the Bay, he spent nearly 11 years working with the Milwaukee Brewers, most notably as Crosschecker, Pro/Amateur/International Scouting (2018-19) where he evaluated players of all levels. Prior to his promotion, Watson served as a pro scout for eight seasons (2010-2017) with Milwaukee. A Wisconsin native, Watson broke into baseball with the Brewers as a baseball ops intern in 2009.

A high school All-State quarterback, Watson played collegiate football at Northern Illinois University for two seasons (2005-06) before finishing his bachelor's degree at the University of Wisconsin-Milwaukee.





## MIKE FROSTAD

**DIRECTOR SPORTS PERFORMANCE  
& HEAD ATHLETIC TRAINER**

Mike Frostad, 51, is in his third season with the Los Angeles Angels as the Director of Sports Medicine and Head Athletic Trainer. 2024 marks his 13th Major League season and 29th overall in professional baseball.

Prior to joining the Angels, Frostad spent four seasons (2018-21) as the assistant athletic trainer with the Atlanta Braves and 22 seasons (1996-17) with the Toronto Blue Jays (six as the Major League assistant athletic trainer).

A Calgary native, Mike earned his undergraduate degree from the University of Calgary and is certified by the NATA in the U.S. and the CATA in Canada. He started his baseball career in 1996 with the St. Catharines Stompers (Short A) and made stops along the way in Medicine Hat Alberta, Hagerstown Maryland, and Dunedin Florida. Mike was named to the position of Minor League Medical Coordinator in 2005, a position he held until the 2010 season when he was appointed to Toronto as the Assistant Athletic Trainer. He returned to the role of Medical Coordinator in 2011 and 2012 before returning to Toronto. In 2004 and 2005 he won the Athletic Trainer of the Year Award for the Florida State League. In 2005 he was also the recipient of the Minor League Athletic Trainer of the Year Award. Mike was a member of the 2021 MLB Athletic Training Staff of the Year in Atlanta that also won the World Series.

During the offseason, Mike resides in Redcliff, Alberta with his wife, Candice.



## MATT BIANCUZZO

**ASSISTANT CERTIFIED  
ATHLETIC TRAINER**

Matt Biancuzzo, embarks on his third season with the Angels Organization as Assistant Athletic Trainer following four years (2018-21) in the same role with the Minnesota Twins.

A 13-year veteran in athletic training, Biancuzzo's resume includes a 10-year stint (2010-20) working in various athletic training capacities for Cirque du Soleil, an assistant athletic trainer for Georgia Southern University (2008-10) and a graduate assistant athletic trainer for Florida State University (2006-08).

The Las Vegas, NV resident received his Bachelor's degree in Health Science: Athletic Training from the University of Central Florida before completing his Masters of Science at Florida State University.



## ERIC MUNSON

**ASSISTANT CERTIFIED  
ATHLETIC TRAINER**

Eric Munson, 44, joined the Angels Major League Athletic Training Staff in 2017 as an Assistant Athletic Trainer. He spent seven seasons with the Angels affiliates and served as the Minor League Rehabilitation Coordinator for five years prior to joining the big league club.

Munson served as the head athletic trainer in Double-A Arkansas (2008-10), Single-A Rancho Cucamonga (2007), Single-A Cedar Rapids (2005-06, 2011) and has served as the Angels Minor League Rehab Coordinator based in Tempe (2012-16). Prior to joining the Angels organization, he worked as the Head Athletic Trainer and Strength & Conditioning Coach for the Cedar Rapids Roughriders for the 2004-05 season as part of the United States Hockey League.

A native of Kenmare, ND, Munson, received his Bachelor of Science degree in Athletic Training from North Dakota State University in 2004. Eric, his wife, Leslie, and daughter, Nora, reside in Arizona.



## RICK SMITH

ATHLETIC TRAINING  
SERVICES COORDINATOR

Rick Smith begins his 49th season with the organization and 47th at the big league level. Smith enters his eighth campaign in his current role after 39 years as an Angels Certified Athletic Trainer. Smith

previously served as the Head Athletic Trainer for the El Paso Diablos, an Angels' Double-A affiliate, before moving to the Major Leagues in 1978.

On August 3, 2002, Smith was honored in a pregame ceremony for his 25 years of service with the Angels. He has served as an American League Athletic Trainer for the All-Star Games in 1984, 1989 and 1997. Smith was also an integral part of the group honored with the Major League Athletic Training Staff of the Year Award for the 1998 season. The award is voted on by the Professional Baseball Athletic Trainers Society (PBATS).

The El Paso, TX native was inducted into the El Paso Baseball Hall of Fame on November 6, 2007 as part of the 20-year anniversary of the Hall of Fame. Former Angels Larry "Moose" Stubing, Ken Schrom and Jack Harris are also members of the El Paso Hall of Fame.

Smith began his career as a Student Athletic Trainer for the University of Texas-El Paso athletic teams from 1971 until graduating in 1975. He is a member of the Professional Baseball Athletic Trainers Society (PBATS), National Athletic Trainers' Association (NATA) and the California and Texas State Trainers Associations.

Smith, 70, attended Eastwood High School in El Paso, TX and graduated from the University of Texas at El Paso in 1975. He has two children, daughter Michelle and son Karcher and the family welcomed grandson, Rocco, in 2017. He and his wife, Janell, reside in Santa Ana, CA.

### RICK SMITH BY THE NUMBERS

Some interesting figures during Rick Smith's tenure with the Angels...

**800+** - Number of Angels players

**18** - Number of Angels managers

**80+** - Number of Angels coaches

*Smith has worked approx. 7,500 games in his career (includes spring training, regular season and playoffs)*




## MARC OCEGUERA

HEAD PHYSICAL THERAPIST

Marc Ocegüera, 51, begins his third season as the Club's Head Physical Therapist, returning to baseball after spending the previous five years in the private sector.

Ocegüera, a board certified physical therapist in sports and orthopedics and a certified strength and conditioning specialist, spent the last three years working as a Sports rehab Coordinator with Oshner Health System in New Orleans. In addition to his role with Oshner, he also has spent the last five years working as a Physical Therapist at EXOS (2017-21).

Ocegüera is entering his third stint in Major League Baseball. From 2014-16, the California native was a minor league physical therapist for the Atlanta Braves. Prior to joining Atlanta, he spent three years (2011-13) as a physical therapist with the 7th Special Forces Group, United States Army. Ocegüera broke into Major League Baseball with the Pittsburgh Pirates (2006-08) as a rehabilitation coordinator which came on the heels of working as a physical therapist for Cirque du Soleil.



## **ROBBIE WILLIAMS**

**ASSISTANT  
PHYSICAL THERAPIST**

Robbie Williams joined the Angels in 2022 as the Club's assistant physical therapist. He returned to Major League Baseball after working for HSS Florida in West Palm Beach, FL.

Williams previously spent three seasons (2017-19) working in baseball as a physical therapist for the Detroit Tigers. Prior to his time in Detroit, he worked for Michigan Medicine in Ann Arbor, MI from June 2016 to January 2017. During 2015 and 2016, he completed a physical therapy fellowship at the American Sports Medicine Institute (ASMI) and Champion Sports

Medicine in Birmingham, AL which came on the heels of a year and half run with Orthopaedic Rehab Specialists in Holt, MI.

Williams received his bachelor's degree in health fitness in preventative and rehabilitative programs and a Doctorate of Physical Therapy from Central Michigan University. Robbie holds a position of fixed term faculty at his alma mater, where he teaches to the physical therapy program on injuries to the overhead athlete."



## **DYLAN CINTULA**

**HEAD STRENGTH &  
CONDITIONING COACH**

Dylan Cintula embarks on his sixth season in the Angels Organization and first as Head Strength and Conditioning Coach.

Cintula joined the Angels Major League staff after spending the previous two years (2022-23) as the organization's minor league strength and conditioning coordinator. He originally joined the Angels in 2018 as Double-A Mobile's Strength and Conditioning Coach before serving as the minor league's Return to Performance Strength and Conditioning Coordinator in 2019 and 2020. Cintula departed the Angels organization briefly in 2021

where he spent one season as the Performance Coach for the Mets Double-A affiliate in Binghamton, NY. He would return to the Angels the following season.

Prior to his entrance into professional baseball, Cintula worked in various strength and conditioning capacities in college sports, including with Eastern Michigan University, University of Louisiana Lafayette, University of Michigan and University of Toledo. He holds a Master's Degree in Exercise Science from the University of Toledo, is a Certified Strength and Conditioning Specialist (CSCS), CSCCA certified as a Strength and Conditioning Coach Certified (SCCC) and a Level 1 Olympic Sports Performance Coach through the United States Weightlifting Association.

A 2014 graduate of the University of Findlay, Cintula received his bachelor's degree in Education while playing four years on the school's baseball team.





## BOB ALEJO

ASSISTANT STRENGTH &  
CONDITIONING COACH

Bob Alejo joined the Angels staff in 2024 as Assistant Strength and Conditioning Coach, bringing more than 40 years of athletic performance training experience at the collegiate, professional and Olympic levels.

Alejo returns to MLB after spending the previous 12 years working in various training capacities, including Senior Associate Athletic Director for Performance and Student-Athlete Welfare at Cal State University Northridge (2019-22) and Assistant AD/Director of Strength and Conditioning at NC State (2011-17), a role in which he oversaw the strength and conditioning for

the entire athletic department, including the men's basketball team's four NCAA tournament trips and two Sweet Sixteen appearances.

Alejo also has extensive experience in Major League Baseball. He had two stints (2009-11 & 1993-01) with the Oakland A's as Director of Strength and Conditioning in which he was responsible for all aspects of the organization's year-round physical preparation at both the Major and minor league levels.

Prior to joining the A's, Alejo was the Assistant, Associate Head and Head Administrator/Strength and Conditioning at UCLA (1984-93), working with 23 men's and women's teams. During that time, the Bruins tallied 22 national championships and produced more than 100 All-Americans. From 1983-84, he was the Head Strength and Conditioning Coach for Cal State University Chico's Football program.

Other notable highlights from Alejo's career include serving as the strength and conditioning coach for the men's beach volleyball U.S. Olympic Team in the 2008 Beijing and 2012 London Olympics, which included a Gold Medal in 2008.



## YOICHI TERADA

MASSAGE THERAPIST


Yoichi (yo-EACH-ee) Terada (ter-AH-duh) is in his 14th season with the Halos. In his role, Terada works daily with players and staff using touch to manipulate the soft tissues of the body. In 2016, Terada was selected to work on the A.L. training staff for the All-Star Game at Petco Park in San Diego.

With massage therapy, he relieves pain, assists in rehabilitation of injuries, improves circulation and aids in the general wellness of players. Additionally, he has assisted with English translation during Japanese media

interviews with the Angels.

Terada joined the Club in 2011 as a Japanese interpreter/personal massage therapist for pitcher Hisanori Takahashi. In 2013, he was named as the team's massage therapist.

Born and raised in Shizuoka, Japan, Terada graduated from Fresno State University with a degree in sports medicine. Yoichi and wife, Maki, have three children and reside in Fountain Valley.







## **BECCI ROEHL**

**REGISTERED DIETITIAN**

2024 represents Becci Roehl 11th season as the Club's Registered Dietitian. In her current role, Roehl educates Angels players on performance fueling, recovery nutrition and supplementation.

In addition to her role with the Angels, Roehl also serves as the team dietitian to the Los Angeles Lakers and previously worked as the Director of Sports Nutrition at UCLA and USC, and as the Team Sports Dietitian for the Anaheim Ducks and the Los Angeles Sparks.

Roehl is a founding Board Member of the Collegiate and Professional Sports Dietitians Association and currently serves on the Professional Baseball Dietitian Society Leadership Committee. Roehl played volleyball at Pepperdine University and received a Bachelor of Science in Kinesiology while minoring in athletic training. She would go on to graduate school at Cal Poly Pomona and earning her RD.

She currently resides in Redondo Beach with her three children, Piper, Tobi and Tucker.



## **BRIAN SCHULZ, M.D.**

**HEAD TEAM  
ORTHOPEDIC PHYSICIAN**

Brian Schulz, M.D. is an orthopedic surgeon out of the Kerlan-Jobe Orthopaedic Clinic specializing in ligament, meniscus, and cartilage injuries of the knee, shoulder instability and labral tears, rotator cuff injuries, Tommy John surgery, and advanced arthroscopic and open surgical techniques for sports-related injuries of the shoulder, elbow, hip and knee.

Dr. Schulz began his studies at the University of Kentucky and earned a Bachelor of Science degree in biology, before going on to medical school at the University of Louisville School of Medicine in Louisville, KY. He completed his residency at Columbia University Medical Center/New York-Presbyterian Hospital, where he was Administrative Chief Resident. Dr. Schulz went on to train as a Kerlan-Jobe Sports Medicine Fellow and is an active researcher, publishing multiple papers and book chapters.

He is a member of the Major League Baseball Team Physicians Association, National Hockey League Team Physician Society American Academy of Orthopedic Surgeons (AAOS), American Orthopedic Society for Sports Medicine (AOSSM), Arthroscopy Association of North America (AANA), and the American Orthopedic Association (AOA) Emerging Leaders Program.

2024 marks the eighth season with the Angels for Dr. Schulz. He also serves as the Head Orthopaedic Surgeon for the Anaheim Ducks and has been a consultant for a variety of professional, collegiate and high school athletic teams, including the Los Angeles Dodgers, Los Angeles Kings, Los Angeles Lakers, Los Angeles Sparks, Los Angeles KISS, West Los Angeles College and Fullerton College.



## CRAIG MILHOUSE, M.D.

TEAM PHYSICIAN

2024 represents the 30th season as the Angels Team Physician for Dr. Craig Milhouse. Dr. Milhouse's current professional duties also include his private practice in internal and athletic medicine in Orange, CA and as a medical consultant/physician for the Fullerton Junior College Athletic Department. He previously worked for 10 years at the Kerlan-Jobe Orthopedic Clinic in Anaheim, CA.

A native of Detroit, MI, Dr. Milhouse received his Bachelor of Science degree from the University of Michigan in 1976 and medical degree from Wayne State University School of Medicine in 1980. He completed his medicine/surgery internship at St. John's Hospital in Detroit (1980-81) and his internal medicine residency at Huntington Memorial Hospital in Pasadena, CA (1981-84). Dr. Milhouse served his sports medicine fellowship at the Kerlan-Jobe Orthopedic Clinic in Inglewood, CA (1990-91) and received his board certification in internal medicine in 1984.

Dr. Milhouse has worked as a team physician/medical consultant for several local sports organizations, including the Anaheim Ducks & Honda Center (1993-2015), Los Angeles Rams (1993-95), University of Southern California (1988-93), Occidental College (1992-93), Anaheim Bullfrogs, Anaheim Piranhas and Anaheim Splash. In 2003, Dr. Milhouse served as the Medical Director for the World Gymnastics Championships and was a voluntary member of the Tournament of Roses for over 25 years.

He and wife, Pamela, have two sons, Jonathan and Alex. In 2016, they became grandparents with the birth of grandson, Jaxon Ryan.



## JOHN ITAMURA, M.D.

TEAM  
ORTHOPEDIC SURGEON

John Itamura, M.D., is a Board Certified Orthopedic Surgeon at the Kerlan Jobe Institute/Cedars Sinai Medical Center at The White Memorial Medical Center. He specializes in open and arthroscopic reconstruction of the shoulder for shoulder instability and the rotator cuff, disorders of the sternoclavicular and acromioclavicular joints, pathology of the biceps, primary and revision arthroplasty of the shoulder and elbow and the treatment of complex periarticular fractures of the shoulder and elbow.

Dr. Itamura is a native of Los Angeles and earned his Bachelor of Science from the University of Southern California in 1985. He graduated from the University of Southern California School of Medicine in 1989. He completed his Residency in Orthopaedic Surgery in 1989 at the University of Southern California. In 1995, he completed a Fellowship in Shoulder and Elbow Surgery at the WB Carrell Clinic in Dallas, Texas and was full-time faculty on the Upper Extremity Trauma and Sports Services at Keck School of Medicine at the University of Southern California. In the fall of 1997, he took a sabbatical in Upper Extremity Reconstruction at the Massachusetts General Hospital. He was an active member of the Sports and Hand and Upper Extremity Fellowship Program. In 2011, Dr. Itamura joined the Kerlan Jobe Institute. He is the Director of the Shoulder and Elbow Fellowship, and an active member of the Sports Fellowship faculty. He is an active researcher and has published numerous peer and non-peer reviewed papers and book chapters. He regularly lectures locally, regionally, nationally and internationally, and serves as a peer reviewer for numerous Orthopedic journals and serves as a professor of orthopaedic surgery at Cedars Sinai Medical Center.

He is a member of the American Academy of Orthopedic Surgeons (AAOS), The Wilson Bost Society, and the American Shoulder and Elbow Surgeons (ASES). He has also served a number of professional, collegiate and high school athletic teams, including the Los Angeles Dodgers, University of Southern California and California State University, Los Angeles.



## STEVE YOON, M.D.

TEAM ORTHOPEDIC  
PHYSICIAN

Steve Yoon, M.D. joined the Angels in 2017 as a Team Physician. He specializes in advanced non-surgical sports medicine and biologic treatments for sports injuries and degenerative joint disease. He also specializes in the use of image-guided and minimally invasive techniques for many orthopedic conditions.

Dr. Yoon is a consultant to many athletes throughout the NBA, MLB, NFL and NHL in addition to other organizations including the United States Tennis Association (USTA), PGA and LPGA tour, and Team USA for both the Summer and Winter Olympics. He is also a consultant with several local teams including the Los Angeles Lakers, Los Angeles Rams, Los Angeles Dodgers, Los Angeles Kings, Anaheim Ducks, Los Angeles Sparks and the Loyola Marymount University Athletic Department. He is currently the Head Team Physician for the LA Clippers NBA team.

Upon earning his medical doctorate within his home state at the University of Alabama, Dr. Yoon completed his residency at the NYU Medical Center and Hospital for Joint Disease, where he was named Chief Resident. He followed his residency with a subspecialty fellowship and board certification in Pain Medicine at the UCLA Medical Center.

Dr. Yoon is a member of the Major League Baseball Team Physicians Association (MLBTPA), the National Basketball Association Physicians Association (NBAPA), American Orthopedic Society for Sports Medicine (AOSSM) and American Academy of Physical Medicine and Rehabilitation (AAPMR).



## CARLOS UQUILLAS, M.D.

TEAM ORTHOPEDIC  
PHYSICIAN

Carlos Uquillas, M.D. who joined the Angels in 2020, is an orthopedic surgeon out of the Kerlan-Jobe Clinic specializing in Adult and Pediatric Sports Medicine. He specializes in injuries of the knee, shoulder and elbow, joint preservation surgery and fracture care. He uses advanced arthroscopic and open surgical techniques for sports-related injuries of the shoulder, elbow, hip and knee. He is an expert among his peers in musculoskeletal injuries in children as it relates to the knee, hip, elbow and shoulder as well as the surgical and nonsurgical treatment options for these conditions. Dr. Uquillas has previously served as

team physician and consultant for the Los Angeles Dodgers and Los Angeles Kings.

Dr. Uquillas is a regular contributor to medical research and education, having authored multiple publications, book chapters and lectures. He is a member of the American Academy of Orthopedic Surgeons, American Orthopedic Society for Sports Medicine, Pediatric Research in Sports Medicine Society and the Arthroscopy Associations of North America. He currently teaches residents and fellows on best practices within Sports Medicine.

After graduating Magna Cum Laude and receiving his undergraduate degree in Biochemistry and Molecular Biology from the University of Maryland-Baltimore County, Dr. Uquillas earned his medical degree from Stanford University School of Medicine. He completed a residency in Orthopedic Surgery at New York University Langone Medical Center and Hospital for Joint Diseases, where he received the Eleanor Kauffman Award for Research in Pediatric Orthopedic Surgery. He then completed two fellowships, one in Sports Medicine through the Kerlan Jobe Orthopedic Clinic and another in Pediatric Orthopedic Surgery through the Children's Hospital in Los Angeles.




## GUY GALLAGHER

**DIRECTOR, EQUIPMENT &  
CLUBHOUSE OPERATIONS**

2024 represents Guy Gallagher's fourth year as the Angels Director, Equipment and Clubhouse Operations. Gallagher joined the Halos in 2021 after spending the previous 23 seasons as the Tampa Bay Rays Visiting Clubhouse Manager. He originally joined the Tampa Bay organization in 1996 as a minor league equipment and clubhouse manager.

Gallagher has also served on the clubhouse staffs at eight All-Star Games and for the MLB Japan All-Star Series. He is a three-time winner of the Pete Sheehy Clubhouse Award, given annually to the top home and visiting clubhouse manager, as voted by the MLB Clubhouse Managers Association, earning Visiting Clubhouse Manager of the Year in 2017 and Home Clubhouse Manager of the Year in 2020 & 2021. Before joining the Rays, he spent 12 years with the Florida State University baseball program as a student assistant and equipment and clubhouse manager.

Gallagher is a native of St. James, NY and is married to his wife, Michelle.



## BRETT CRANE

**VISITING CLUBHOUSE  
MANAGER**

Brett Crane enters his 24th season in the Angels organization and fifth as Visiting Clubhouse Manager where he oversees clubhouse accommodations for opponents at Angel Stadium.

Prior to his promotion in 2020, Crane spent the previous seven seasons (2013-19) as the Club's Manager of Arizona Operations and Minor League Equipment. In that role, he oversaw the day to day operations of the Club's Tempe facility. He joined the Tempe staff following a five-year stint (2008-12) working in various capacities with the organization's Single-A affiliate in Orem, UT, including two seasons (2011-12) as the General Manager. During the 2006 and 2007 seasons, Crane would oversee the visiting clubhouse for Triple-A Salt Lake. He initially joined the Angels organization in 2001 and worked for the former Provo Angels and Orem Owlz in different roles up through the 2005 campaign.

A Springville, Utah native, Crane and his wife, Kami, have one son, Bennett and reside in Chandler, Arizona.



## SHANE DEMMITT

**UMPIRES ATTENDANT**

Shane Demmitt began a career in baseball working in stadium operations for the Toronto Blue Jays Class-A affiliate in the South Atlantic League in 1995. He then joined stadium operations at Tempe Diablo Stadium (AZ) in 1997 and the Angels Major League Club as a Clubhouse Attendant in 2004. Demmitt served as the Assistant Equipment Manager from 2010-23 before taking over the Umpires Room prior to the 2024 campaign.

A native of Maryland, he has a Bachelor of Science degree in sports management from West Virginia University and a Juris Doctor degree from Loyola Law School. In February 2012, Demmitt was a contestant on MLB Network's game show *Baseball IQ* and ultimately won the competition, raising \$45,000 in prize money for the Angels Baseball Foundation. He resides in Irvine, CA and has been a member of the California State Bar since 2002.



# FRONT OFFICE

## 2024 LOS ANGELES ANGELS



**JACK ABRAMS**  
Purchasing Assistant



**LILLEA ACASIO**  
Scholarship Programs  
Manager



**ABBI ADAMS**  
Manager,  
Client Services



**RUTH AGUILERA**  
Manager,  
Risk Management



**ROSIE ALVAREZ**  
Accounts Payable  
Specialist




**JOSE ANDRADE**  
Security Host



**DANIEL ANGULO**  
Painter




**ZAC APPLGATE**  
Engineer



**LUIS BARRANCO**  
Assistant,  
Player Development



**SUE BASSETT**  
Controller



**LINCOLN BATH**  
Purchasing Assistant



**NATHAN BAUTISTA**  
Director, Ballpark Ops  
and Development



**PEGGY BERROA-MORALES**  
Scholarship Programs &  
Community Coordinator



**MATT BIRCH**  
Senior Manager,  
Communications



**SHEILA BRAZELTON**  
Senior Manager,  
Ticket Operations



**ZACH BYRNE**  
Payroll Administrator



**LIZETTE CABRERA**  
Manager,  
Video Productions



**ADAM CALI**  
Manager, Foundation and  
Community Initiatives



**CARLOS CAMPOS**  
Director, Stadium  
Security Operations



**JOSEPH CARRILLO**  
Client Services  
Representative




**MAYRA CASTRO**  
Director,  
Human Resources



**AL CASTRO**  
Senior Director,  
Information Services



**ALEX CERVANTES**  
Skilled Craftsman



**TRAVIS CHAPMAN**  
Field/Ground  
Supervisor



**JOE CHERNAIK**  
Analyst, Baseball  
Operations



**ADAM CHODZKO**  
Senior Director,  
Communications



**JONATHAN CHODZKO**  
Account Executive,  
Corporate Partnerships



**ALEX CULTICE**  
Major League Run  
Prevention Coordinator



**KIRA CZYRKALIS**  
Account Manager,  
Partnership Services



**DENNIS DE JESUS**  
Desktop Support Analyst



**PEDRO DEL CASTILLO**  
Manager, Stadium  
Facilities



**TOM DETEMPLE**  
Senior Director, Ticket  
Operations and Services



**AARON DRAGOMIR**  
Director, Business  
Development, Premium  
Sales and Services



**COLE DRAGON**  
Production  
Manager



**RYAN DUNDEE**  
Manager,  
Major League Video



**JEREMY EPLEY**  
Senior Premium Sales  
Account Executive

# FRONT OFFICE

## 2024 LOS ANGELES ANGELS



**RILEY ERSEK**

Marketing and Promotions Coordinator



**RICH ESTEBAN**

Senior Graphic Designer



**JJ EVANS**

Senior Manager, Business Analytics



**NEIL FARISS**

Director, Network Infrastructure



**TONY FERREIRA**

Assistant Director, Player Development



**JARED FLORIN**

Account Executive, Corporate Partnerships



**MELISSA FOMBONA**

Account Executive, Group Sales



**KEEGAN FORBES**

Account Executive, Group Sales



**MIRANDA FRIEHT**

Account Executive, Group Sales



**VANESSA GILLES**

Account Manager, Partnership Services



**EDDIE GOMEZ**

Manager, Premium Sales



**JIM GREER**

Home Clubhouse Supervisor



**PHIL GURULE**

Manager, Group Sales



**CHET GUTWEIN**

Senior Analyst, Research and Development



**GREGORY HALL**

Broadcast and Advertising Coordinator



**BRETT HALSTEAD**

Manager, Special Events



**NIKKI HARDLSON**

Graphic Designer



**JAMES HASKINS**

Security Host



**BILL HEZEL**

Pitching Integration Strategist



**GLANCY HOLLIGAN**

Ticket Services Representative



**JARED HUGHES**

Coordinator, Pitching Analysis



**ROBERT IGLESIAS**

Custodial Supervisor



**EDUARDO INARRA**

Account Manager, Business Development



**MEREDITH JARVIS**

Social Media Coordinator



**JB JASO**

Security Assistant Manager



**JENNIFER JEANBLANC**

Financial Operations Manager



**MATTHEW JOHNSON**

Analyst, Research and Development



**JULISSA JULIO**

Human Resources Assistant



**AYNSHLEE KOONTZ**

Account Manager, Business Development



**BOBBY KOWAN**

Senior Director, Partnership Services



**JOSH KROWIORZ**

Senior Developer, Baseball Systems



**GREG LAESCH**

Assistant Groundskeeper



**LAURYN LARZO**

Client Services Representative



**JON LEACHMAN**

Account Manager, Business Development



**DANNY LECLAIRE**

Graphic Designer



**JEFF LEUENBERGER**

Manager, Business Development

# FRONT OFFICE

## 2024 LOS ANGELES ANGELS



**MATT LEWIS**  
Account Executive,  
Group Sales



**JENNIFER LIZZARAGO**  
Scheduling Manager



**BARNEY LOPAS**  
Field/Ground  
Maintenance Manager



**GENARO LUNA**  
Wardrobe Supervisor



**ROBERT MACCHIAVELLO**  
Electrician



**MARK MACIAS**  
Security Manager



**REYNA MANCILLA**  
Human Resources  
Generalist



**AUSTIN MARCHESANI**  
Analyst, Baseball  
Operations



**DAVIN MASKE**  
Director, Entertainment  
& Production



**MALLORY MATHIS**  
Coordinator,  
Special Events



**TUCKER MCGARRITY**  
Account Manager,  
Business Development



**KYLIE MCMANUS**  
Accountant



**GRACE MCNAMEE**  
Communications  
Manager



**RYAN MENDOZA**  
Equipment  
Mechanic




**CARMEN MISPAHEL**  
Supervisor,  
Facility Services



**ANDIE MITSUDA**  
Senior Manager,  
Partnership Services



**MICHELLE MIYAMOTO**  
Ticket Sales Office  
Coordinator



**CONNOR MOFFATT**  
Assistant Director,  
Research Development



**CASSIE MOORE**  
Entertainment Producer  
and Cinematographer



**MIKE MORAN**  
Account Executive,  
Group Sales



**MATT MORELLO**  
Account Executive,  
Business Development



**MARY MYERS**  
Account Executive,  
Group Sales



**RAY NELLS**  
Custodial Supervisor



**DAVID NEUMANN**  
Senior Manager,  
Ticket Sales



**TYLER OGAWA**  
Authentication and  
Fulfillment Supervisor



**BLAINE OHGASHI**  
Team Photographer



**MANDY ORTIZ**  
Marketing and  
Entertainment Manager



**JOSE PADILLA**  
Senior Manager,  
Facilities



**JIM PANETTA**  
Senior Director,  
Ticket Sales and Services



**MARCO PERALTA**  
Communications  
Representative



**SUZANNE PETERS**  
Purchasing Manager




**AN PHAM**  
Manager,  
Special Events



**MARK PILLA**  
Senior Director,  
Finance



**DANTE POLESSELLI**  
Baseball Systems  
Developer



**DREW PLANT**  
Coordinator,  
Amateur Scouting



**NICOLE PROVANSAL**  
Director, Corporate and  
Community Partnerships



# FRONT OFFICE

## 2024 LOS ANGELES ANGELS



**MITCH QUESADA**  
Premium Sales  
Experience Manager



**BRETT RALLS**  
Assistant Equipment  
Manager



**CHEYENNE RETA**  
Client Services  
Representative




**ARMANDO REYNA**  
Manager,  
Ticketing Operations



**BRIANNA ROACH**  
Account Manager,  
Partnership Services



**ANGEL RODRIGUEZ**  
Senior Group Sales  
Specialist




**CAM ROGERS**  
Analyst, Research and  
Development



**MIKO ROJAS**  
Account Executive,  
Business Development



**BOB ROSS**  
Lead HVAC  
Electrician



**JAKE SAUBERMAN**  
Coordinator,  
Baseball Analysis



**LORELEI SCHLITZ**  
Payroll Manager



**CECILIA SCHNEIDER**  
Senior Manager,  
Benefits



**JOSH SCHNOOR**  
Technical Services  
Manager



**NOAH SCOTT**  
Communications  
Representative



**PATRICK SEMINTORE**  
Baseball Systems  
Developer



**JAMES SHEU**  
Senior Network  
Engineer



**ISABEL SILVA**  
Business Application  
Support Specialist



**SAMMIE SOSA**  
Client Services  
Representative



**CHARLES ST. CLAIR**  
Coordinator,  
Pro Scouting



**HANNAH STANGE**  
Senior Manager,  
Digital Communications



**CONNOR STEER**  
Client Services  
Representative



**SHANELLE STEPHENS**  
Manager,  
Event and Facility Ops



**FRANK STEWART**  
Skilled Craftsman



**TOMMY STROPKY**  
Security Host



**TONY SURUOR**  
Lead HVAC Technician



**SARAH TALAMONTE**  
Accountant



**TOM TAYLOR**  
Traveling Secretary



**SALOMON TELLEZ**  
Painter



**ALEX TINYO**  
Senior Director, Brand  
and Product Marketing



**JACQUELINE URBANUS**  
Manager, Ballpark Ops  
and Guest Services



**ERIC URSUA**  
Senior Director,  
Facility Services and  
Hospitality



**NICK USOFF**  
Lead Front End  
Developer, Baseball  
Systems



**NICHOLAS VAN PATTEN**  
Account Executive,  
Group Sales



**RYAN VANCE**  
Director,  
Ticket Marketing and  
Business Analytics



**JOE VARGAS**  
Painter



**LUIS VARGAS**  
Account Executive,  
Group Sales



# FRONT OFFICE 2024 LOS ANGELES ANGELS



**MARCUS VEGA**  
Coordinator,  
Community Relations




**COURTNEY WALLACE**  
Director, Special Events




**MARGIE WALSH**  
Receptionist



**CLARE WEHAN**  
Account Executive,  
Group Sales



**LUCAS WIESSNER**  
Account Executive,  
Group Sales



**MAX WERNER**  
Baseball Systems  
Developer



**JENNIFER WHYNTT**  
Assistant Controller



**AARON WIEDEMAN**  
Assistant Clubhouse  
Manager



**CHRISTOPHER WITTEN**  
Electrician



**NICOLE YAMASAKI**  
Applications Integration  
Manager



**CHRIS YOUNG**  
Premium Sales Account  
Manager



**RICARDO ZAPATA**  
Manager, Digital  
Communications



**ANDREW ZENNER**  
Coordinator, Baseball  
Operations



**DREW ZINSLER**  
Senior Corporate  
Account Executive

## NOT PICTURED

**RAY MANUKAY**  
Ticket Services  
Representative

**JONATHAN MARTIN**  
Skilled Craftsman

**TOMOKO SASAKI**  
Ticket Service  
Representative

**ERIC RODRIGUEZ**  
Skilled Craftsman

## ABOUT THE RALLY MONKEY

**BORN:** June 6th, 2000

**GAME VS:** San Francisco Giants

**ORIGIN:** With the Angels trailing 3-0 in the sixth inning of a game against the San Francisco Giants (June 6, 2000), the Angels' game presentation staff spontaneously created the Rally Monkey phenomenon. Here's how: The entertainment staff members had a video clip of a monkey jumping up and down in their stock footage and, on the spur of the moment, decided to put the words "Rally Monkey" over the clip and show it on the Jumbotron. After showing the clip, the Angels rallied for a run, so the clip was shown again when the Angels were up in the seventh and eighth innings. In the ninth inning, with the Giants ahead, 5-4, the Giants brought in their closer Robb Nen. The Rally Monkey clip was repeated several more times in the ninth and the Angels rallied to beat the Giants, 6-5.

**RULES:** Rally Monkey etiquette requires that the video is only displayed in the sixth-inning-or-later with the game tied or the Angels behind.



## SCOUTING STAFF



**JEAN CARLOS ALVAREZ**



**CESAR BAEZ**



**JASON BAKER**



**JARED BARNES**



**MATT BISHOFF**



**DERECK BLANGO**



**RUSBELL CABRERA**



**JOEL CHICARELLI**



**JESUS COLINA**



**BRIAN CRUZ**



**DREW DOMINGUEZ**



**MELVIN DORTA**



**JAYSON DUROCHER**



**KEVIN ELLIS**



**ABE FLORES**



**DOMINGO GARCIA**



**JONATHAN GENAO**



**ENDER GONZALEZ**



**RAUL GONZALEZ**



**NICK GORNEAULT**



**KJ HENDRICKS**



**BO HUGHES**



**BILLY LIPARI**



**VICENTE LUPO**



**CHRIS MCALPIN**



**BRANDON MCARTHUR**



**GRACE MERCEDES**



**JIM MILLER**



**DENNIS MOELLER**



**JEAN CARLOS MONTALVO**



**JOEL MURRIE**



**RUBYLIN NICASIA**



**LUIS RAFFAN**



**RAFAEL REYES**



**SCOTT RICHARDSON**



**TAISUKE SATO**



**JEREMY SCHIED**



**ANDREW SCHMIDT**



**MATT SWANSON**



**FRANK TEJADA**



**MARLON URDANETA**



**COSME VALLE**



**ROSS VECCHIO**



**BOBBY WILLIAMS**



**RIC WILSON**



**STEFFAN WILSON**



**DOUG WITT**

**AMATEUR SCOUTING STAFF**

**DOMESTIC SCOUTING STAFF**

- TIM MCILVAINE – DIRECTOR, AMATEUR SCOUTING
- JEREMY SCHIED – ASST. DIRECTOR, AMATEUR SCOUTING
- DREW PLANT – COORDINATOR, AMATEUR SCOUTING
- MATT SWANSON – SENIOR ADVISOR, SCOUTING & PLAYER PERSONNEL
- RIC WILSON – SPECIAL ASSIGNMENT SCOUT

**National Crosscheckers**

Steffan Wilson

**Regional Supervisors**

Jason Baker, Jayson Durocher, Nick Gorneault, Brandon McArthur, Scott Richardson, Doug Witt

**Area Scouts**

Drew Dominguez, Kevin Ellis, Abe Flores, KJ Hendricks, Bo Hughes, Billy Lipari, Chris McAlpin, Dennis Moeller, Joel Murrie, Luis Raffan, Ross Vecchio

**INTERNATIONAL SCOUTING STAFF**

- BRIAN PARKER – SENIOR DIRECTOR, INTERNATIONAL SCOUTING
- BRIAN CRUZ – ASST. DIRECTOR, INTERNATIONAL SCOUTING
- TAISUKE SATO – INTERNATIONAL AND PACIFIC RIM SCOUTING COORDINATOR
- GRACE MERCEDES – DOMINICAN REPUBLIC, SCOUTING ADMINISTRATOR

**International Crosscheckers/Supervisors**

Jean Carlos Alvarez, Marlon Urdaneta . . . . . Latin America Crosschecker  
 Matt Bishoff . . . . . Amateur & International Crosschecker  
 Rusbell Cabrera . . . . . Dominican Republic Scouting Coordinator

**International Scouts**

Cesar Baez, Domingo Garcia, Jonathan Genao,  
 Jean Carlos Montalvo, Frank Tejada . . . . . Dominican Republic  
 Cosme Valle . . . . . Mexico  
 Raul Gonzalez. . . . . Panama  
 Dereck Blanco, Joel Chicarelli, Melvin Dorta, Ender Gonzalez, Vicente Lupo . . . . . Venezuela  
 Rubilyn Nicasia . . . . . Curacao  
 Rafael Reyes . . . . . Video Scout, Dominican Republic  
 Jesus Colina . . . . . Video Scout, Venezuela

**PROFESSIONAL SCOUTING STAFF**

- DEREK WATSON – DIRECTOR, PRO SCOUTING
- RIC WILSON – SPECIAL ASSIGNMENT SCOUT
- CHARLES ST. CLAIR – COORDINATOR, PRO SCOUTING

**Professional Scouts**

Jared Barnes . . . . . Glen Allen, VA  
 Jim Miller . . . . . Valrico, FL  
 Andrew Schmidt . . . . . Los Angeles, CA  
 Bobby Williams . . . . . Sarasota, FL

**Residence**





UNDER THE HALO



# Bally SPORTS

Bally Sports West enters its 33rd year as the telecast partner with the Los Angeles Angels and will produce at least 150 games during the 2024 regular season.

“Angels Live” returns to provide unmatched access to the Angels. Featuring a 30-minute pre-game and full post-game coverage, “Angels Live” is a true extension of the game that keeps Angels fans entertained and informed.

In addition to the Los Angeles Angels game telecasts on Bally Sports West, “Angels Weekly” delivers unique stories, exclusive interviews and behind the scenes footage, providing fans with unmatched coverage of the Halos. The half-hour show airs biweekly on Bally Sports West throughout the season.

Together, Bally Sports West and Bally Sports SoCal present more live, local sports programming than any other network or broadcast system in Southern California, Nevada and Hawaii. For complete regional sports news, telecast schedules, original features and more, visit [www.ballysportswest.com](http://www.ballysportswest.com).

## ALL-TIME ANGELS TELEVISION BROADCASTERS

1961 - Don Wells, Bob Kelley, Steve Bailey (KTLA)	1993 - Ken Wilson, Ken Brett (KTLA)	2010 - Victor Rojas, Mark Gubicza (Fox Sports West and KCOP)
1962 - Buddy Blattner, Don Wells, Steve Bailey (KTLA)	1994 - Ken Wilson, Ken Brett (KTLA & Prime Ticket)	2011 - Victor Rojas, Mark Gubicza (Fox Sports West and KCOP)
1963 - Buddy Blattner, Don Wells (KTLA)	1995 - Ken Wilson, Ken Brett (KTLA & Prime Sports)	2012 - Victor Rojas, Mark Gubicza (Fox Sports West and Prime Ticket)
1964 - Buddy Blattner, Don Wells (KTLA)	1996 - Steve Physioc, Jerry Reuss, Sparky Anderson (KCAL and Fox Sports West)	2013 - Victor Rojas, Mark Gubicza (Fox Sports West)
1965 - Buddy Blattner, Don Wells (KTLA)	1997 - Steve Physioc, Jerry Reuss, Sparky Anderson (KCAL & Fox Sports West)	2014 - Victor Rojas, Mark Gubicza (Fox Sports West)
1966 - Buddy Blattner, Don Wells (KTLA)	1998 - Steve Physioc, Jerry Reuss, Sparky Anderson (KCAL & Fox Sports West)	2015 - Victor Rojas, Mark Gubicza (Fox Sports West)
1967 - Buddy Blattner, Don Wells (KTLA)	1999 - Steve Physioc, Rex Hudler (KCAL & Fox Sports West)	2016 - Victor Rojas, Mark Gubicza (Fox Sports West)
1968 - Buddy Blattner, Don Wells (KTLA)	2000 - Steve Physioc, Rex Hudler (KCAL & Fox Sports West)	2017 - Victor Rojas, Mark Gubicza (Fox Sports West)
1969 - Dick Enberg, Don Wells (KTLA)	2001 - Steve Physioc, Rex Hudler (KCAL & Fox Sports Net)	2018 - Victor Rojas, Mark Gubicza (Fox Sports West)
1970 - Dick Enberg, Don Wells (KTLA)	2002 - Steve Physioc, Rex Hudler (KCAL & Fox Sports Net)	2019 - Victor Rojas, Mark Gubicza (Fox Sports West)
1971 - Dick Enberg, Don Wells (KTLA)	2003 - Steve Physioc, Rex Hudler (KCAL & Fox Sports Net)	2020 - Victor Rojas, Mark Gubicza (Fox Sports West)
1972 - Dick Enberg, Don Wells (KTLA)	2004 - Steve Physioc, Rex Hudler (KCAL & Fox Sports Net)	2021 - Matt Vasgersian, Mark Gubicza, Daron Sutton, José Mota (Bally Sports West)
1973 - Dick Enberg, Don Drysdale (KTLA)	2005 - Steve Physioc, Rex Hudler (KCAL & Fox Sports Net)	2022 - Matt Vasgersian, Mark Gubicza, Patrick O'Neal (Bally Sports West)
1974 - Dick Enberg, Don Drysdale (KTLA)	2006 - Steve Physioc, Rex Hudler, Jose Mota (Fox Sports Net)	2023 - Wayne Randazzo, Mark Gubicza, Matt Vasgersian, Patrick O'Neal (Bally Sports West)
1975 - Dick Enberg, Don Drysdale (KTLA)	2007 - Steve Physioc, Rex Hudler, Jose Mota, Mark Gubicza (Fox Sports Net & KCOP)	2024 - Wayne Randazzo, Mark Gubicza, Matt Vasgersian, Patrick O'Neal (Bally Sports West)
1976 - Dick Enberg, Don Drysdale (KTLA)	2008 - Steve Physioc, Rex Hudler, Rory Markas, Mark Gubicza (Fox Sports Net & KCOP)	
1977 - Dick Enberg, Don Drysdale, Al Wisk (KTLA)	2009 - Steve Physioc, Rex Hudler, Rory Markas, Mark Gubicza (Fox Sports West & KCOP)	
1978 - Dick Enberg, Don Drysdale, Al Wisk (KTLA)		
1979 - Don Drysdale, Al Wisk, Ron Fairly (KTLA)		
1980 - Don Drysdale, Ron Fairly (KTLA)		
1981 - Don Drysdale, Ron Fairly (KTLA)		
1982 - Bob Starr, Ron Fairly (KTLA)		
1983 - Bob Starr, Ron Fairly (KTLA)		
1984 - Bob Starr, Ron Fairly, Allan L. Collin (KTLA)		
1985 - Bob Starr, Joe Torre, Dick Enberg (KTLA)		
1986 - Bob Starr, Joe Torre (KTLA)		
1987 - Bob Starr, Joe Torre (KTLA)		
1988 - Bob Starr, Joe Torre (KTLA)		
1989 - Bob Starr, Joe Torre (KTLA)		
1990 - Joe Torre, Reggie Jackson, Joe Garagiola, Paul Olden (KTLA)		
1991 - Ken Wilson, Ken Brett (KTLA)		
1992 - Ken Wilson, Ken Brett (KTLA)		

AM830 KLAA enters its 17th year as the English language radio flagship station of the Los Angeles Angels. The broadcast team of Terry Smith and Mark Langston will return for their 12th full season in the Angels radio booth. 2024 marks Smith's 23rd season with the club and the 13th for Langston as a broadcaster. AM830 is owned by Angels owner Arte Moreno.



In addition to all Spring Training, regular season and postseason broadcasts, AM830 airs the *Angels Pregame Show* and *Angels Recap with Trent Rush* after every game broadcast. AM830 is home to *The SportsLodge with Roger Lodge*, as well as *#Greeny, Carlin vs. Joe*, and *Freddie and Harry* from ESPN Radio.

AM830 is also the Southern California home for the Las Vegas Raiders, UC Irvine Men's Basketball and many other live professional and college football, basketball and hockey games, plus breaking Angels news and many other interesting hours of local and network programming.

This season, AM830 will also produce a Spanish-language broadcast of Angels games, which will air on the AM830 App, in addition to over-the-air broadcasts on KWKW/KTMZ.

### ALL-TIME ANGELS RADIO BROADCASTERS ENGLISH FLAGSHIP

1961 - Don Wells, Bob Kelley, Steve Bailey (KMPC)	1979 - Don Drysdale, Al Wisk (KMPC)	2000 - Mario Impemba, Daron Sutton (KLAC)	2017 - Terry Smith, Mark Langston (AM 830 KLAA)
1962 - Don Wells, Steve Bailey, Buddy Blattner (KMPC)	1980 - Bob Starr, Steve Shannon (KMPC)	2001 - Mario Impemba, Daron Sutton (KLAC)	2018 - Terry Smith, Mark Langston (AM 830 KLAA)
1963 - Don Wells, Buddy Blattner (KMPC)	1981 - Bob Starr, Don Drysdale, Ron Fairly (KMPC)	2002 - Rory Markas, Terry Smith (KLAC)	2019 - Terry Smith, Mark Langston (AM 830 KLAA)
1964 - Don Wells, Buddy Blattner (KMPC)	1982 - Bob Starr, Ron Fairly (KMPC)	2003 - Rory Markas, Terry Smith (ESPN Radio)	2020 - Terry Smith, Mark Langston (AM 830 KLAA)
1965 - Don Wells, Buddy Blattner (KMPC)	1983 - Bob Starr, Al Conin, Ron Fairly (KMPC)	2004 - Rory Markas, Terry Smith (ESPN Radio)	2021 - Terry Smith, Mark Langston (AM 830 KLAA)
1966 - Don Wells, Buddy Blattner (KMPC)	1984 - Bob Starr, Al Conin, Ron Fairly (KMPC)	2005 - Rory Markas, Terry Smith (ESPN Radio)	2022 - Terry Smith, Mark Langston (AM 830 KLAA)
1967 - Don Wells, Buddy Blattner (KMPC)	1985 - Dick Enberg, Al Conin, Ron Fairly (KMPC)	2006 - Rory Markas, Terry Smith (ESPN Radio)	2023 - Terry Smith, Mark Langston (AM830 KLAA)
1968 - Don Wells, Buddy Blattner (KMPC)	1986 - Al Conin, Ron Fairly (KMPC)	2007 - Rory Markas, Terry Smith (ESPN Radio)	2024 - Terry Smith, Mark Langston (AM830 KLAA)
1969 - Dick Enberg, Don Wells (KMPC)	1987 - Al Conin, Ken Brett (KMPC)	2008 - Rory Markas, Terry Smith, Steve Physioc, Rex Hudler (AM 830 KLAA)	
1970 - Dick Enberg, Don Wells, Dave Niehaus (KMPC)	1988 - Al Conin, Ken Brett (KMPC)	2009 - Rory Markas, Terry Smith, Steve Physioc, Rex Hudler (AM 830 KLAA)	
1971 - Dick Enberg, Don Wells, Dave Niehaus (KMPC)	1989 - Al Conin, Ken Brett (KMPC)	2010 - Terry Smith, Jose Mota (AM 830 KLAA)	
1972 - Dick Enberg, Don Wells, Dave Niehaus (KMPC)	1990 - Al Conin, Ken Brett (KMPC)	2011 - Terry Smith, Jose Mota (AM 830 KLAA)	
1973 - Dick Enberg, Don Drysdale, Dave Niehaus (KMPC)	1991 - Al Conin, Bob Jamison, Paul Olden (KMPC)	2012 - Terry Smith, Jose Mota (AM 830 KLAA)	
1974 - Dick Enberg, Don Drysdale, Dave Niehaus (KMPC)	1992 - Al Conin, Bob Jamison, Paul Olden (KMPC)	2013 - Terry Smith, Mark Langston (AM 830 KLAA)	
1975 - Dick Enberg, Don Drysdale, Dave Niehaus (KMPC)	1993 - Bob Starr, Billy Sample (KMPC)	2014 - Terry Smith, Mark Langston (AM 830 KLAA)	
1976 - Dick Enberg, Don Drysdale, Dave Niehaus (KMPC)	1994 - Bob Starr, Billy Sample (KMPC)	2015 - Terry Smith, Mark Langston (AM 830 KLAA)	
1977 - Dick Enberg, Don Drysdale, Al Wisk (KMPC)	1995 - Bob Starr, Mario Impemba (KMPC)	2016 - Terry Smith, Mark Langston (AM 830 KLAA)	
1978 - Dick Enberg, Don Drysdale, Al Wisk (KMPC)	1996 - Bob Starr, Mario Impemba (KMPC)		
	1997 - Bob Starr, Mario Impemba (KTZN)		
	1998 - Mario Impemba, Brian Barnhart (KRLA)		
	1999 - Mario Impemba, Brian Barnhart (KLAC)		

KWKW (1330 AM) is in its 17th year as the Spanish-language play-by-play home of the Los Angeles Angels. Marco Peralta makes his broadcasting debut in 2024, calling the action in Spanish.

In 1941, at the beginning of World War II, the Federal Communications Commission awarded KWKW its license to broadcast and inform the Hispanic population of Los Angeles the news about the war. This took place from the basement of a hotel on Colorado Street in Pasadena. At a later date KWKW moved to 800 Sierra Madre Villa in Pasadena, where many of today's famous announcers began their careers in Spanish radio.

In 1962 Lotus Communications Corporation bought KWKW. Since that time Howard Kalmenson, owner and founder of Lotus Communications, has been able to acquire 24 radio stations which broadcast in English and Spanish as well as Lotus Hispanic Reps, a National Rep firm with offices across the country. All this was possible because of KWKW.

In January 1989, when KWKW switched from 1300 to 1330 on the AM dial, the broadcast coverage area more than doubled. KWKW is one of the leading Spanish language radio stations in the United States. An excellent signal, popular personalities, outstanding news, sports and in-depth public service and community involvement guarantee KWKW's long-term success in the dominant Mexican and Latino communities of Los Angeles.





## WAYNE RANDAZZO

TELEVISION PLAY BY PLAY

Wayne Randazzo returns to the Angels broadcast team for his second season after joining prior to the 2023 season. In addition to his role in the television booth as a play-by-play voice with the Angels, he will continue his duties with Apple TV+ serving as a play-by-play voice for Friday Night Baseball.

Randazzo spent four seasons (2019-2022) as a play-by-play announcer for the New York Mets on WCBS Radio alongside Howie Rose. He also called Mets games on Sportsnet New York and spent four seasons (2015-2018) as the pre- and post-game host on the Mets Radio Network.

Randazzo came to New York from Chicago where he worked at CBS Radio with WSCR-AM and WBBM-AM as an anchor and talk show host while also hosting pre- and post-game shows for the Chicago White Sox. He also served as a play-by-play announcer for various sporting events on ESPN, FS1, Big Ten Network, MLB Network, and broadcasts the NFL on Sports USA Radio and MLB on Fox.

A Chicago, Illinois native, Randazzo began his broadcasting career at Arizona State University then transferred to North Central College in Naperville, where he called a variety of events for WONC – the student radio station – until he graduated in 2007. He went on to work for four seasons (2008-2011) as the lead play-by-play voice for the Mobile BayBears, the Double-A affiliate of the Arizona Diamondbacks, and three campaigns (2012-2014) for the Kane County Cougars, then-Single A affiliate of the Kansas City Royals and Chicago Cubs.



## MATT VASGERSIAN

TELEVISION PLAY BY PLAY

Matt Vasgersian returns to the television booth as a play-by-play voice of the Angels for 2024. In addition to the Angels broadcasts, Matt maintains a national profile with MLB Network, including play-by-play in the postseason.

The veteran broadcaster has called various regular season and playoff baseball telecasts for Fox Sports, including the Saturday “Game of the Week” from 2014-17 and was the play-by-play caller of ESPN’s Sunday Night Baseball for four seasons.

He was the voice of the San Diego Padres for seven seasons, and prior to that held the same role with the Milwaukee Brewers for five seasons. Matt called baseball and softball, among other events, for NBC Sports during the 2004 Summer Olympics, his first of five Summer/Winter Olympic assignments with NBC.

In addition to his play-by-play career, Vasgersian is widely known for his 16-year run as the voice of the MLB: The Show video games from 2006-2021.

Vasgersian was the first host hired with the launch of the MLB Network in 2009. His continuing position with MLB includes various programming such as “Hot Stove” and “MLB Tonight,” roles for which in 2015 he was nominated for a National Sports Emmy.

Between 2005-2008, Vasgersian handled weekly NFL play-by-play with Fox Sports, and called College Football with their BCS Bowl Package for three seasons. Close to home, Matt served as lead play-by-play announcer with NBC’s coverage of the XFL in 2001, and was micside for USC Basketball on Fox Sports West between 2004-06.

Vasgersian began his baseball broadcasting career with the Huntington Cubs in the Appalachian League in 1991, before moving up to the Adv.-A High Desert Mavericks (San Diego), El Paso Diablos (Milwaukee), Syracuse Chiefs (Toronto) and Triple-A Tucson Toros (Houston).

A California native, Vasgersian is a graduate of the University of Southern California and was an actor in his childhood, appearing on several television shows and films. Vasgersian and his wife, Kimberly, reside in New Jersey with their three children.





## MARK GUBICZA

TELEVISION COLOR ANALYST

Former Major League Baseball veteran Mark Gubicza is entering his 23rd year with Bally Sports West. This season will mark his 18th year of providing color commentary for Angels broadcasts. Gubicza will also continue as an analyst for the Angels' pre- and post-game shows, "Angels Live", which he has done for the past 19 seasons.

Gubicza previously co-hosted the FS Baseball Report, which aired nationally on Fox Sports, previewing future matchups and breaking down current standings in the league. In 2004, Gubicza provided analysis for Minnesota Twins games from Los Angeles. He made his first television appearance as an analyst for FSN in April 2000 on Baseball Today and the National Sports Report. He also hosted the Southern California Baseball Report on AM570 for three years.

In his professional baseball career, Gubicza spent 14 seasons in the Major Leagues. Drafted in 1981, he spent 13 seasons with the Kansas City Royals, becoming a World Series Champion in 1985 and 20-game winner in 1988. In both 1988 and 1989, he was named to the AL All-Star team. He finished his career with the Angels in 1997. To honor his many accomplishments on the field, he was named to the Kansas City Royals Hall of Fame as well as the Pennsylvania Hall of Fame in 2006. He was also named to the Missouri Sports Hall of Fame, class of 2010. Gubicza received the 2022 Southern California Sports Broadcaster Award for most outstanding TV Analyst.

Gubicza and his wife, Lisa, live in Chatsworth, Calif. and have three children, Nicolette, Chad and Ashley.



## PATRICK O'NEAL

TELEVISION PLAY BY PLAY

Patrick O'Neal returns for his 11th season covering the Angels for Bally Sports West and will rotate as a television play-by-play broadcaster in 2024 while also hosting pre- and postgame shows as he provides fans with in-depth coverage of various Angels game.

O'Neal, a fixture in Southern California sports for over 20 years, expanded his role in the Bally Sports West broadcast booth, calling select games since

2021 alongside Mark Gubicza, which included being on the call for Reid Detmers' no-hitter in 2022.

In addition to his network baseball assignments, O'Neal also covers the Los Angeles Kings for Bally Sports West. He has worked the sidelines for NFL games on FOX and also provided NFL and College Football game breaks in 2013 and 2014.

A Southern California native, O'Neal has been recognized with six LA Area Emmy Award nominations for Outstanding Sports Reporting, taking home wins in 2018 and 2006. In 2018, O'Neal was also named by the SoCal Sports Broadcasters Association as the Top Pre- and Postgame Host, an award he has won five times.

He attended the University of La Verne in Southern California, where he studied communications and journalism. He currently lives in Los Angeles with his wife, Summer, and is the proud father of two daughters, Veronica, and Sophia.



## TERRY SMITH

RADIO PLAY BY PLAY

Terry Smith enters his 23rd season on the Angels flagship radio station and 15th as the Angels lead play-by-play announcer. His 23 seasons in the booth make Smith the longest tenured broadcaster in club history.

Smith joined the Angels in 2002 after serving as the radio voice of the New York Yankees Triple-A affiliate Columbus Clippers for 19 seasons. From 1983-97, Smith also served as Sports Director on WBNS AM in Columbus, Ohio and was simply known as “The Voice” serving as play-by-play announcer for the Ohio State University Football and Basketball Radio Network from 1986-97. Smith was recognized three times by the Ohio Associated Press for his sportscasts and WBNS AM was named the Outstanding Sports Operation in Ohio six times by the Associated Press.

Smith started his baseball broadcasting career in 1978, calling games for the Jacksonville Suns. He later called games for the Memphis Chicks from 1981-82. At Memphis, Smith also worked as the Sports Director on WHBQ AM, anchoring sports on the morning and afternoon drive shows.

The Philadelphia native attended Temple University, where he played club hockey, as well as Jones College in Jacksonville, Fla. which has produced the likes of actors Joe Piscapo and Jay Thomas. In February 2002, Smith made his on-screen debut as a broadcaster in the baseball movie *A Little Inside*, which aired on HBO and Showtime. He assists in Angels Community Relations with appearances and has served as Honorary Chair of the Orange County Learning for Life’s Exploring program. Smith and his wife, Sonia, have one son, Jordan, and a daughter-in-law, Natalia. The Smiths reside in Queen Creek, AZ.



## MARK LANGSTON

RADIO COLOR ANALYST

Mark Langston enters his 12th full season on the Angels broadcast team after joining Terry Smith on the air as an analyst on a part-time basis during the 2012 regular season. During the 2019 season, Langston announced two games for the “MLB Game of the Week Live on YouTube” on July 29th (Angels vs Detroit) and September 10th (Angels vs Cleveland).

Langston pitched 16 seasons at the Major League level, including eight with the Angels. He was originally drafted by Seattle in the 1981 draft and pitched for the Mariners (1984-89) and Montreal Expos (1989) before joining the Angels prior to the 1990 season.

On Apr. 11, 1990 Langston and Mike Witt combined to pitch the eighth no-hitter in Angels history and the first combined no-hitter in club history. He pitched to an 88-74 record with a 3.97 ERA in his eight seasons with the Angels before finishing his career with the San Diego Padres (1998) and Cleveland Indians (1999). A four-time All-Star, Langston also won seven Gold Glove Awards, including five straight from 1991-95 with the Angels.

After retiring, Langston became the head baseball coach at Orange Lutheran High School where he guided the Lancers to a playoff berth in 2002. In Nov. 2018, Langston was inducted into the San Jose Sports Hall of Fame.

A native of San Diego, Langston resides with his wife, Michelle. The couple has two daughters, Katie and Gabi.



# UNDER THE HALO THE NAME, LOGO, AND COLORS

The Los Angeles Angels baseball team was created in 1960 as an expansion franchise, and played their first game in 1961. Named “Angels” for the English translation and nickname (“The City of Angels”) of the city, the club remained in Los Angeles from 1961-65, before moving to Anaheim in 1966. The organization officially became the California Angels in Sept. 1965 to coincide with a uniform change the following season, and has remained in Anaheim since the move in 1966. On Nov. 19, 1996, it was announced that California Angels were renamed the Anaheim Angels during a press conference held at Anaheim Stadium to also announce a uniform change. On Jan. 3, 2005, the team announced its official name to be the Los Angeles Angels of Anaheim. The inclusion of Los Angeles reflects the original expansion name and returns the Angels to Major League Baseball’s American League representative in the Greater Los Angeles territory. The team is now known as the Los Angeles Angels.

On Jan. 9, 2002, the Angels unveiled new official team colors and logos featuring red as the dominant color for the first time in club history. The announcement represented the seventh uniform change in franchise history. The look to the Angels logo and uniforms captures the tradition of Angels baseball and a contemporary “back to basics” flare. The logo features the signature halo surrounding the ‘A,’ while the uniforms are reminiscent of decades past.

The Angels selected red, dark red, navy and silver as their colors. The red and navy that have been the team’s official colors since the inaugural season have been maintained. The official Angels logo consists of the block letter

‘A’ in red, including dark red shading along the outside of the left side, inside the right side and bottom of the cross of the ‘A.’ A silver halo filled with navy circles the top of the ‘A.’ The same navy outlines the ‘A’ as well as the halo.

Both home and road uniforms follow the traditional look of jerseys past. The club wears red belts, red stirrups and red shoes. Helmets are similar in color and logo to the home and road cap. Large numerals in red outlined in blue and silver with the players last name in red outlined in blue will appear on the back of all jerseys. A smaller number in red outlined in blue and silver appears below the script on the front left side of all jerseys.

The Angels home uniforms include a red cap and bill, official club logo and red button. Jersey is button down and white in color, with red piping around neck and arms. Red ANGELS script appears on front, with silver halo circling top of the ‘A.’ Script is outlined in blue and silver. Pants are white with red piping down each leg.

The Angels road uniforms include a red cap and bill, official club logo and red button. Jersey is button down and gray in color, with red piping around neck and sleeves. Red ANGELS appears on front, with silver halo circling top of the ‘A.’ Script is outlined in blue and silver. Pants are gray with red piping down each leg.

The Angels alternate uniform used for home or road games includes a red cap and bill, official club logo and red button. Jersey is button down and red in color, with silver piping around neck and arms. Red ANGELS script will appear on front, with silver halo circling top of ‘A.’ Script is outlined in blue and silver.



HOME UNIFORM



ROAD UNIFORM



ALTERNATE UNIFORM

# UNDER THE HALO

## NIKE MLB CITY CONNECT SERIES AND JERSEY PATCH



On June 11, 2022, the Angels unveiled their Nike MLB City Connect Series Uniform.

Launched in 2021, the Nike MLB City Connect program was created to celebrate the bond between each Club and its city. It explores the personality, values and customs that make each community and their residents unique. Nike and MLB Clubs partnered to design jerseys inspired by their cities to celebrate new baseball traditions and invite more fans into the game of baseball.

The Angels Nike City Connect design blends the Club's iconic red with retro baseball and Southern California beach and surf style.

**Jersey Chest Graphic:** Written in the sand, "Angels" adorns the cream-colored jerseys in lettering inspired by vintage surf brands. As the Club of Mike Trout and Tim Salmon, the end of the Angels "s" is none other than the shape of a "fish tail" end of a surfboard.

**Numbers:** The jersey numbers mirror the bold typeface on the side of local lifeguard towers while the deep blue coloring takes inspiration from the Pacific Ocean. The diamond, which surrounds the number on the front of the jersey, is another tribute to popular surf culture brands.

**Sleeve Patch:** The patch pays tribute to the early railway that connected Southern

California, bringing those from all over to enjoy the coast. Palm fronds peak from behind the "A," a reflection of the familiar foliage throughout the area.

**Stripes:** Two asymmetrical stripes featured on the left sleeve draw inspiration from the sleek and simple design of retro surfboards.

**Cap:** Balancing the sandy cream with fiery red akin to a summer sunset, the two-toned cap from New Era and helmet by Rawlings sports a style commonly seen on skaters who carve by the Southern California shores.

**Jock Tag:** A reminder to keep paddling, the jock tag is a surfboard with fins featuring the iconic Angels logo.

**Socks:** With a vintage-inspired look, the Stance socks make a splash with a wave pattern as the focus.

The Angels City Connect launch video highlights landmarks and the beauty of the Southern California coast while bringing together locals and tourists alike to celebrate the vintage, beach-inspired design.



CITY CONNECT UNIFORM



Prior to the 2023 season, the Angels announced a partnership with Foundation Building Materials (FBM) as their Official Jersey Patch Partner. FBM's logo will be featured on the sleeve of all on-field Angels players, manager and coaches' jerseys. The logo features a lone Cypress Tree, representing something built, established, or grown on a firm foundation, able to withstand the test of time and prevail. The rectangular FBM logo will share the same red and navy colors as the Angels official colors since the team's inaugural season in 1961.





ANGELS BASEBALL  
FOUNDATION

The Angels are proud to support many local charitable organizations and community groups throughout Orange County and the Greater Los Angeles region. Through the combined efforts of the Angels and the Angels Baseball Foundation, the team has been able to impact many people in our community, specifically children, with life-changing opportunities. Among the Angels' notable beneficiaries are the Angels Nike RBI Program, the Boys & Girls Clubs of Greater Anaheim-Cypress, Anaheim Family YMCA, the AVID Program and Southern California Little Leagues.

The Angels have been given the opportunity to serve more than 5,000 organizations, providing them with positive experiences and resources, as well as allowing children to experience the remarkable game of baseball during each regular season. For more information, please visit [www.angels.com/community](http://www.angels.com/community).

### ANGELS BASEBALL FOUNDATION:

The Angels Baseball Foundation was established in 2004 under Arte and Carole Moreno. Together with the Los Angeles Angels, the two organizations have contributed more than \$24 million in value toward local causes. Each year, the Angels Baseball Foundation awards community organizations with grants to benefit the individual needs and to support programs that impact our youths. The Foundation focuses on improving education, healthcare, arts and sciences, as well as community related youth programs and military engagement throughout the region. Below is a glimpse of some of the Club programs supported by ABF:

### Adopt-A-School Sponsored by O.C. Waste and Recycling

In 2024, the Angels will select their 16th class of adopted elementary schools for the Adopt-A-School program. As a part of the Adopt-A-School program, each student receives an Angels gift and each school will be given an allotment of tickets to be used in their school incentive programs. Each year, Angels Baseball Foundation presents each elementary school with a \$2,000 grant towards the education program of their choice. The Angels will host an Art Contest again in 2024 during Black History Month to help students learn more about baseball's history and the Negro Leagues, as well as an Up-Cycle Challenge around Earth Day to encourage kids to take care of the environment.



### Angels 5K & Fun Run presented by Lexus

The Foundation's 14th Annual 5K & Fun Run is scheduled during the summer months of the season. Last year, nearly 4,500 Angels fans participated in the 5K and Fun Run races on the course around Angel Stadium. Participants earn a commemorative shirt and medal to commemorate the occasion while also receiving the opportunity to pick up goodies and resources at the Race Expo. The 2023 event raised over \$150,000 for

the Angels Baseball Foundation. The 14th annual event is scheduled to take place on June 29, 2024 before the Angels host the Detroit Tigers.

# UNDER THE HALO COMMUNITY

## Angels Baseball Foundation Kids Holiday Party

Each year the Angels Baseball Foundation aims to make the holiday season brighter for nearly 450 underprivileged kids and families by hosting a Holiday Party for various non-profit organizations in the Southern California area. During the 2023 event at Angel Stadium, kids were able to walk through a winter wonderland at the stadium, with snow sledding, dinner and games to play. Children in attendance received Angels hats, promotional items, holiday crafts, and at the end of the night, each child received a toy from Santa, along with a pair of pajamas.



## Angels AVID 8th Grade Standout Award

The Angels 8th Grade AVID Scholarship was founded in 2006 by the Angels Baseball Foundation in conjunction with the Orange County Department of Education and non-profit organization Advancement Via Individual Determination (AVID). A total of 103 outstanding students in Orange County have been awarded \$4,000-\$10,000 as a one-time lump-sum college scholarship. Funds are held for the scholars in a trust until they graduate from high school and are accepted into an accredited university. As part of the program, the Angels Baseball Foundation also donates laptops annually to over 60 nominees in Orange County for their exceptional achievements.



## Angels Scholars

Since its inception in 2016, the Angels Baseball Foundation has awarded four-year scholarships to 127 exceptional high school seniors from the Orange County and Los Angeles area. The Angels College Scholarship funds are applied to tuition, room & board, textbooks, and more. Scholars are selected based on merit, leadership, strong academic

performance, financial need, and the desire to achieve a higher education. Funding is awarded for a maximum of four years with the expectation that a bachelor's degree will be obtained during this period. The Angels Baseball Foundation takes the time to assess the individual needs of each student once other scholarships and grants have been applied. The Foundation strives to empower students to overcome adversity and develop skills that allow them to achieve their career and long-term goals.

## Angels Youth Baseball and Softball

Angels Baseball and the Angels Baseball Foundation annually host Angels Youth Clinics that are open to the public in the outfield at Angel Stadium or local park facilities. These events aim to teach the proper fundamentals of the game of baseball and softball, as well as the enjoyment that participating in the game can provide. These include events such as the JR42, Clemente Clinics and Play Ball Weekend to celebrate the work done by these baseball legends.

In addition, through a partnership with Major League Baseball and the Boys and Girls Clubs of America, the Angels Nike RBI League provides a free opportunity for 8-to-18-year-olds to play baseball or softball as they learn important life skills. The Angels Nike RBI League concentrates on fundamentals and teamwork, while stressing the importance of citizenship and academics off the field.



Participants are provided with catcher's gear, bats, balls and helmets. The Angels Nike RBI League athletes also have an opportunity to attend the Angels Nike RBI Clinic, a special baseball and softball clinic in the outfield of Angel Stadium.



## Back-2-School Event

In July 2023, the Angels Baseball Foundation hosted a Back-2-School Event at Angel Stadium. Over 800 children attended the event in which each student received Angels t-shirts, hoodies, new shoes and school supplies. Everyone in attendance had the opportunity to walk on the field and visit the dugout, while also receiving necessary items for the upcoming school year. In addition, each family left with a bag of fresh groceries and produce, courtesy of Second Harvest Food Bank.

## Science of Baseball Showcase, presented by Toyota

In the Fall of 2023, the Angels and Science of Sport hosted 250 local 4th grade students at Angel Stadium for the inaugural Science of Baseball Showcase. Students had the opportunity to learn and participate in different STEM-themed baseball activities throughout the day. Students and teachers also received workbooks and training from the team to continue their lessons in the classroom and at home.



## Making Wishes Come True

The Angels have joined forces with Make-A-Wish Foundation and other wish organizations to help grant the wishes of children with life-threatening medical conditions. Throughout the season, the Angels are pleased to have Wish Kids and their families as guests to enjoy an experience that uses baseball to provide encouragement and joy amidst a difficult journey.

## Going to Bat Against Breast Cancer

The Angels annually join Major League Baseball and Susan G. Komen for the Cure on Mother's Day to raise awareness and funding for the fight against breast cancer. Players, coaches and umpires throughout the league support the cause by wearing pink wristbands and pink ribbons on their uniforms. Many players also choose to play with special pink bats on Mother's Day and the Angels celebrate a breast cancer survivor on the field during the pregame ceremony.

## Father's Day Home Run Challenge

The Angels and Major League Baseball are committed to the fight against prostate cancer. 2024 will mark the 25th year of the Home Run Challenge to raise money for the cure of prostate cancer and will take place near Father's Day weekend with events scheduled at stadiums across the nation.





# UNDER THE HALO COMMUNITY

## Hospital Visits

Throughout the season, Angels players and their significant others make visits to children's hospitals in the community to lift the spirits of the patients and their families. The players and coaches make special appearances to distribute Angels items, sign autographs and spend time with the children and their families.



## Strike Force Visits

The Angels Strike Force is an interactive group that contributes to fan experience at Angels Baseball home games. In addition to their game day presence, members of the Angels Strike Force help with Angels community efforts by making special appearances at various events. Some of these appearances include Angels RBI, Angels Baseball Foundation events, Rally Readers, library visits, hospital visits and Adopt-A-School assemblies.

Furthermore, the Angels work together with numerous community partners including: The Anaheim Family YMCA, Project Access, OC Rescue Mission and more. The Angels Families have also taken an active role in the community throughout the season by contributing their time and efforts toward numerous charitable organizations. Many of the players, wives and significant others organize their own events as well to benefit both the Angels Baseball Foundation and causes personal to them.



## GET INVOLVED WITH THE ANGELS AND THE ANGELS BASEBALL FOUNDATION:

### Personalized Bricks

Imagine walking up to one of the most beautiful ballparks in the country with family, friends or co-workers. Now imagine looking down and seeing your name or message on a brick paved into the giant diamond at the Home Plate entrance. Fans can purchase a brick, inscribe their name or a message on it and become a permanent fixture of Angel Stadium. All proceeds from the bricks go directly to the Angels Baseball Foundation. Visit [angels.com/bricks](http://angels.com/bricks) for more information.



### Stadium Messages

The Angels post birthday, anniversary, congratulations and welcome messages during games on the Angel Stadium video boards. With a donation per message, fans have the opportunity to share their messages with all those in attendance. All donations go to the Angels Baseball Foundation. Visit [angels.com/scoreboard](http://angels.com/scoreboard) for more information.



## Stadium Tours

The “Behind-The-Scenes” tour of Angel Stadium is both an enjoyable and educational experience. Attendees are invited to view areas that are normally restricted to the public. The complete tour includes a visit to the press box, visitor’s clubhouse, bullpen, dugout and Angel Stadium’s suites. Tours of the stadium are available year round and all donations support the Angels Baseball Foundation. Visit [angels.com/tours](https://angels.com/tours) for more information.



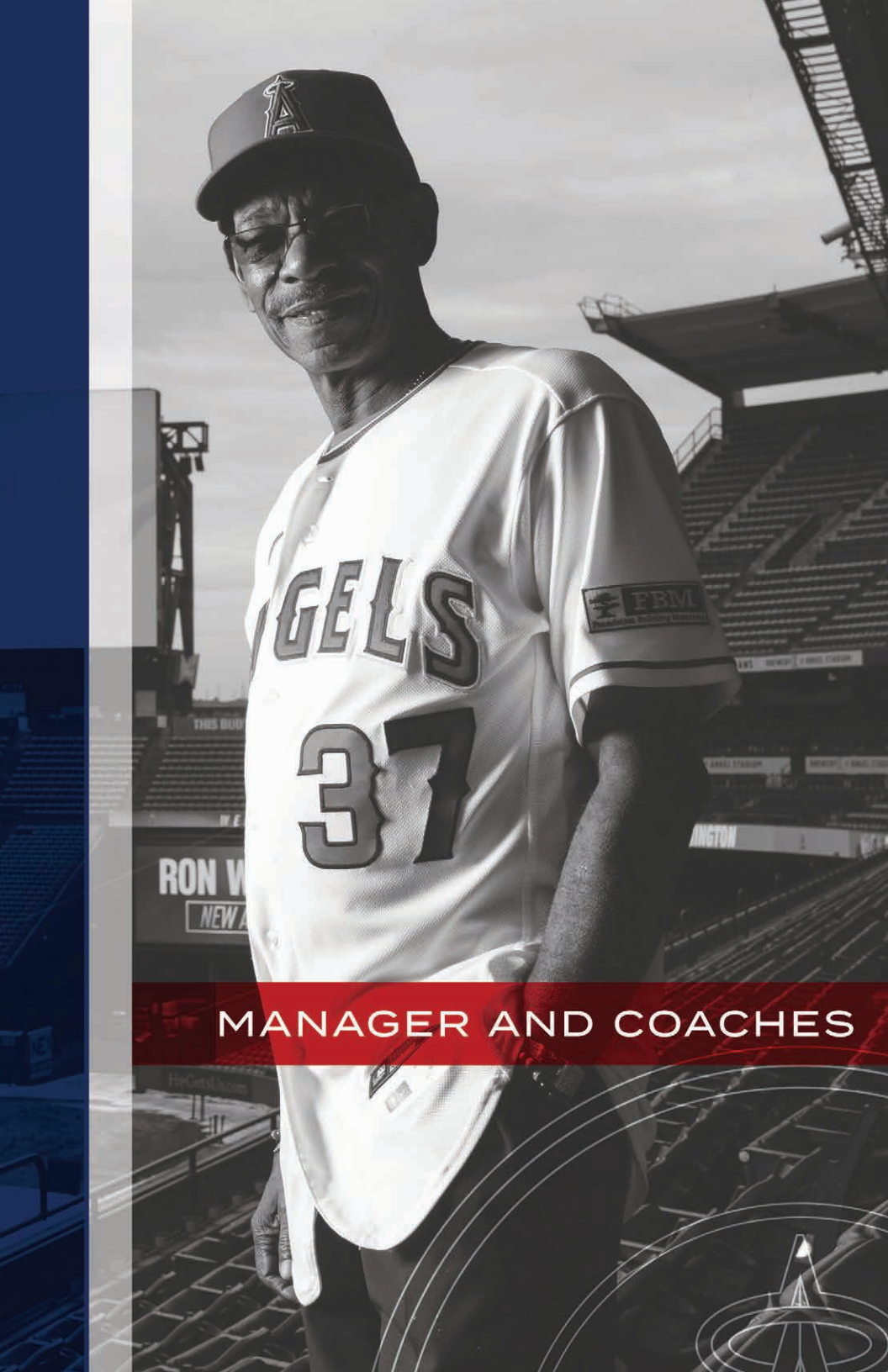
## Angels Online Donations

The Angels are happy to help numerous charitable organizations in Southern California that are dedicated to making a difference in our community. To help support these organizations, the Angels regularly donate various autographed items to be used for fundraising auctions. Through the Community Ticket Program, the Angels also distribute thousands of free tickets to non-profits in our region. To request a donation from the Angels please visit [angels.com/donations](https://angels.com/donations).

## ANGELS BASEBALL FOUNDATION

The Angels Baseball Foundation, together with the Los Angeles Angels, are responsible for the distribution of over \$24 million since its inception in 2004. The Foundation Board is comprised of President Dennis Kuhl, Vice President Nicole Moreno, Arte & Carole Moreno, Chip Carey and Secretary and Treasurer Molly Jolly.





MANAGER AND COACHES

# 37 RON WASHINGTON

**BORN:** APRIL 29, 1952  
**BIRTHPLACE:** NEW ORLEANS, LA  
**APPOINTED:** NOV. 8, 2023

**OPENING DAY AGE:** 71  
**RESIDES:** NEW ORLEANS, LA

## MANAGER

### MANAGERIAL AND COACHING HIGHLIGHTS

- ◆ Begins first season with **Angels** after being named the 20th field manager in franchise history on Nov. 8, 2023... Embarking on 53rd season in professional baseball, 34th as a coach (29th as a Major League coach) and ninth as a manager.
- ◆ Enters **2024** with a lifetime 664-611 (.521) managerial record, all with the Texas Rangers (2007-14)...Guided the **Rangers** to back-to-back World Series berths in **2010** and **2011**...His Texas Clubs finished in first or second place in the A.L. West in six consecutive seasons (2008-13).
- ◆ 664 wins rank eighth among active managers...Remains the winningest manager in Rangers history.
- ◆ Joined the Angels staff after spending the previous seven seasons (**2017-23**) as Atlanta's third base coach, including the Braves 2021 World Series title...Also worked with Braves infielders during tenure...Under tutelage, Freddie Freeman and Dansby Swanson won first career Rawlings Gold Gloves while Ozzie Albies and Josh Donaldson were finalists at their respective positions.
- ◆ Spent the **2015** and **2016** seasons as a coach for the Oakland A's...Joined the staff May 21, 2015 as a Major League coach before assuming third base coaching role Aug. 24, a position he held for the 2016 season.
- ◆ Managed the American League All-Star Teams in 2011 (Phoenix) and 2012 (Kansas City)...In 2011, became first Rangers manager to serve in that role...Was Mike Trout's first All-Star Game Manager (2012)...Also served as a coach for the A.L. All-Stars in 2007 under manager Jim Leyland.

### COACHING HISTORY

2024-	Angels Manager
2017-23	Braves Third Base Coach
2015-16	A's Third Base Coach
2015	A's Special Instructor
2007-14	Rangers Manager
1997-06	A's Third Base Coach
1996	A's First Base Coach
1995	Triple-A Norfolk (NYM) Hitting Coach
1993-94	Single-A Capital City (NYM) Manager
1991-92	Triple-A Tidewater (NYM) Hitting Coach

### MANAGERIAL YEARLY SUMMARY

#### 2014

- ◆ In eighth season with Rangers, Club went 53-87 before stepping down as manager Sept. 5, 2014
- ◆ Finished Texas tenure with a 664-611 (.521) record, the most wins by a manager in Rangers history.

#### 2013

- ◆ Helmed Rangers to a 91-72 (.558) record and a second place finish in the A.L. West...Marked fourth straight 90-win season and sixth straight first or second place finish in A.L. West.
- ◆ Rangers lost game 163 on Oct. 1 vs. Tampa Bay, a tiebreaker... Club became first team to win 91 games and not make postseason since 2005 (Cleveland, 93-69)...Marked just the second time in club history to not to make the postseason in a 90-win season (also, 1977).
- ◆ Win on Aug. 4 at Oakland was career no. 582, breaking a tie with Bobby Valentine for most managerial wins in Rangers history.





# 2024 LOS ANGELES ANGELS

## 2012

- ◆ During sixth season as manager, Club went 93-69 (.574), finishing second in the division and capturing a Wild Card berth...Marked third straight postseason appearance for Rangers.
- ◆ At the time, 93 wins were the fourth-most in franchise history.
- ◆ Lost to the Baltimore Orioles (5-1) in A.L. Wild Card Game at Rangers Ballpark in Arlington.
- ◆ Managed the American League All-Star team for the second straight season...A.L. defeated N.L. 8-0...Was Mike Trout's first All-Star Game Manager.

## 2011

- ◆ Led Rangers to second straight World Series appearance in fifth season as manager...Club fell to the Cardinals in deciding Game 7 at Busch Stadium.
- ◆ Finished the regular season with a 96-66 record, the most wins in franchise history...Won second consecutive A.L. West title by franchise-record 10.0 games and the fifth division title in club history.
- ◆ Managed the American League All-Star Teams in Phoenix...A.L. lost to N.L. 5-1...Became first Rangers manager to serve in that role.
- ◆ Also served as a coach for the A.L. All-Stars in 2007 under manager Jim Leyland.

## 2010

- ◆ In fifth season as manager, guided Rangers to first World Series appearance in franchise history...Dropped series 4-1 against the Giants.
- ◆ Posted a 90-72 regular season record, the fourth 90-win season in franchise history...Marked the Club's first division title and postseason berth since 1999.
- ◆ Finished second in A.L. Manager of the Year voting (Ron Gardenhire, MIN).
- ◆ Rangers OF Josh Hamilton was named A.L. Most Valuable Player.

## 2009

- ◆ Club finished the season at 87-75, an eight-win improvement from 2008...87 wins were the most since 2004 (89 wins) and second most since 1999...Finished second in the division, 10 games behind the Angels.
- ◆ Finished T4th in A.L. Manager of the Year voting (Mike Scioscia, LAA).

## 2008

- ◆ Managed a club that overcame a 9-17 start to finish in second place in the division (-21 GB, LAA).

## 2007

- ◆ In first season as a big league manager, Rangers posted a 75-87...From April 25 - Aug. 5, the Rangers were the 3rd-best team in the majors (53-38, .582).

## PLAYING CAREER

- ◆ Played in 564 career big league games across parts of 10 seasons...Finished career with a .261 (414/1586) average with 190 runs scored, 65 doubles, 22 triples, 30 home runs, 146 RBI and 28 stolen bases...Saw action with the Dodgers, Twins, Orioles, Indians and Astros at the Major League level...Defensively, appeared in 372 games at shortstop, 111 games at second base, 43 games at third base, four games in the outfield and one game at first base...Made MLB debut with Dodgers in 1977; despite hitting .368 in 10 games, did not return to Majors until 1981 with Minnesota...In 1982, established career highs in nearly every category with Twins, batting .271 with five home runs, 122 hits, 48 runs and 39 RBI...Originally signed by Kansas City as an amateur free agent, July 17, 1970 as a catcher out of the Royals Baseball Academy.

## PERSONAL/MISC

- ◆ Ronald Washington...Wife, Gerry reside in New Orleans in the offseason...Couple was married Sept. 16, 1972.
- ◆ Native of New Orleans and attended John McDonogh High School in 1970...Played baseball and football...Attended Manatee Junior College in Bradenton, FL...Honored by high school Feb. 3, 2009 in what was declared "Ronald Washington Day" in the City of New Orleans.
- ◆ Participated in MLB's Advancing Bases event during the 2023 Winter Meetings...Event focused on adding diversity to baseball...Was a guest speaker at MLB's 2024 DREAM Series at Tempe Diablo Stadium...Received 2010 Martin Luther King, Jr. Special Achievement Award...Named 2011 Focus Award for Commitment to Healthy Lifestyle by Near Southeast Community Dev. Corp...was honorary chair for the New Orleans Golf Tournament to raise funds for the local RBI program...Inducted into Texas Black Sports Hall of Fame Dec. 11, 2010...Has been honored with the Sam Lacy Pioneer Award by National Association of Black Journalists.



## WASHINGTON'S MANAGERIAL RECORD

Year	Club	League	Won	Lost	Pct.	Finish	Postseason
1993	Capital City	South Atlantic	64	77	.454	6th	None
1994	Capital City	South Atlantic	60	75	.437	5th	None
2007	Texas	American	75	87	.463	4th	None
2008	Texas	American	79	83	.488	2nd	None
2009	Texas	American	87	75	.537	2nd	None
2010	Texas	American	90	72	.537	1st	Lost in World Series
2011	Texas	American	96	66	.593	1st	Lost in World Series
2012	Texas	American	93	69	.574	2nd	Lost in Wild Card Game
2013	Texas	American	91	72	.558	2nd	Lost in Wild Card Tiebreaker
2014	Texas	American	53	87	.379	-	-
<b>MAJOR LEAGUE TOTALS (8 seasons)</b>			<b>664</b>	<b>611</b>	<b>.521</b>		
<b>MINOR LEAGUE TOTALS (2 seasons)</b>			<b>124</b>	<b>152</b>	<b>.449</b>		

## WASHINGTON'S MANAGERIAL RECORD IN PLAYOFFS

Year	Match Up	Series	Won	Lost	Pct.
2010	TEX vs. TB	ALDS	3	2	.600
	TEX vs. NYY	ALCS	4	2	.667
	TEX vs. SF	WS	1	4	.200
2011	TEX vs. TB	ALDS	3	1	.750
	TEX vs. DET	ALCS	4	2	.667
	TEX vs. STL	WS	3	4	.429
2012	TEX vs. BAL	ALWC	0	1	.000
<b>Playoff Totals</b>			<b>18</b>	<b>16</b>	<b>.529</b>

## WASHINGTON'S MAJOR LEAGUE PLAYING RECORD

Year	Club	AVG	G	AB	R	H	2B	3B	HR	RBI	BB	SO	SB
1977	— LOS ANGELES (NL)	.368	10	19	4	7	0	0	1	0	2	1	1
1981	— MINNESOTA	.226	28	84	8	19	3	1	0	5	4	14	4
1982	— MINNESOTA	.271	119	451	48	122	17	6	5	39	14	79	3
1983	— MINNESOTA	.246	99	317	28	78	7	3	4	26	22	50	10
1984	— MINNESOTA	.294	88	197	25	58	11	5	3	23	4	31	1
1985	— MINNESOTA	.274	70	135	24	37	6	4	1	14	8	15	5
1986	— MINNESOTA	.257	48	74	15	19	3	0	4	11	3	21	1
1987	— BALTIMORE	.203	26	79	7	16	3	1	1	6	1	15	0
1988	— CLEVELAND	.256	69	223	30	57	14	2	2	21	9	35	3
1989	— HOUSTON	.143	7	7	1	1	1	0	0	0	0	4	0
<b>MAJORS TOTALS</b>		<b>.261</b>	<b>564</b>	<b>1586</b>	<b>190</b>	<b>414</b>	<b>65</b>	<b>22</b>	<b>20</b>	<b>146</b>	<b>65</b>	<b>266</b>	<b>28</b>
<b>MINOR TOTALS</b>		<b>.280</b>	<b>1321</b>	<b>4806</b>	<b>667</b>	<b>1344</b>	<b>213</b>	<b>70</b>	<b>70</b>	<b>543</b>	<b>277</b>	<b>799</b>	<b>271</b>

## ANGELS MANAGERIAL RECORDS

Years	Manager	W	L	PCT	Years	Manager	W	L	PCT
1961-69	Rigney, Bill	625	707	.469	1991-94	Rodgers, Buck	140	173	.447
1969-71	Phillips, Lefty	222	225	.497	1992	Wathan, John#	39	50	.438
1972	Rice, Del	75	80	.484	1992	Lachemann, Marcel#	3	1	.750
1973-74	Winkles, Bob	109	127	.462	1994	Knoop, Bobby#	1	1	.500
1974	Herzog, Whitey#	2	2	.500	1994-96	Lachemann, Marcel	160	170	.485
1974-76	Williams, Dick	147	194	.431	1996	McNamara, John#	10	18	.357
1976-77	Sherry, Norm	76	71	.517	1996	Maddon, Joe#	8	14	.364
1977-78	Garcia, Dave	60	67	.472	1997-99	Terry Collins	214	235	.477
1978-81	Fregosi, Jim	237	248	.489	1999	Maddon, Joe#	19	10	.655
1981-82	Mauch, Gene	122	103	.542	2000-18	Scioscia, Mike	1650	1428	.536
1983-84	McNamara, John	151	173	.466	2019	Ausmus, Brad	72	90	.444
1985-87	Mauch, Gene	257	229	.529	2020-22	Maddon, Joe	130	148	.468
1988	Rojas, Cookie	75	79	.487	2022-23	Nevin, Phil###	46	60	.434
1988	Stubing, Moose#	0	8	.000	2024-	Washington, Ron	-	-	---
1989-91	Rader, Doug	232	216	.518					

# - Interim Manager  
## - Interim Manager (interim manager in 2022 and full-time in 2023)











# 89 RYAN GOINS

**BORN:** FEB. 13, 1988  
**BIRTHPLACE:** TEMPLE, TX  
**APPOINTED:** NOV. 13, 2023

**OPENING DAY AGE:** 36  
**RESIDES:** LEANDER, TX

## ▶ INFIELD COACH ▶ ▶ ▶ ▶ ▶

### COACHING HIGHLIGHTS

- ◆ Eight-year Major League veteran joins **Angels** staff in **2024** as the Club's infield coach...Marks first stint as a big league coach after retiring following the 2023 campaign.

### PLAYING CAREER & MISC

- ◆ Played in parts of eight Major League seasons for the Blue Jays (2013-17), Royals (2018) and White Sox (2019-20)...In 555 big league games, hit .228 (353/1545) with 71 doubles, 12 triples, 22 home runs, 158 RBI and 154 runs scored...Enjoyed finest season in 2017 with Blue Jays when he set career highs in hits (99), doubles (21), home runs (9), RBI (62) and stolen bases (3)...On Sept. 30, 2015, became the first Blue Jays shortstop in franchise history to record a five-hit game...Hit first career postseason home run October 19, 2015 vs. KC...Marked first Blue Jay player to bat ninth and hit a postseason home run and joined Roberto Alomar as the only Jay second baseman to hit a home run in the playoffs...In 2014, finished 2nd in fielding percentage (min. 55 G) among second baseman at .995, trailing only Dustin Pedroia (.997)...Made MLB debut on Aug. 23, 2013 at Houston, going 2-for-4 with a double...Began big league career with an eight-game hit streak (August 23 - 31, 2013) tying the club record set by Jesse Barfield in 1981 for longest hit streak by a rookie to begin their major league career...Attended Dallas Baptist University, where he played three seasons as an infielder and pitcher...Slugged .672 in his career, a school record...Prepped at Stony Point HS (Round Rock, TX)...Originally drafted by the Toronto Blue Jays in the fourth round of the 2009 draft out of Dallas Baptist University.

### MAJOR LEAGUE PLAYING RECORD

Years	AVG	G	AB	R	H	2B	3B	HR	RBI	BB	SO	SB
8	.228	555	1545	154	353	71	12	22	158	108	371	6

### LONGEST HOME RUNS HIT AT ANGEL STADIUM SINCE 2015

Player	Date	Distance (ft.)
Shohei Ohtani	June 30, 2023	493
Joey Gallo	Sept. 17, 2017	490
Mike Trout	May 18, 2019	473
Mike Trout	July 12, 2019	471
Shohei Ohtani	June 8, 2021	470
Carlos Correa	Sept. 12, 2015	469
Jonathan Schoop	May 23, 2019	467
Mike Trout	April 6, 2021	464
Shohei Ohtani	July 27, 2021	463
Shohei Ohtani	June 25, 2022	462





# 83 TIM LAKER

▶ BORN: NOV. 27, 1969  
 BIRTHPLACE: ENCINO, CA  
 APPOINTED: NOV. 21, 2023

OPENING DAY AGE: 54  
 RESIDES: SIMI VALLEY, CA

## ▶ OFFENSIVE COORDINATOR ▶

### COACHING HIGHLIGHTS

◆ Joined the **Angels** coaching staff as Offensive Coordinator during the offseason...Works alongside hitting coach Johnny Washington...Spent previous two seasons (**2022-23**) as a roving hitting coordinator for the **Dodgers**...From **2019-21**, served as **Mariners** hitting coach...In 2020, saw Kyle Lewis capture the A.L. Rookie of the Year after batting .262 with three doubles, 11 home runs and 28 RBI in 58 games...In first season with Seattle, Mariners hitters connected for 63 more home runs and scored 81 more runs over previous season (176 HR, 677 R in 2018 to 239 HR, 758 R in 2019)...Spent the **2017** and **2018** campaigns as **Diamondbacks** assistant hitting coach...Prior to joining Arizona, spent 10 seasons as a minor league coach in various roles with the **Indians**, **Mariners** and **White Sox**...Spent the **2016** season as the hitting coach for Cleveland's Double-A Akron...From 2011-15, served in multiple roles with the White Sox: minor league hitting instructor in **2015**, minor league hitting coordinator from **2012-14** and hitting coach with Triple-A Charlotte in 2011...Managed Seattle's Double-A West Tennessee in **2010** to a 73-66 record and an appearance in the Southern League playoffs...Began his coaching career with Cleveland in **2007**, spending the campaign as the manager of Single-A Mahoning Valley and the **2008-09** seasons as the Indians minor league catching coordinator.

### PLAYING CAREER & MISC

- ◆ Appeared in parts of 11 Major League seasons as a catcher for Montreal (1992-95), Baltimore (1997), Tampa Bay (1998, 2005), Pittsburgh (1998-99) and Cleveland (2001-04, 2006)...Hit .226 (147/651) with 11 home runs and 79 RBI in 281 games.
- ◆ Attended Simi Valley HS (Simi Valley, CA) and played collegiately at Oxnard Community College (Oxnard, CA)...Originally was drafted by the Kansas City Royals in the 49th round of the 1987 draft but did not sign...Drafted in the 6th round of the 1988 draft by Montreal.

### MAJOR LEAGUE PLAYING RECORD

Years	AVG	G	AB	R	H	2B	3B	HR	RBI	BB	SO	SB
11	.226	281	651	66	147	28	2	11	79	44	162	5

### MANAGERIAL RECORD

Year	Club	League	Won	Lost	Pct.	Finish	Postseason
2007	Mahoning Valley	New York-Penn	37	37	.500	2nd	
2010	West Tennessee	Southern	73	66	.525	2nd	Lost in finals
MINOR LEAGUE TOTALS (2 seasons)			110	103	.516		

LAKER



## 81 RAY MONTGOMERY



**BORN:** AUG. 8, 1969  
**BIRTHPLACE:** BRONXVILLE, NY  
**APPOINTED:** JAN. 6, 2022

**OPENING DAY AGE:** 54  
**RESIDES:** SIMSBURY, CT

▶ BENCH COACH ▶ ▶ ▶ ▶ ▶ ▶ ▶ ▶ ▶

### COACHING HIGHLIGHTS

◆ **2024** represents fourth season in the **Angels** organization and third as bench coach...During **2022** season, was Angels acting manager for eight games (3-5) while Phil Nevin served a suspension... Served as the Club's Director, Player Personnel in **2021**...Spent six seasons (**2015-20**) with the **Brewers**, his second stint with the organization...Held title of Vice President and Special Assistant to the General Manager...Served as lead evaluator across the entire spectrum of baseball operations, including professional, international and amateur scouting...From **2011-14**, was the **Diamondbacks** Director of Scouting...Originally joined the **Brewers** organization in **2002** as an area scout until he was named Milwaukee's Midwest region crosschecker (**2007-10**).

### PLAYING CAREER & MISC

◆ Veteran of 12 professional seasons (1990-21) which included parts of three Major League campaigns with the Astros (1996-98)...Originally selected in the 13th round by Houston in the 1990 Draft...Former outfielder also played in the Pirates (1999-2000) and Mets (2001) organizations... Was a First-Team All-American at Fordham University in 1990...Inducted into the university's Hall of Fame in 1999...He and wife, Daniela, have two children: Jack and Emma.

### MAJOR LEAGUE PLAYING RECORD

Years	AVG	G	AB	R	H	2B	3B	HR	RBI	BB	SO	SB
3	.241	47	87	14	21	5	1	1	8	6	23	0

MONTGOMERY







# 87 JERRY NARRON

**BORN:** JAN. 15, 1956  
**BIRTHPLACE:** GOLDSBORO, NC  
**APPOINTED:** NOV. 17, 2023

**OPENING DAY AGE:** 68  
**RESIDES:** GOLDSBORO, NC

## CATCHING COACH

### COACHING HIGHLIGHTS

◆ Enters second season in **Angels** organization and first as catching coach...**2024** represents his 29th overall on a Major League coaching staff and first since 2022...Catchers he has worked with as a coach include Hall-of-Famer Iván Rodríguez, Jason Varitek, Jonathan Lucroy and David Ross...Spent **2023** season as organization's minor league catching coordinator... Served as **White Sox** Major League Instructor in **2021** and **2022**...Managed five seasons with the **Rangers (2001-02)** and **Reds (2005-07)**...Served as a bench coach for 13 years with the **Orioles (1993)**, **Red Sox (2003 & 2020)**, **Reds (2004-05)**, **Brewers (2011-15)** and **Diamondbacks (2017-19)**...Also served as a third base coach with the **Orioles (1994)** and **Rangers (1995-01)**...*For full coaching history, see chart on the right.*

### PLAYING CAREER & MISC

- ◆ Originally selected by the Yankees in the sixth round of the 1974 First-Year Player Draft...Played 11 professional seasons including eight at the big league level...Hit .211 (177/840) with 21 home runs and 96 RBI in 392 big league games...Made big league debut April 13, 1979...First big league hit came off Hall of Famer Jim Palmer and first home run came against Hall of Famer Dennis Eckersley...Started the first game at catcher for the Yankees after Thurman Munson's passing...Click [HERE](#) to read more.
- ◆ Played in parts of five seasons with the Angels (1983-87)... Played in three games during the 1986 ALCS for the Halos going 1-for-2 with a walk and runs scored.
- ◆ He and wife, Donna have seven children: Callie, Caitlyn, Clare, Cara, Chelsy, Connor and Hunter...Attended East Carolina University and prepped at Goldsboro HS (NC)...Son Connor played five minor league seasons with the Orioles and Brewers.

### COACHING HISTORY

2024-	Angels Catching Coach
2023	Angels Minor League Catching Coordinator
2021-22	White Sox Major League Instructor
2020	Red Sox Bench Coach
2017-19	Diamondbacks Bench Coach
2017	Triple-A Reno (ARI) Manager
2011-15	Brewers Bench Coach
2006-07	Reds Manager
2005	Reds Interim Manager (as of 6/21)
	Reds Bench Coach
2004-05	Reds Bench Coach
2003	Red Sox Bench Coach
2002	Rangers Manager
2001	Rangers Interim Manager (as of 5/4)
	Rangers Third Base Coach
1995-01	Rangers Third Base Coach
1994	Orioles Third Base Coach
1993	Orioles Bench Coach
1992	Triple-A Rochester (BAL) Manager
1990-91	Double-A Hagerstown (BAL) Manager
1989	Single-A Frederick (BAL) Manager

### MAJOR LEAGUE PLAYING RECORD

Years	AVG	G	AB	R	H	2B	3B	HR	RBI	BB	SO	SB
8	.211	392	177	64	177	23	2	21	96	67	127	0

### MANAGERIAL RECORD

Year	Club	League	Won	Lost	Pct.	Finish	Postseason
1989	Frederick	Carolina League	70	68	.570	1st	Won League Title
1990	Hagerstown	South Atlantic	75	63	.543	6th	None
1991	Hagerstown	South Atlantic	81	59	.579	2nd	Lost in first round
1992	Rochester	International	70	74	.486	3rd	None
2001	Texas	American	62	72	.463	4th	None
2002	Texas	American	72	90	.444	4th	None
2005	Cincinnati	National	46	46	.500	5th	None
2006	Cincinnati	National	80	82	.494	3rd	None
2007	Cincinnati	National	31	51	.378	-	-
<b>MAJOR LEAGUE TOTALS (5 seasons)</b>			<b>291</b>	<b>341</b>	<b>.460</b>		
<b>MINOR LEAGUE TOTALS (4 seasons)</b>			<b>296</b>	<b>264</b>	<b>.529</b>		

NARRON



## 80 JAYSON NIX

▶ **BORN:** AUG. 26, 1982  
**BIRTHPLACE:** DALLAS, TX  
**APPOINTED:** DEC. 21, 2023

**OPENING DAY AGE:** 46  
**RESIDES:** LEWISVILLE, TX

### ▶ ASSISTANT COACH

#### COACHING HIGHLIGHTS

◆ **2024** marks eighth season in the **Angels** organization and first as Major League Assistant Coach... Joined Ron Washington's staff in the offseason after spending two seasons (**2022-23**) as the Club's minor league assistant field coordinator...Spent five seasons as a pro scout for the Angels, after initially joining the organization in **2017**.

#### PLAYING CAREER & MISC

◆ Former first round pick (44th overall) by the Rockies in the 2001 draft...Played 14 professional seasons, including seven at the big league level...Appeared in the Majors with the Rockies (2008), White Sox (2009-10), Indians (2010), Blue Jays (2011), Yankees (2012-13), Phillies (2014), Pirates (2014) and Royals (2014)...Posted a .212 (277/1305) career average with 38 home runs and 130 RBI in 466 games...Appeared in two different postseasons with the Yankees in 2012 and Royals in 2014, including two games in the 2014 World Series against the Giants...Drafted out of Midland HS (TX)... Brother, Laynce, played 11 big league seasons with the Rangers, Brewers, Reds, Nationals and Phillies.

#### MAJOR LEAGUE PLAYING RECORD

Years	AVG	G	AB	R	H	2B	3B	HR	RBI	BB	SO	SB
7	.212	466	1305	143	277	55	2	38	130	108	371	36

### STARTING POINT

Notable Angels Starting Rotations (min. 150 G)...

CATEGORY	TOTAL	YEAR
Lowest ERA	2.85	1964
Most Strikeouts	855	1973
Fewest Hits	691	2019
Lowest BAA	.217	1972
Opponent OPS	.614	1972
WHIP	1.20	1968
Innings Pitched	1,170	1973
K/BB	2.73	2018
K/9	8.86	2022

# 88 BO PORTER

**BORN:** JULY 5, 1972  
**BIRTHPLACE:** NEWARK, NJ  
**APPOINTED:** NOV. 16, 2023

**OPENING DAY AGE:** 51  
**RESIDES:** HOUSTON, TX

## FIRST BASE COACH

### COACHING HIGHLIGHTS

◆ Joined the **Angels** and Ron Washington's staff in the offseason as the Club's first base coach...**2024** marks 24th season as either a player, coach or manager in the Major and minor leagues...Returns to the coaching ranks after spending three years working with Major League Baseball on coaching development and as an analyst on MLB Network...Prior to the **2018** campaign, ran the MLBPA's spring training camp...Spent three seasons with the **Braves** as a Special Assistant to the General Manager (**2017**) and third base coach (2015 and 2016)...Named the 17th manager in **Astros** history on Sept. 27, 2012...Managed the Astros during the **2013** and part of the **2014** season...Was the first Astros Manager to manage the Club in the A.L...Made coaching debut in **2005** as hitting coach for Single-A Greensboro of the South Atlantic League alongside manager Brandon Hyde...*For full coaching history, see chart on the right.*

### COACHING HISTORY

2024-	Angels First Base Coach
2015-16	Braves Third Base Coach
2013-14	Astros Manager
2011-12	Nationals Third Base Coach
2010	Diamondbacks Bench Coach Diamondbacks Third Base Coach
2007-09	Marlins Third Base Coach
2006	Single-A Jamestown (FLA) Manager
2005	Single-A Greensboro (FLA) Hitting Coach

### PLAYING CAREER & MISC

- ◆ Appeared in three Major League seasons with the Cubs (1999), A's (2000) and Rangers (2001)... Played on the 2000 A's when Ron Washington was third base coach...Outfielder appeared in 89 games, batting .214 (27/126) with five doubles, two triples, two home runs, eight RBI and 23 runs scored...Appeared in two playoff games for Oakland during the 2000 ALDS, going 1-for-1....Originally drafted by the Cubs in the 1993 draft.
- ◆ Attended the University of Iowa...Played baseball and football...Earned All-Big 10 honors in both sports and MVP honors during senior season on the football team...Prepped at Weequahic HS (NJ).
- ◆ In 2012, he and wife, Stacey established the S.E.L.F. Foundation, which provides and supports programs that are dedicated to improving and impacting lives of underprivileged and underserved youth and communities through sports, education, life skills and faith...On February 2, 2017, the City of Houston recognized the Stacey and Bo Porter S.E.L.F. Foundation by proclaiming that day Stacey and Bo Porter S.E.L.F. Foundation Day...On December 13, 2012, was honored in his home state... Date was proclaimed "Essex County Bo Porter Day," during which he was presented with the Key to Essex County...On May 5, 2016, City of Newark renamed Green Acres/St. Peter's Park to Marquis "Bo" Porter Sports Complex...Has authored two books, "Real Life Empowered" and "The End Game".

### MAJOR LEAGUE PLAYING RECORD

Years	AVG	G	AB	R	H	2B	3B	HR	RBI	BB	SO	SB
3	.214	89	126	23	27	5	2	2	8	13	52	3

### MANAGERIAL RECORD

Year	Club	League	Won	Lost	Pct.	Finish	Postseason
2006	Jamestown	New York-Penn	33	39	.458	5th	None
2013	Houston	American (West)	51	111	.315	5th	None
2014	Houston	American (West)	59	79	.428	-	-

**MAJOR LEAGUE TOTALS (2 seasons)**                      **110**   **190**   **.367**

PORTER

## 82 JOHNNY WASHINGTON

▶ BORN: MAY 6, 1984  
 BIRTHPLACE: COMPTON, CA  
 MLB SERVICE: NOV. 18, 2023

OPENING DAY AGE: 39  
 RESIDES: SAN ANTONIO, TX



### HITTING COACH

#### COACHING HIGHLIGHTS

◆ Joined the **Angels** coaching staff this offseason as hitting coach following a two-year stint (2022-23) as assistant hitting coach for the **Cubs**...2024 marks 15th season as a coach...During the **2021** campaign, served as the hitting coach for the KBO's **Hanwha Eagles**...Spent five seasons (2016-2020) working in various roles with the **Padres** including first base coach, assistant hitting coach and hitting coach... Began coaching career in **2009** with **Dodgers** Rookie-Level Ogdén...*For full coaching history, see chart on the right.*

#### PLAYING CAREER & MISC

◆ Former infielder played five seasons in the minors with the **Rangers** (2003-06) and **Dodgers** (2009)... Also played three seasons in the independent leagues (2007-09)...Appeared defensively at second base and shortstop during career...Drafted by the **Rangers** in the 27th round of the 2003 draft out of Mt. San Jacinto College (Menifee, CA).

#### COACHING HISTORY

2024-	Angels Hitting Coach
2022-23	Cubs Assistant Hitting Coach
2021	KBO League Hanwha hitting coach
2020	Padres minor league director of hitting
2019	Padres Hitting Coach
2018	Padres Assistant Hitting Coach
2017	Padres First Base Coach
2016	Double-A San Antonio (SD) Hitting Coach
2015	Triple-A Oklahoma City (LAD) Hitting Coach
2014	Single-A Great Lakes (LAD) Hitting Coach
2013	Single-A Rancho Cuca. (LAD) Hitting Coach
2012	Single-A Camelback Ranch (LAD) Hitting Coach
2009-11	Single-A Ogdén (LAD) Hitting Coach

#### MINOR LEAGUE PLAYING RECORD

Years	AVG	G	AB	R	H	2B	3B	HR	RBI	BB	SO	SB
5	.185	102	286	34	53	10	0	2	21	35	96	10

#### MOST WALK-OFF WINS IN FRANCHISE HISTORY

Number of walk-offs	Season	Players
14	1985	Boone, Schofield, Beniquez, Jones, Jackson, Jones, DeCinces, Beniquez, Boone, Downing, DeCinces, Boone, Downing, Carew
13	1972	Spencer, Rivers, Stanton, Oliver, McMullen, Llenas, Alomar, Cardenas, Oliver, Llenas, Berry, Cardenas, Stephenson
12	1967	Fregosi, Rodgers, Reichardt, Fregosi, Rodgers, Mincher, Skowron, Hall, Morton, Rodgers, Reichardt, Reichardt,
12	1990	Bichette, Parrish, Ray, Joyner, Parrish, Winfield, Downing, Ray, Winfield, Parrish, Anderson, White
12	1989	Ray, Parrish, Joyner, Armas, Joyner, Joyner, Davis, Joyner, Washington, Downing, Joyner, Joyner
12	1971	Repoz, McMullen, Gonzalez, O'Brien, Cowan, McMullen, Berry, McMullen, Spencer, Parker, Fregosi
12	1997	Salmon, DiSarcina, Erstad, Edmonds, Edmonds, Anderson, DiSarcina, Hollins, Phillips, Salmon, Anderson, Salmon

\* Club record for career walk off hits as an Angel is 11 by Tim Salmon





# 85 ERIC YOUNG SR.



**BORN:** MAY 18, 1967  
**BIRTHPLACE:** NEW BRUNSWICK, NJ  
**APPOINTED:** NOV. 14, 2023

**OPENING DAY AGE:** 56  
**RESIDES:** HATTIESBURG, MS

## ▶ THIRD BASE COACH

### COACHING HIGHLIGHTS

- ◆ **2024** marks first season with the **Angels** as third base coach following appointment on Nov. 14, 2023... Joined the Angels after six seasons (**2018-23**) as the **Braves** first base coach...Also worked with Atlanta outfielders during tenure...Prior to joining the Braves, served as **Rockies** first base/base running/outfield coach from **2014-16**...During the **2011-12** seasons, was the first base coach for the **Diamondbacks**... Began coaching career with the **Astros** in **2010** as a minor league outfield and base running instructor.

### PLAYING CAREER & MISC

- ◆ After retiring from baseball, spent 2007-09 working as an in-studio analyst for ESPN's *Baseball Tonight*.
- ◆ Played 15 seasons in the Majors for the Dodgers (1992 & 1997-99), Rockies (1993-97), Cubs (200-01), Brewers (2002-03), Giants (2003), Rangers (2004 & 2006), Padres (2005-06)...A 1996 All-Star and Silver Slugger, posted a career .283 (1731/6119) average with 327 doubles, 46 triples, 79 home runs and 996 runs in 1,730 games...Stole 465 bases in career, the second most in the Majors during the time he was active (1992-06)...Stole at least 40 bases in six different seasons (1993, 1996-2000)... After making big league debut for the Dodgers in 1992, was selected by the Rockies in the 11th round of the expansion draft...Paced the N.L. in stolen bases with 53 in 1996...Drafted in the 43rd round of the 1989 draft by the Dodgers...Two-sport athlete at Rutgers University (baseball and football)... Prepped at New Brunswick HS (NJ)...Has two sons Eric Jr. and Dallas...Eric Jr. played 10 seasons in the Majors including his final two (2017-18) with the Angels...Dallas is a teenage actor, who starred in Nickelodeon's "Cousins for Life"...He also made appearances on others shows, including "9-1-1," "Shameless," "Cobra Kai," and "The Fosters."

### MAJOR LEAGUE PLAYING RECORD

Years	AVG	G	AB	R	H	2B	3B	HR	RBI	BB	SO	SB
15	.283	1730	6119	996	1731	327	46	79	465	660	462	465

## ANGEL STADIUM GROUND RULES

#### DUGOUT AND PHOTOGRAPHERS AREAS

- Ball striking any forward facing green padded dugout or photographer well railing and rebounding onto playing field: In Play.
- Ball striking or resting on padded flat area at the home plate end of both dugouts is considered in the dugout: Out of Play. (Fielder is permitted to lean on or over this area in an attempt to field the ball.)

#### OUTFIELD AREA

- The netted extension from the foul pole to the top of the outfield wall is treated as part of the foul pole:
  - Ball in flight striking extension: Home Run
  - Ball striking the top of the outfield wall in fair territory then extension: Home Run
  - Bounding ball (off of the playing surface) striking the extension: Two Bases
- Ball in flight striking higher wall at a point above the lower wall and continuing over the lower wall in fair territory: Home Run
- Ball striking yellow square at top of outfield wall adjacent to the left field bullpen gate: In Play
  - Ball in flight striking vertical fence support above yellow square at top of outfield wall adjacent to the left field bullpen gate: Home Run
  - Fair bounding ball striking vertical fence support above yellow square at top of outfield wall adjacent to the left field bullpen gate: Out of Play, Two Bases
- Ball in flight striking beyond the yellow line, including the video board, in right field: Home Run



2024 LOS ANGELES ANGELS



# 39 JORDYN ADAMS

▶ **BORN:** OCT. 18, 1999  
**BIRTHPLACE:** CARY, NC  
**MLB SERVICE:** 43 DAYS  
**ACQUIRED:** SELECTED IN THE FIRST ROUND (17<sup>TH</sup> OVERALL) OF THE 2018 FIRST-YEAR PLAYER DRAFT  
**SIGNED THRU:** 2024; UNDER CLUB CONTROL, 1/3 OPTIONS USED

**OPENING DAY AGE:** 24  
**RESIDES:** CARY, NC

▶ **OUTFIELDER**

▶ **HEIGHT** 6-2 ▶ **WEIGHT** 180 ▶ **BATS** R ▶ **THROWS** R

## ADAMS' LIFETIME PLAYING RECORD

Year	Club	AVG	G	AB	R	H	2B	3B	HR	RBI	SH	SF	HBP	BB	IBB	SO	SB	CS	GDP	SLG	OBP	E	
2018	Angels (AZL)	.243	20	70	8	17	2	2	0	5	0	0	2	10	0	23	5	2	0	.329	.354	3	
	Orem	.314	9	35	5	11	4	1	0	8	0	1	0	4	0	7	0	1	2	.486	.375	1	
2019	Burlington	.250	97	372	52	93	15	2	7	31	0	1	5	50	0	94	12	5	7	.358	.346	13	
	Angels (AZL)	.538	3	13	4	7	1	0	0	4	0	0	0	1	0	3	4	0	0	.615	.571	0	
	Inland Empire	.229	9	35	7	8	1	1	1	1	0	0	0	5	0	14	0	1	0	.400	.325	0	
2020	LAA	<i>DID NOT PLAY - Participated at Angels Alternate Training Site</i>																					
2021	Tri-City	.217	71	277	37	60	7	2	5	27	0	1	1	28	0	116	18	4	3	.310	.290	8	
2022	Tri-City	.228	58	219	31	50	11	3	0	22	2	2	5	21	0	54	18	3	4	.306	.308	1	
	Rocket City	.249	62	209	33	52	7	2	4	20	0	2	4	21	0	70	15	0	3	.359	.326	3	
2023	Salt Lake	.267	109	415	74	111	25	6	15	67	2	6	4	53	0	133	44	5	5	.465	.351	12	
	LAA	.128	17	39	1	5	0	0	0	1	0	1	0	0	0	16	1	2	0	.128	.125	2	
<b>MAJOR TOTALS</b>		<b>.128</b>	<b>17</b>	<b>39</b>	<b>1</b>	<b>5</b>	<b>0</b>	<b>0</b>	<b>0</b>	<b>1</b>	<b>0</b>	<b>1</b>	<b>0</b>	<b>0</b>	<b>0</b>	<b>16</b>	<b>1</b>	<b>2</b>	<b>0</b>	<b>.128</b>	<b>.125</b>	<b>2</b>	
<b>MINOR TOTALS</b>		<b>.249</b>	<b>438</b>	<b>1645</b>	<b>251</b>	<b>409</b>	<b>73</b>	<b>19</b>	<b>32</b>	<b>185</b>	<b>4</b>	<b>13</b>	<b>21</b>	<b>193</b>	<b>0</b>	<b>514</b>	<b>116</b>	<b>21</b>	<b>24</b>	<b>.374</b>	<b>.333</b>	<b>41</b>	

## 2023 SEASON

- ◆ Spent majority of season with Triple-A **Salt Lake** (109 games) and set career highs with 74 runs scored, 111 hits, 25 doubles, six triples, 15 home runs, and 67 RBI.
- ◆ Finished season leading PCL in stolen bases (44) and established a new Salt Lake single-season franchise record.
- ◆ Had contract selected by **Angels**, Aug. 1 and made Major League debut Aug. 2 at Atlanta.
- ◆ Collected first Major League hit in nightcap of Aug. 19 doubleheader with a 3rd inning single off Tampa Bay's Zach Eflin.

## CAREER HIGHLIGHTS

- ◆ Made Major League debut with Angels, Aug. 2, 2023 at Atlanta.
- ◆ Has been ranked by *Baseball America* as Best Athlete in Angels organization four straight years (2021-24)...Rated as Fastest Baserunner in Angels system five times (2019, 2020, 2022, 2023 & 2024).
- ◆ Entered 2022 season ranked by *Baseball America* as Angels #4 prospect.

## CAREER TRANSACTIONS

- ◆ June 4, 2018...Selected by **Angels** in first round (17th overall) of First-Year Player Draft (signed June 30, 2018).

## PERSONAL/MISC

- ◆ Jordyn Bradley Adams...On Twitter: @jordynadams10.
- ◆ Was named the 2018 Male High School Athlete of the Year by *MaxPreps*.
- ◆ Father, Deke, is currently the Defensive Line Coach at University of Arkansas... Deke played college football from 1991-94 at Southern Mississippi and was part of Golden Eagles "Nasty Bunch" defense.
- ◆ Mother, Alexis, played college basketball at Southern Mississippi where she was a four-year letterwinner and a member of 1,000 point club.
- ◆ Committed to playing both football and baseball for University of North Carolina before signing with Angels... Was a four-star wide receiver recruit in football.
- ◆ Originally signed by Angels scout Chris McAlpin.

## CAREER FIELDING

POS	PCT	G	PO	A	E	TC	DP
OF	.931	14	27	0	2	29	0

ADAMS



# 2024 LOS ANGELES ANGELS



7

## JO ADELL



**BORN:** APRIL 8, 1999

**BIRTHPLACE:** SHELBY, NC

**MLB SERVICE:** 2 YEARS, 85 DAYS

**ACQUIRED:** SELECTED IN THE FIRST ROUND (10<sup>TH</sup> OVERALL) OF THE 2017 FIRST-YEAR PLAYER DRAFT

**SIGNED THRU:** 2024; UNDER CLUB CONTROL, 3/3 OPTIONS USED

**OPENING DAY AGE:** 24

**RESIDES:** SCOTTSDALE, AZ

▶ **OUTFIELDER**

▶ **HEIGHT** 6-3

▶ **WEIGHT** 215

▶ **BATS** R

▶ **THROWS** R

### ADELL'S LIFETIME PLAYING RECORD

Year	Club	AVG	G	AB	R	H	2B	3B	HR	RBI	SH	SF	HBP	BB	IBB	SO	SB	CS	GDP	SLG	OBP	E
2017	Angels (AZL)	.288	31	118	18	34	6	6	4	21	1	1	2	10	1	32	5	0	0	.542	.351	-
	Orem	.376	18	85	25	32	5	2	1	9	0	0	1	4	0	17	3	2	3	.518	.411	-
2018	Burlington	.326	25	95	23	31	7	1	6	29	0	1	1	11	0	26	4	1	5	.611	.398	2
	Inland Empire	.290	57	238	47	69	19	3	12	42	0	2	6	15	0	63	9	2	2	.546	.345	3
	Mobile	.238	17	63	14	16	6	0	2	6	0	0	2	6	0	22	2	0	0	.429	.324	1
2019	Inland Empire	.280	6	25	4	7	1	0	2	5	0	0	1	1	0	10	0	0	0	.560	.333	1
	Mobile	.308	43	159	28	49	15	0	8	23	0	1	3	19	0	41	6	0	7	.553	.390	4
	Salt Lake	.264	27	121	22	32	11	0	0	8	0	0	0	10	0	43	1	0	0	.355	.321	1
2020	LAA	.161	38	124	9	20	4	0	3	7	0	0	1	7	0	55	0	1	3	.266	.212	3
	Salt Lake	.289	73	311	57	90	17	4	23	69	0	2	4	22	0	99	8	2	5	.592	.342	3
2021	LAA	.246	35	130	17	32	5	2	4	26	1	0	1	8	0	32	2	1	3	.408	.295	0
	Salt Lake	.224	88	268	22	60	12	2	8	27	0	1	4	11	0	107	4	2	6	.373	.264	5
2022	LAA	.239	40	155	35	37	15	0	13	33	0	2	3	20	0	56	3	3	2	.587	.333	2
	Salt Lake	.273	74	278	62	76	15	0	24	57	0	3	7	40	3	87	9	1	7	.586	.375	2
2023	LAA	.207	17	58	7	12	3	1	3	6	0	0	0	4	0	25	1	0	1	.448	.258	0
<b>MAJOR TOTALS</b>		<b>.214</b>	<b>178</b>	<b>580</b>	<b>55</b>	<b>124</b>	<b>24</b>	<b>5</b>	<b>18</b>	<b>66</b>	<b>1</b>	<b>1</b>	<b>6</b>	<b>30</b>	<b>0</b>	<b>219</b>	<b>7</b>	<b>4</b>	<b>13</b>	<b>.366</b>	<b>.259</b>	<b>8</b>
<b>MINOR TOTALS</b>		<b>.286</b>	<b>411</b>	<b>1648</b>	<b>334</b>	<b>472</b>	<b>117</b>	<b>16</b>	<b>95</b>	<b>302</b>	<b>1</b>	<b>12</b>	<b>30</b>	<b>158</b>	<b>4</b>	<b>496</b>	<b>50</b>	<b>10</b>	<b>31</b>	<b>.550</b>	<b>.357</b>	<b>19</b>

Disabling Injuries: 2023 — Left oblique strain; disabled July 14 (retro to July 11) - Sept. 18

### 2023 SEASON

- ◆ Played in 17 games for **Angels** and batted .207 (12/58) with seven extra-base hits, including three home runs.
- ◆ Missed 59 games on IL due to left oblique strain.
- ◆ Connected on 451-foot HR in first AB of the season on June 8 vs. Cubs (at 117.2 MPH, the home run was the third-hardest hit ball for Halos in 2023).
- ◆ In 74 games with **Salt Lake**, batted .273 (76/278) with 62 runs, 15 doubles, 24 home runs, 57 RBI, and nine stolen bases.
- ◆ Connected on a 514-foot home run June 20 vs. Sugar Land in Triple-A.; the longest home run tracked in the Majors or minors during the Statcast era.
- ◆ Named PCL Player of the Week for April 3-9...Set Salt Lake franchise record by homering in six consecutive games April 4-9; totalled seven HR during streak and collected 12 RBI.

### MAJOR LEAGUE SUMMARY

#### 2022

- ◆ Made first career Opening Day roster during third season with the Angels...Set new career highs in games, at-bats, runs, hits, doubles, home runs, RBI and stolen bases across three stints with the Halos.
- ◆ Logged five outfield assists, good for second on the Club (Taylor Ward, 6)...His four outfield assists as a left fielder were the most by an Angel since 2018 (Justin Upton, 7)...Was the first Halo left fielder to log at least four assists in less than 70 games since 2016 (Rafael Ortega).
- ◆ Connected for second career grand slam April 24 vs. Baltimore.

ADELL



## 2021

- ◆ In sophomore season with the Angels, improved in nearly every offensive category including hits, runs, average, doubles, triples, home runs, RBI, walks, and runs scored...Cut strikeout rate from 41.7% in 2020 to 22.9% in 2021...Did not commit an error in 84 chances...Improved UZR in right field from -3.5 to 1.3...Recalled by the Angels Aug. 2nd...Placed on the IL with a left abdominal strain Sept. 15 and missed the remainder of the season.
- ◆ Began the season at the **Alternate Training Site** before being assigned to Triple-A in May.

## 2020

- ◆ Made Major League debut Aug. 4, 2020 vs. Seattle...Started game in right field and tallied first hit during first at-bat (infield single in third inning)...Hit first two home runs of career on Aug 29 and became third-youngest Angels player ever with a multi-HR game and fifth Angels player to hit first two career HR in the same game.

## NOTABLE MINOR LEAGUE AWARDS AND HONORS

- ◆ **2023** Pacific Coast League All-Star Selection...MiLB Organizational All-Star...Pacific Coast League Player of the Week (April 3)
- ◆ **2021** MiLB Organizational All-Star
- ◆ **2019** MiLB Organizational All-Star...Angels Organizational Player of the Month for June...MLB Futures Game Selection...Participated in the Arizona Fall League...Arizona Fall League Player of the Week (Oct. 6)...Arizona Fall League Rising Stars Game
- ◆ **2018** MiLB Organizational All-Star...MLB Futures Game Selection...*Baseball America* Minor League All-Star...MiLB.com Cal Player of the Month (June)...California League Player of the Week (June 17)...California League Player of the Week (May 20)
- ◆ **2017** MiLB Organizational All-Star

## CAREER TRANSACTIONS

- ◆ June 12, 2017...Selected by **Angels** in first round (10th overall) of First-Year Player Draft.

## PERSONAL/MISC

- ◆ Jordon 'Jo' Scott Adell (Uh-DEL)...On Instagram: @adell7.
- ◆ Founded Jo Adell Foundation, which focuses on Education and Workforce, Sports and Leadership, and Health and Wellness...Has hosted annual 'Jo Adell Turkey Drive' providing Thanksgiving dinners to those in need and 'Jo Adell Baseball Camp' for youth at his former high school (Ballard HS) in Louisville, KY.
- ◆ In January 2019, partnered with Reds' top prospect Hunter Greene for Inaugural Baseball and Leadership Camp in Inglewood, CA...Over 400 current/former professional baseball players, campers and coaches gathered for a free day of baseball, leadership and development for local youths.
- ◆ In first off-season as a professional in 2017, took 'Intro to Communications' at University of Louisville.
- ◆ As high school senior in 2017, batted .562 with 25 home runs, 61 RBI, 22 stolen bases and 53 runs...25 HR led nation and fell four shy of the all-time Kentucky High School record (was highest single-season total in state since introduction of BBCOR bats in 2012)...Ranked fourth in nation in slugging percentage (1.437) and seventh in RBI.
- ◆ Named Gatorade Kentucky Baseball Player of the Year...Ranked #14 prospect in nation for 2017 Amateur Draft by MLB.com, which also listed him under best tools of any outfielder/RHP in country...Became first player drafted directly out of a Louisville high school in first round since 2001...Had verbally committed to University of Louisville...Named a two-time Under Armour All-American...Fastball clocked in mid-90s range as a prep.
- ◆ Father, Scott, was an offensive lineman drafted in 12th round by New Orleans Saints in 1992...Mother, Nicole, is principal at Newburg Junior High School (Louisville, KY) where Jo has spoken to students on multiple occasions...Sister, Jessica, played softball at the University of Louisville and University of Tennessee (freshman year).
- ◆ Originally signed by Angels scout John Burden.

## MISCELLANEOUS STATS

### TWO-HR GAMES (3)

Aug. 26, 2022 vs. TOR

Sept. 5, 2021 vs. TEX

Aug. 29, 2020 vs. SEA

### CAREER GRAND SLAMS (2)

April 24, 2022 vs. BAL

Aug. 17, 2021 at DET

### CAREER WALK-OFF PLATE APPEARANCES (1)

Sept. 5, 2020 (G1) vs. HOU (2-RBI single; 7th)

## CAREER FIELDING

POS	PCT	G	PO	A	E	TC	DP
OF	.977	172	333	9	8	350	2

# 2024 LOS ANGELES ANGELS



## 13 EHIRE ADRIANZA

**BORN:** AUG. 21, 1989

**BIRTHPLACE:** GUARENAS, VZ

**MLB SERVICE:** 9 YEARS, 131 DAYS

**ACQUIRED:** SIGNED AS MINOR LEAGUE FREE AGENT, FEB. 17, 2024

**SIGNED THRU:** 2024; SIGNED ONE-YEAR CONTRACT; FEB. 17, 2024

**OPENING DAY AGE:** 34

**RESIDES:** MIAMI, FL

**INFIELDER**

**HEIGHT 6-1** **WEIGHT 200** **BATS S** **THROWS R**

### NON-ROSTER INVITEE

### ADRIANZA'S LIFETIME PLAYING RECORD

Year	Club	AVG	G	AB	R	H	2B	3B	HR	RBI	SH	SF	HBP	BB	IBB	SO	SB	CS	GDP	SLG	OBP	E
2006	— Giants (DSL)	.156	44	122	17	19	2	1	0	7	4	1	4	24	0	31	3	2	3	.189	.311	18
2007	— Giants (DSL)	.241	66	249	44	60	17	2	0	30	3	5	4	41	1	31	23	6	2	.325	.351	13
2008	— Giants (AZL)	.255	15	55	13	14	4	0	1	6	0	0	1	7	0	4	0	1	0	.382	.349	3
	Fresno	.500	2	6	2	3	1	0	0	0	0	0	0	2	0	1	0	0	0	.667	.625	0
	Salem-Keizer	.400	1	5	3	2	0	0	0	0	0	0	0	0	1	0	0	0	0	.400	.400	0
2009	— Augusta	.258	117	388	54	100	15	3	2	46	6	7	5	42	0	66	7	1	5	.327	.333	30
2010	— San Jose	.256	124	445	70	114	22	5	3	35	10	1	5	47	0	87	33	15	7	.348	.333	16
2011	— Augusta	.231	38	143	18	33	10	1	3	17	6	1	0	18	0	32	3	2	4	.378	.315	8
	San Jose	.300	56	230	34	69	24	3	3	27	1	2	6	23	0	46	5	1	3	.470	.375	10
2012	— Richmond	.220	127	451	51	99	22	5	3	32	13	3	4	41	2	90	16	4	10	.310	.289	17
2013	— Richmond	.237	73	249	31	59	12	0	2	23	4	2	4	32	0	45	11	6	5	.309	.331	6
	Fresno	.310	45	145	23	45	7	6	0	12	6	1	2	23	1	31	6	2	1	.441	.409	11
	SAN FRANCISCO	.222	9	18	3	4	1	0	1	3	1	0	0	1	0	5	0	0	1	.444	.263	1
2014	— SAN FRANCISCO	.237	53	97	10	23	6	0	0	5	2	1	1	5	1	22	1	1	2	.299	.279	2
	Fresno (1)	.316	6	19	6	6	0	0	1	1	1	0	0	2	0	4	0	0	0	.474	.381	2
2015	— Sacramento	.316	44	171	16	54	6	1	3	15	5	0	2	17	0	37	6	1	1	.415	.384	4
	SAN FRANCISCO	.186	52	113	11	21	7	1	0	11	2	0	4	15	0	20	3	2	2	.265	.303	3
2016	— SAN FRANCISCO	.254	40	63	3	16	2	0	2	7	4	0	2	2	0	13	0	1	0	.381	.299	2
	San Jose (1)	.333	9	33	8	11	3	0	5	11	0	1	0	2	0	4	0	0	1	.879	.361	0
	Sacramento (1)	.257	8	35	6	9	2	0	1	3	0	0	0	2	0	4	1	3	1	.400	.294	1
2017	— Fort Myers (1)	.400	3	15	5	6	2	0	0	1	0	0	0	0	0	1	0	0	0	.533	.400	0
	Rochester (1)	.216	10	37	1	8	0	0	0	3	1	0	0	6	0	11	0	1	1	.216	.326	0
	MINNESOTA	.265	70	162	30	43	9	2	2	24	1	6	1	16	1	25	8	1	0	.383	.324	3
2018	— MINNESOTA	.251	114	335	42	84	23	1	6	39	4	2	1	24	2	82	5	1	4	.379	.301	9
2019	— MINNESOTA	.272	84	202	34	55	8	3	5	22	2	4	6	20	1	40	0	2	2	.416	.349	8
2020	— MINNESOTA	.191	44	89	10	17	7	0	0	3	0	0	1	11	0	23	1	0	3	.270	.287	1
2021	— ATLANTA	.247	109	182	32	45	9	2	5	28	1	3	2	21	0	42	0	0	4	.401	.327	0
2022	— Harrisburg (1)	.438	6	16	3	7	1	0	1	1	0	0	1	3	0	3	0	0	0	.688	.550	2
	Rochester (1)	.294	5	17	3	5	1	0	1	4	1	0	1	1	0	4	1	0	0	.529	.368	0
	WASHINGTON	.179	31	84	5	15	2	0	0	7	0	1	1	8	0	22	1	0	2	.202	.255	1
	ATLANTA	.154	6	13	3	2	1	0	0	0	0	0	0	3	0	3	0	0	0	.231	.313	0
	Gwinnett (1)	.273	3	11	1	3	0	0	0	0	0	0	0	1	0	3	0	0	0	.273	.333	0
2023	— ATLANTA	.000	5	10	0	0	0	0	0	0	0	0	0	1	0	4	0	0	0	.000	.091	1
	Rome (1)	.316	7	19	3	6	2	0	0	4	0	1	0	4	0	2	1	0	0	.421	.417	1
	Gwinnett (1)	.143	8	28	1	4	2	0	0	0	0	0	0	2	0	3	0	0	1	.214	.200	0
<b>MAJOR TOTALS</b>		<b>.238</b>	<b>617</b>	<b>1368</b>	<b>183</b>	<b>325</b>	<b>75</b>	<b>9</b>	<b>21</b>	<b>149</b>	<b>17</b>	<b>17</b>	<b>19</b>	<b>127</b>	<b>5</b>	<b>301</b>	<b>19</b>	<b>8</b>	<b>20</b>	<b>.352</b>	<b>.308</b>	<b>31</b>
<b>A.L. TOTALS</b>		<b>.253</b>	<b>311</b>	<b>788</b>	<b>116</b>	<b>199</b>	<b>47</b>	<b>6</b>	<b>13</b>	<b>88</b>	<b>7</b>	<b>12</b>	<b>9</b>	<b>71</b>	<b>4</b>	<b>170</b>	<b>14</b>	<b>4</b>	<b>9</b>	<b>.377</b>	<b>.317</b>	<b>21</b>
<b>N.L. TOTALS</b>		<b>.217</b>	<b>305</b>	<b>580</b>	<b>67</b>	<b>126</b>	<b>28</b>	<b>3</b>	<b>8</b>	<b>61</b>	<b>10</b>	<b>5</b>	<b>10</b>	<b>56</b>	<b>1</b>	<b>131</b>	<b>5</b>	<b>4</b>	<b>11</b>	<b>.317</b>	<b>.295</b>	<b>10</b>
<b>MINOR TOTALS</b>		<b>.255</b>	<b>817</b>	<b>2889</b>	<b>413</b>	<b>736</b>	<b>155</b>	<b>27</b>	<b>29</b>	<b>278</b>	<b>61</b>	<b>25</b>	<b>39</b>	<b>340</b>	<b>4</b>	<b>540</b>	<b>117</b>	<b>45</b>	<b>45</b>	<b>.357</b>	<b>.339</b>	<b>142</b>

(1) rehab assignment

ADRIANZA

- Disabling Injuries:**
- 2023** — Right elbow inflammation; disabled May 5 - Sept. 25
  - 2022** — Left quad strain; disabled Sept. 16 - Sept. 24  
Disabled Aug. 12 - Aug. 22
  - 2019** — Abdominal issues; disabled June 18 (retro to June 17) - June 28
  - 2018** — Left hamstring strain; disabled July 2 - July 12
  - 2017** — Abdominal issues; disabled June 23 - July 4  
Right oblique strain; disabled March 31 (retro to March 30) - May 5
  - 2016** — Left toe fracture; disabled April 15 - Aug. 2
  - 2014** — Right hamstring strain; disabled July 25 - end of season  
Right hamstring strain; disabled June 23 (retro to June 22) - July 10

## 2023 SEASON

- ◆ Appeared in five games with **Braves** before being shut down with right elbow inflammation on May 5.
- ◆ Played in 37 total games on rehab assignment with High-A **Rome** and Triple-A **Gwinnett**, batting a combined .213 (10/47) with four runs scored, four RBI, and four doubles.

## CAREER HIGHLIGHTS

- ◆ Made Major League debut with Giants Sept. 8, 2013 vs. Arizona...Logged first career hit Sept. 14, 2013 vs. Dodgers with RBI double off Brandon League.
- ◆ Hit first career MLB home run May 30, 2018 at Yankees off Andy Pettitte.
- ◆ Has appeared at every position except for catcher at some point in 11-season MLB career.
- ◆ Won 2021 World Series as member of Atlanta Braves.

## POSTSEASON SUMMARY

- ◆ Has made appearances in two different postseasons...Has one hit in 11 postseason at-bats (.096), a double in Game 6 of the 2021 National League Championship Series against the Dodgers...All 11 postseason at-bats have come as a pinch hitter.
- ◆ Made postseason debut with Minnesota in **2017**...Struck out in only plate appearance in the Wild Card Game (vs. Yankees).
- ◆ Returned to the postseason with the Braves in **2021**...Posted a .100 (1/10) average with one run scored in 10 postseason games in Atlanta's title run.

### WILD CARD GAME TOTALS

Year	Club	Opp	AVG	G	AB	R	H	2B	3B	HR	RBI	SH	SF	HBP	BB	IBB	SO	SB	CS	GDP	SLG	OBP	E
2017	MIN	NYG	.000	1	1	0	0	0	0	0	0	0	0	0	0	0	1	0	0	0	.000	.000	0

### DIVISION SERIES TOTALS

Year	Club	Opp	AVG	G	AB	R	H	2B	3B	HR	RBI	SH	SF	HBP	BB	IBB	SO	SB	CS	GDP	SLG	OBP	E
2021	ATL	MIL	.000	3	3	0	0	0	0	0	0	0	0	0	0	0	1	0	0	0	.000	.000	-

### CHAMPIONSHIP SERIES TOTALS

Year	Club	Opp	AVG	G	AB	R	H	2B	3B	HR	RBI	SH	SF	HBP	BB	IBB	SO	SB	CS	GDP	SLG	OBP	E
2021	ATL	LAD	.167	6	6	1	1	1	0	0	0	0	0	0	0	0	2	0	0	0	.333	.167	-

### WORLD SERIES TOTALS

Year	Club	Opp	AVG	G	AB	R	H	2B	3B	HR	RBI	SH	SF	HBP	BB	IBB	SO	SB	CS	GDP	SLG	OBP	E
2021	ATL	HOU	.000	2	2	0	0	0	0	0	0	0	0	0	0	0	0	0	0	0	.000	.000	-

## CAREER TRANSACTIONS

- ◆ Apr. 26, 2006...Signed by **Giants** as international free agent.
- ◆ Jan. 31, 2017...Claimed off waivers by **Brewers** from **Giants**.
- ◆ Feb. 6, 2017...Claimed off waivers by **Twins** from **Brewers**.
- ◆ Jan. 26, 2021...Signed by **Braves** as minor league free agent.
- ◆ Mar. 14, 2022...Signed by **Nationals** to one-year contract.
- ◆ Aug. 1, 2022...Traded by **Nationals** to **Braves** for INF Trey Harris.
- ◆ Dec. 12, 2022...Signed by **Braves** as minor league free agent.
- ◆ Feb. 17, 2024...Signed by **Angels** as minor league free agent.

## PERSONAL/MISC

- ◆ Ehire Enrique Adrianza (pronounced eye-EE-ray aye-dree-ahn-zah).
- ◆ Is the godson of former Major League player and manager Ozzie Guillen...Adrianza has worn No. 13 in his career to honor Guillen.
- ◆ Married his childhood sweetheart, Vielimar, in 2011...The couple has one daughter, Ehimar and one son, Derek... Ehire missed Game 6 of the 2021 World Series, taking paternity leave to be with his wife during Derek's birth.

# 2024 LOS ANGELES ANGELS



## 31 TYLER ANDERSON

BORN: DEC. 30, 1989

OPENING DAY AGE: 34

BIRTHPLACE: LAS VEGAS, NV

RESIDES: SCOTTSDALE, AZ

MLB SERVICE: 8 YEARS, 65 DAYS

ACQUIRED: SIGNED AS FREE AGENT; NOV. 16, 2022

SIGNED THRU: 2025; SIGNED THREE-YEAR CONTRACT, NOV. 16, 2022

LHP

HEIGHT 6-2

WEIGHT 220

BATS L

THROWS L

### ANDERSON'S LIFETIME PITCHING RECORD

Year	Club	W-L	ERA	G	GS	CG	GF	SHO	SV	IP	H	R	ER	HR	HB	BB	IBB	SO	WP	BK	BAA
2012	Asheville	12-3	2.47	20	20	2	0	1	0	120.1	102	43	33	5	3	28	0	81	5	1	.232
2013	Modesto	3-2	3.25	13	13	0	0	0	0	74.2	62	34	27	10	2	24	0	63	3	0	.224
	Tri-City	1-1	0.60	3	3	0	0	0	0	15.0	9	6	1	0	0	3	0	13	2	0	.164
2014	Tulsa	7-4	1.98	23	23	0	0	0	0	118.1	91	37	26	3	4	40	0	106	8	3	.216
2015	COLORADO	INJURED — DID NOT PLAY																			
2016	Modesto (1)	0-0	4.91	1	1	0	0	0	0	3.2	2	2	2	0	0	5	0	6	0	0	.154
	Hartford	1-1	1.80	2	2	0	0	0	0	10.0	6	3	2	0	0	2	0	11	3	0	.167
	Albuquerque	1-1	2.12	3	3	0	0	0	0	17.0	15	4	4	1	0	6	0	13	2	1	.238
	COLORADO	5-6	3.54	19	19	0	0	0	0	114.1	119	50	45	12	3	28	2	99	4	3	.272
2017	COLORADO	6-6	4.81	17	15	0	1	0	0	86.0	88	48	46	16	2	26	0	81	6	2	.269
	Albuquerque (1)	0-2	4.38	4	2	0	0	0	0	12.1	14	6	6	0	0	4	0	13	0	0	.304
2018	COLORADO	7-9	4.55	32	32	0	0	0	0	176.0	165	94	89	30	3	59	1	164	9	2	.248
2019	COLORADO	0-3	11.76	5	5	0	0	0	0	20.2	33	27	27	8	0	11	0	23	0	1	.363
2020	SAN FRANCISCO	4-3	4.37	13	11	1	0	0	0	59.2	58	32	29	5	4	25	0	41	1	0	.256
2021	PITTSBURGH	5-8	4.35	18	18	0	0	0	0	103.1	99	52	50	16	1	25	0	86	0	0	.251
	SEATTLE	2-3	4.81	13	13	0	0	0	0	63.2	71	35	34	11	0	13	2	48	1	1	.280
2022	LOS ANGELES (NL)	15-5	2.57	30	28	0	0	0	0	178.2	145	57	51	14	9	34	0	138	6	0	.221
2021	LAA	6-6	5.43	27	25	0	0	0	0	141.0	146	90	85	20	7	64	1	119	6	2	.266
<b>MAJOR TOTALS</b>		<b>50-49</b>	<b>4.35</b>	<b>174</b>	<b>166</b>	<b>1</b>	<b>1</b>	<b>0</b>	<b>0</b>	<b>943.1</b>	<b>924</b>	<b>485</b>	<b>456</b>	<b>132</b>	<b>29</b>	<b>285</b>	<b>6</b>	<b>799</b>	<b>33</b>	<b>11</b>	<b>.257</b>
<b>A.L. TOTALS</b>		<b>8-9</b>	<b>5.23</b>	<b>40</b>	<b>38</b>	<b>0</b>	<b>0</b>	<b>0</b>	<b>0</b>	<b>204.2</b>	<b>217</b>	<b>125</b>	<b>119</b>	<b>31</b>	<b>7</b>	<b>77</b>	<b>3</b>	<b>167</b>	<b>7</b>	<b>3</b>	<b>.270</b>
<b>N.L. TOTALS</b>		<b>42-40</b>	<b>4.11</b>	<b>134</b>	<b>128</b>	<b>1</b>	<b>1</b>	<b>0</b>	<b>0</b>	<b>738.2</b>	<b>707</b>	<b>360</b>	<b>337</b>	<b>101</b>	<b>22</b>	<b>208</b>	<b>3</b>	<b>632</b>	<b>26</b>	<b>8</b>	<b>.253</b>
<b>MINOR TOTALS</b>		<b>25-14</b>	<b>2.45</b>	<b>69</b>	<b>67</b>	<b>2</b>	<b>0</b>	<b>1</b>	<b>0</b>	<b>371.1</b>	<b>301</b>	<b>135</b>	<b>101</b>	<b>19</b>	<b>9</b>	<b>112</b>	<b>0</b>	<b>306</b>	<b>23</b>	<b>5</b>	<b>.223</b>

(1) rehab assignment

**Disabling Injuries:** **2023** — Left knee pain; disabled Sept. 24 (retro to Sept. 21) - end of season  
**2019** — Left knee chondral defect; disabled May 22 - end of season  
Left knee inflammation; disabled April 7 - April 22  
**2017** — Left knee inflammation; disabled June 26 - Sept. 10  
Left knee inflammation; disabled June 4 (retro to June 1) - June 22  
**2016** — Oblique strain; disabled Apr. 3 - May 28  
**2015** — Left elbow stress fracture; disabled July 10 - end of season

### 2023 SEASON

- ◆ Pitched to a 6-6 record and 5.43 ERA (141.0 IP - 85 ER) with 119 strikeouts against 64 walks in 27 games (25 starts) in his first season with the **Angels**.
- ◆ Posted a 3.28 ERA (24.2 IP - 9 ER) with 20 strikeouts across July five games (four starts), and posted a 2.66 ERA (20.1 IP - 6 ER) with 15 strikeouts in his four starts in the month.
- ◆ Tossed a season-long 8.0 innings and allowed just two runs on four hits, one walk, and four strikeouts in Sept. 9 start against the Guardians.
- ◆ Took a no-decision in seven consecutive starts from April 8 - May 18, tied for the second-longest streak in franchise history (Eight straight no-decisions; Jim McGlothlin from 1966-1967).
- ◆ Earned the win in Angels debut on April 2 at Oakland after working 6.0 shutout frames, allowing four hits and two walks with four strikeouts.

ANDERSON



## CAREER HIGHLIGHTS

- ◆ Enters ninth Major League season in 2024 and second year of a three-year contract with Angels...Has pitched in 174 career MLB games (166 starts) with Rockies (2016-2019), Giants (2020), Pirates (2021), Mariners (2021), Dodgers (2022), and the Angels (2023).
- ◆ Made first career All-Star game in 2022 as a member of the Dodgers...Finished 2022 with career-bests in ERA (2.57), WHIP (1.00), and opponent average (.221).
- ◆ Tossed first career complete game, Aug. 22, 2020 vs. Arizona as a member of Giants, allowing one run (unearned) on three hits with four strikeouts.
- ◆ Recorded consecutive outings of 8.0 scoreless innings on June 29, 2018 at Dodgers and July 4, 2018 vs. Giants.
- ◆ Made first Opening Day roster with Colorado in 2017 and has done so each subsequent season.
- ◆ In 2017, recorded second-lowest ERA (3.54) by a Colorado rookie pitcher (minimum 100 IP).
- ◆ On July 9, 2016 vs. Philadelphia, became second player in Rockies history to record his first Major League win and hit a home run in the same game, joining Jason Jennings (MLB debut - Aug. 23, 2001 at New York (N.L.).
- ◆ Made Major League debut with Colorado, June 12, 2016 vs. San Diego.

## MAJOR LEAGUE SUMMARY

### 2022

- ◆ Across 30 games (28 starts) for **Dodgers**, produced a 15-5 record with 2.57 ERA (178.2 IP - 51 ER) with 138 strikeouts against just 34 walks.
- ◆ Held a 1.00 WHIP and limited opponents to a .221 average on the year.
- ◆ Tossed 5.0+ innings in 26 of his 28 starts...Tallied season-high 10 strikeouts Oct. 2 vs. Colorado; third 10-strikeout game of career (also 8/24/16 at MIL and 5/6/17 vs. ARI - both as member of Rockies).
- ◆ Led Dodgers staff with 178.2 IP (career-high) and ranked third with 15 wins (career-high), second with 28 starts, and second with 138 strikeouts...Also had career-bests in ERA (2.57), WHIP (1.00) and opponent average (.221).
- ◆ Made first career All-Star game, but did not pitch in the game.
- ◆ Posted a 3-0 record with a 1.11 ERA (32.1 IP - 4 ER) and 24 strikeouts in July.
- ◆ Took a no-hitter into 9th inning of June 15 start vs. Angels, walking two and striking out eight...Shohei Ohtani's one out triple in the 9th inning originally broke up the no-hit bid; following the game, an official scoring change overturned an error call, resulting in Jared Walsh breaking up the no-hitter with a 7th inning infield single.

### 2021

- ◆ Split season between **Pirates** and **Mariners**, totaling 31 starts between both clubs.
- ◆ Began year with Pittsburgh, where he appeared in 18 starts and posted a 1.20 WHIP, before being dealt to Seattle, July 27, for two prospects, C Carter Bins and RHP Joaquin Tejada.
- ◆ Went a season-high 8.0 innings May 9 at Chicago (N.L.) during his time with the Pirates.
- ◆ Registered a season-high seven strikeouts in five different starts (four with Pirates), his last coming Sept. 20 at Oakland.
- ◆ Held righties to a .261 (127/486) average in 126.2 IP along with tallying 108 of 134 strikeouts against right-handed batters.

### 2020

- ◆ In only season with **Giants**, ranked second on San Francisco's staff in wins and starts and tied for second in innings pitched.
- ◆ Recorded four starts without allowing an earned run, becoming one of just five pitchers in MLB to record 4+ games of at least 5.0 innings pitched and no earned runs allowed, along with Cleveland's Shane Bieber (6), Kansas City's Brad Keller (5), Milwaukee's Corbin Burnes (4) and St. Louis' Kwang Hyun Kim...(4).
- ◆ Tossed first career complete game Aug. 22 vs. Arizona, allowing one run (unearned) on three hits with four strikeouts.
- ◆ Made two relief appearances (July 29 vs. San Diego & Aug. 2 vs. Texas) during the first two weeks of the season.
- ◆ Was ejected from game on Sept. 17 vs. Seattle in bottom of 3rd inning for arguing balls and strikes (second career ejection and first since 2016).
- ◆ Went 3-0 with a 2.75 ERA (19.2 IP - 6 ER) in his last four games of the season, including two starts with no earned runs allowed.

### 2019

- ◆ Made third career Opening Day roster with **Rockies** in his fourth Major League season.
- ◆ Totaled five starts before missing remainder of the season due to a left knee injury.
- ◆ On April 28 at Atlanta, became fifth Rockies pitcher to record at least nine strikeouts in fewer than 5.0 innings pitched.
- ◆ Placed on the 10-day injured list April 7 after making two starts...Was reinstated April 22 and made three starts additional starts before being optioned to Triple-A Albuquerque May 4...Recalled and placed on 60-day injured list May 22 with a left-knee chondral defect.
- ◆ Underwent season-ending left knee surgery June 11, to correct a chondral defect.

# 2024 LOS ANGELES ANGELS

## 2018

- ◆ Set professional career highs in starts (32) and strikeouts (164) in third season with **Rockies**.
- ◆ Went 6-3 with a 3.72 ERA (113.2 IP - 47 ER) in 20 starts in first half.
- ◆ Recorded consecutive outings of 8.0 scoreless innings June 29 at Los Angeles (N.L.) and July 4 vs. San Francisco... Was third pitcher in Colorado history to record consecutive outings of 8.0+ scoreless innings (also: Ubaldo Jiménez, May 26-31, 2010 and Jason Marquis, June 30 - July 6, 2009)...First Rockies pitcher to accomplish that feat while allowing four or fewer hits in each start and first MLB pitcher to do so since Jake Arrieta, Aug. 30 - Sept. 5, 2015.
- ◆ Pitched 7.2 shutout innings in final start of regular season Sept. 30 vs. Washington...Marked third start of season with 7.2+ shutout innings, marking the most such starts for a Rockies pitcher since Ubaldo Jiménez in 2010.

## 2017

- ◆ With **Rockies**, made first career Opening Day roster and went 6-6 with a 4.81 ERA (86.0 IP - 46 ER) across 17 appearances (15 starts).
- ◆ Had two relief appearances (June 22 vs. Arizona and Sept. 11 at Arizona), which were the first of his professional career...Went 1-0 and pitched 5.0 scoreless innings across the two bullpen outings.
- ◆ Had two different stints on disabled list...Initially placed on Colorado's 10-day disabled list June 4 (retroactive to June 1) with left knee inflammation...Reinstated June 22 but made just two appearances (one start) before being placed back on IL June 26.
- ◆ Underwent arthroscopic surgery on left knee July 3 and was transferred to the 60-day DL July 26.
- ◆ After being reinstated from IL Sept. 10, was 3-1 with a 1.19 ERA (22.2 IP - 3 ER), three walks and 18 strikeouts in four appearances (three starts).
- ◆ Pitched 7.0 scoreless innings in last start of season, Sept. 26 vs. Miami; was longest scoreless outing of his career, to date.

## 2016

- ◆ Began season on 15-day disabled list after straining his oblique in Spring Training.
- ◆ Made one rehab start for High-A **Modesto** May 8, before being reinstated and optioned to Double-A **Hartford**... After two starts with Yard Goats, was transferred to Triple-A **Albuquerque**, May 26 where he made three starts before being recalled by Colorado June 11 and would spend rest of the season in Majors.
- ◆ Made Major League debut with **Rockies** June 12 vs. San Diego (ND; 6.1 IP, 6 H, 1 ER, 0 BB, 6 SO).
- ◆ Finished year with a 3.54 ERA (114.1 IP - 45 ER) in 19 total starts for Colorado...The ERA was second-lowest by a rookie in franchise history (minimum 100 IP)...Only lower ERA belongs to Jhoulys Chacin (3.28 ERA in 2010).
- ◆ After his recall, ranked among MLB rookie pitchers in FIP (3.64; 1st), innings pitched (114.1; 1st), ERA (3.54; 2nd), starts (19; T3rd) and strikeouts (99; 4th).
- ◆ Earned first career win July 9 vs. Philadelphia (W; 6 IP, 9 H, 2 ER, 0 BB, 6 SO) and went 2-for-2 with a home run and two RBI...Recorded a single in 3rd inning for his first Major League hit and hit his first Major League home run in his next at-bat (both hits came off Philadelphia's Jerad Eickhoff); only homer by a Rockies pitcher in 2016... Became second Rockies pitcher to record his first Major League win, hit and home run in same game since Jason Jennings did so Aug. 23, 2001 at New York (N.L.)...Became second active pitcher to accomplish the feat, joining Kenta Maeda, April 6, 2016 at San Diego.

## 2015

- ◆ Had contract selected by **Rockies** Nov. 20, 2014 but missed entire 2015 season due to a left elbow injury.

## POSTSEASON SUMMARY

- ◆ Made postseason debut in **2017** with **Rockies** and pitched 1.0 inning of relief in National League Wild Card Game at Arizona, allowing two runs on two hits, including one home run.
- ◆ Made first career postseason start in **2018** with **Rockies** in Game 2 of NLDS at Milwaukee...Pitched 6.0 innings and allowed one run on four hits with two walks and five strikeouts, but took losing decision in Brewers 4-0 victory.
- ◆ In **2022**, with **Dodgers** worked 5.0 scoreless innings in start in Game 4 of NLDS at San Diego...Allowed two hits and two walks with six strikeouts in Padres 5-3 win.

### WILD CARD TOTALS

Year	Club, Opp.	W-L	ERA	G	GS	CG	SHO	SV	IP	H	R	ER	BB	SO
2017	COL, ARI	0-0	18.00	1	0	0	0	0	1.0	2	2	2	0	1
2018	COL, CHC													
<b>Totals</b>		<b>0-0</b>	<b>18.00</b>	<b>1</b>	<b>0</b>	<b>0</b>	<b>0</b>	<b>0</b>	<b>1.0</b>	<b>2</b>	<b>2</b>	<b>2</b>	<b>0</b>	<b>1</b>

### DIVISION SERIES TOTALS

Year	Club, Opp.	W-L	ERA	G	GS	CG	SHO	SV	IP	H	R	ER	BB	SO
2018	COL, MIL	0-1	1.50	1	1	0	0	0	6.0	4	1	1	2	5
2022	LAD, SD	0-0	0.00	1	1	0	0	0	5.0	2	0	0	2	6
<b>Totals</b>		<b>0-1</b>	<b>0.82</b>	<b>2</b>	<b>2</b>	<b>0</b>	<b>0</b>	<b>0</b>	<b>11.0</b>	<b>6</b>	<b>1</b>	<b>1</b>	<b>4</b>	<b>11</b>

## NOTABLE MINOR LEAGUE AWARDS AND HONORS

- ◆ **2014** Texas League Pitcher of the Year...Texas League Post-Season All-Star...MiLB.com Organization All-Star...*Baseball America* Double-A All-Star.
- ◆ **2013** MiLB.com Organization All-Star.
- ◆ **2012** South Atlantic League Post-Season All-Star...MiLB.com Organization All-Star...South Atlantic League Pitcher of the Week (July 23-29).

## CAREER TRANSACTIONS

- ◆ June 5, 2008...Selected by **Twins** in 50th round of First-Year Player Draft (did not sign).
- ◆ June 6, 2011...Selected by **Rockies** in first round (20th overall) of First-Year Player Draft (signed Aug. 15, 2011).
- ◆ Oct. 30, 2019...Claimed off waivers from **Rockies** by **Giants**.
- ◆ Dec. 3, 2019...Signed by **Giants** to one-year contract.
- ◆ Feb. 17, 2021...Signed by **Pirates** to one-year contract.
- ◆ July 28, 2021...Traded by **Pirates** to **Mariners** for minor league C Carter Bins and RHP Joaquin Tejada.
- ◆ March 18, 2022...Signed by **Dodgers** to one-year contract.
- ◆ Nov. 16, 2022...Signed by **Angels** to three-year contract.

## PERSONAL/MISC

- ◆ Tyler John Anderson.
- ◆ Wife's name is Taitym...Has two daughters Halleigh and Brinkleigh and a son, Tucker.
- ◆ Is a 2008 graduate of Spring Valley HS (Las Vegas, NV)...Was a Little League teammate with nine-year MLB veteran LHP Chasen Shreve.
- ◆ Studied political science at University of Oregon, where he was part of Oregon's original class as the Ducks brought back baseball for 2009 after the program was discontinued following the 1981 season...Earned Pac-10 All-Conference honors in 2010 and 2011.
- ◆ Played for Team USA's Collegiate National team, helping USA win a Silver Medal at the FISU World Championships.
- ◆ His father, John, played baseball collegiately and professionally.
- ◆ Enjoys playing golf...Favorite food is Mexican.
- ◆ Originally signed by Rockies scout Jesse Retzlaff.

## MAJOR LEAGUE HITTING TOTALS

	AVG	AB	R	H	2B	3B	HR	RBI	SH	SF	HBP	BB	IBB	SO	SB	CS	GDP	SLG	OBP
CAREER	.095	158	11	15	0	0	2	5	16	0	1	9	0	94	0	0	3	.133	.149

## CAREER FIELDING

POS	PCT	G	PO	A	E	TC	DP
P	.940	174	48	139	12	199	13

## ANDERSON'S CAREER HIGHS

	SEASON	GAME
Wins	15 — 2022	SO 10 — 3 times; last, 10/2/22 vs. COL
Losses	11 — 2021	IP 9.0 — 8/22/20 vs. ARI
ERA	2.57 — 2022	R & ER 9 — 3 times; last, 9/25/21 at LAA
IP	178.2 — 2022	BB 6 — 4/15/18 at WSH
SO	164 — 2018	H 11 — 5/30/17 vs. SEA
Win Streak	8 — 4/15/22-6/15/22	

# 2024 LOS ANGELES ANGELS



## 40 SAM BACHMAN

**BORN:** SEPT. 30, 1999      **OPENING DAY AGE:** 24  
**BIRTHPLACE:** INDIANAPOLIS, IN      **RESIDES:** FISHERS, IN  
**MLB SERVICE:** 129 DAYS  
**ACQUIRED:** SELECTED IN FIRST ROUND (NINTH OVERALL) OF 2021 FIRST-YEAR PLAYER DRAFT  
**SIGNED THRU:** 2024; UNDER CLUB CONTROL; 0/3 OPTIONS USED

**RHP**      **HEIGHT** 6-1      **WEIGHT** 235      **BATS** R      **THROWS** R

### BACHMAN'S LIFETIME PITCHING RECORD

Year	Club	W-L	ERA	G	GS	CG	GF	SHO	SV	IP	H	R	ER	HR	HB	BB	IBB	SO	WP	BK	BAA
2021	— Tri-City	0-2	3.77	5	5	0	0	0	0	14.1	13	7	6	1	1	4	0	15	0	0	.245
2022	— Rocket City	1-1	3.92	12	12	0	0	0	0	43.2	41	24	19	4	3	25	0	30	3	0	.248
2023	— Rocket City	3-2	5.81	6	6	0	0	0	0	26.1	15	18	17	3	4	20	0	29	4	0	.163
	LAA	1-2	3.18	11	0	0	4	0	1	17.0	17	7	6	0	1	11	1	14	3	0	.262
<b>MAJOR TOTALS</b>		<b>1-2</b>	<b>3.18</b>	<b>11</b>	<b>0</b>	<b>0</b>	<b>4</b>	<b>0</b>	<b>1</b>	<b>17.0</b>	<b>17</b>	<b>7</b>	<b>6</b>	<b>0</b>	<b>1</b>	<b>11</b>	<b>1</b>	<b>14</b>	<b>3</b>	<b>0</b>	<b>.262</b>
<b>MINOR TOTALS</b>		<b>4-5</b>	<b>4.48</b>	<b>23</b>	<b>23</b>	<b>0</b>	<b>0</b>	<b>0</b>	<b>0</b>	<b>84.1</b>	<b>69</b>	<b>49</b>	<b>42</b>	<b>8</b>	<b>8</b>	<b>49</b>	<b>0</b>	<b>74</b>	<b>7</b>	<b>0</b>	<b>.223</b>

Disabling Injuries: 2023 — Right shoulder inflammation; disabled July 14 (retro to July 11) - end of season

### 2023 SEASON

- ◆ Went 3-2 with a 5.81 ERA (26.1 IP - 17 ER) and 29 strikeouts in six starts for Double-A **Rocket City** this season and held batters to a .163 (15/92) average.
- ◆ Had contract selected by the **Angels** May 26, and made Major League debut in relief that night against Miami.
- ◆ Notched first Major League win June 12 at Texas after pitching two scoreless innings out of the bullpen.
- ◆ Locked down first professional save June 16 at Kansas City with two perfect innings of relief.
- ◆ Had 12-inning scoreless streak across eight games from May 26 - June 23.
- ◆ Placed on injured list with right shoulder inflammation July 14 (retro to July 11) and missed rest of season.

### CAREER HIGHLIGHTS

- ◆ Made Major League debut May 26, 2023 vs. Miami.
- ◆ As the ninth overall selection in 2021 Draft, became the Angels highest drafted player since Troy Glaus was the third overall pick in the 1997 Draft.
- ◆ Enters 2024 ranked by *Baseball America* as Angels #5 prospect (#2 pitcher) and has the best rated slider in Angels system.
- ◆ Earned First-Team All-MAC honors as a freshman in 2019, in addition to being named a Freshman All-American and MAC Freshman of the Year.

### CAREER TRANSACTIONS

- ◆ July 11, 2021...Selected by **Angels** in first round (ninth overall) of First-Year Player Draft (signed July 19, 2021).

### PERSONAL/MISC


- ◆ Samuel Duane Bachman (pronounced BOCK-min)...On Twitter: @SamBachman6.
- ◆ Graduated from Miami University (OH) with a bachelor's degree in integrated studies on January 27, 2024.
- ◆ At Miami, pitched three seasons and was a two-time First-Team All-MAC honoree...In junior year, had a 1.81 ERA (59.2 IP - 12 ER) and 93 strikeouts in 12 starts; his ERA ranked seventh among qualified NCAA Division I pitchers.
- ◆ Was first ever Miami player to be selected in the first round of Major League Baseball Draft.
- ◆ Attended Hamilton Southeastern HS (Fishers, IN) where he was a two-year letterwinner at pitcher...Made 21 career appearances, striking out 100 of 307 batters faced.
- ◆ Originally signed by Angels scout John Burden.

### CAREER FIELDING

POS	PCT	G	PO	A	E	TC	DP
P	1.000	11	0	1	0	1	0

BACHMAN





# 71 KELVIN CÁCERES

▶ BORN: JAN. 26, 2000      OPENING DAY AGE: 23  
 BIRTHPLACE: SANTIAGO, DR      RESIDES: SANTIAGO, DR  
 MLB SERVICE: 5 DAYS  
 ACQUIRED: SIGNED AS INTERNATIONAL FREE AGENT, MAY 15, 2018  
 SIGNED THRU: 2024; UNDER CLUB CONTROL; 0/3 OPTIONS USED

▶ RHP

▶ HEIGHT 6-1    ▶ WEIGHT 205    ▶ BATS R    ▶ THROWS R

## CÁCERES' LIFETIME PITCHING RECORD

Year	Club	W-L	ERA	G	GS	CG	GF	SHO	SV	IP	H	R	ER	HR	HB	BB	IBB	SO	WP	BK	BAA
2018	Angels (DSL)	2-7	4.98	14	10	0	0	0	0	47.0	39	29	26	5	3	18	0	32	8	2	.215
2019	Angels (AZL)	1-0	3.82	10	6	0	1	0	0	35.1	26	22	15	1	2	26	0	34	5	0	.198
2020	DID NOT PLAY - No Minor League Season																				
2021	Angels (ACL)	0-2	4.30	7	6	0	0	0	0	29.1	24	16	14	2	5	21	0	42	6	1	.218
	Inland Empire	0-4	9.16	9	2	0	1	0	0	18.2	18	24	19	0	4	27	1	23	3	0	.247
2022	Inland Empire	3-2	3.84	36	5	0	11	0	4	77.1	46	46	33	5	11	54	0	117	15	0	.170
2023	Tri-City	0-0	2.45	11	0	0	10	0	5	11.0	8	4	3	0	0	5	1	21	3	0	.205
	Rocket City	5-1	5.61	34	0	0	10	0	2	33.2	30	21	21	3	5	22	2	53	8	1	.229
	Salt Lake	1-0	0.90	7	0	0	4	0	1	10.0	5	1	1	0	1	5	0	11	1	0	.152
	LAA	0-0	6.75	2	0	0	2	0	0	1.1	2	1	1	0	0	2	0	1	1	0	.400
<b>MAJOR TOTALS</b>		<b>0-0</b>	<b>6.75</b>	<b>2</b>	<b>0</b>	<b>0</b>	<b>2</b>	<b>0</b>	<b>0</b>	<b>1.1</b>	<b>2</b>	<b>1</b>	<b>1</b>	<b>0</b>	<b>0</b>	<b>2</b>	<b>0</b>	<b>1</b>	<b>1</b>	<b>0</b>	<b>.400</b>
<b>MINOR TOTALS</b>		<b>12-16</b>	<b>4.53</b>	<b>128</b>	<b>29</b>	<b>0</b>	<b>37</b>	<b>0</b>	<b>12</b>	<b>262.1</b>	<b>196</b>	<b>163</b>	<b>132</b>	<b>16</b>	<b>31</b>	<b>178</b>	<b>4</b>	<b>333</b>	<b>49</b>	<b>4</b>	<b>.202</b>

## 2023 SEASON

- ◆ Contract selected by **Angels**, Sept. 27...Made Major League debut that night vs. Texas.
- ◆ Began season with High-A **Tri-City**...Appeared in 11 games with a 2.45 ERA (11 IP - 3 ER) before being promoted.
- ◆ Pitched in 34 games for Double-A **Rocket City**, compiling a career-best 5-1 record along with a 5.61 ERA (33.2 IP - 21 ER).
- ◆ Promoted to Triple-A **Salt Lake** Sept. 1...Went 1-0 with a career-best 0.90 ERA (10 IP - 1 ER) across seven games.

## CAREER HIGHLIGHTS

- ◆ Made Major League debut Sept. 27 vs. Texas.
- ◆ 2023 MiLB Organizational All-Star.
- ◆ 2022 California League Pitcher of the Week (June 5)...2022 California League Pitcher of the Week (July 10).

## CAREER TRANSACTIONS

- ◆ May 15, 2018...Signed by **Angels** as international free agent.

## PERSONAL/MISC

- ◆ Kelvin Jose Cáceres (pronounced kel-VEEN KA-seh-res)...On Instagram: @kca26\_
- ◆ Originally signed by Angels scout Jochy Cabrera.



CÁCERES

# 2024 LOS ANGELES ANGELS



## 5 WILLIE CALHOUN

**BORN:** NOV. 4, 1994  
**BIRTHPLACE:** VALLEJO, CA  
**MLB SERVICE:** 4 YEARS, 9 DAYS  
**ACQUIRED:** SIGNED AS MINOR LEAGUE FREE AGENT, DEC. 7, 2023  
**SIGNED THRU:** 2024; UNDER CLUB CONTROL; 3/3 OPTIONS USED

**OPENING DAY AGE:** 29  
**RESIDES:** BENICIA, CA

▶ **OUTFIELDER**

▶ **HEIGHT** 5-8 ▶ **WEIGHT** 200 ▶ **BATS** L ▶ **THROWS** R

### NON-ROSTER INVITEE

### CALHOUN'S LIFETIME PLAYING RECORD

Year	Club	AVG	G	AB	R	H	2B	3B	HR	RBI	SH	SF	HBP	BB	IBB	SO	SB	CS	GDP	SLG	OBP	E
2015	Ogden	.278	38	151	28	42	13	1	7	26	0	1	0	23	0	18	2	1	2	.517	.371	10
	Great Lakes	.393	15	61	9	24	3	0	1	8	0	0	0	5	0	7	0	0	2	.492	.439	3
	R. Cucamonga	.329	20	73	11	24	7	0	3	14	0	1	1	7	0	13	0	0	2	.548	.390	5
2016	Tulsa	.254	132	503	75	128	25	1	27	88	1	6	5	45	3	65	0	0	15	.469	.318	21
	Oklahoma City	.298	99	373	64	111	24	5	23	67	0	4	1	36	3	49	3	2	7	.574	.357	6
2017	Round Rock	.310	29	113	16	35	3	1	8	26	1	0	0	6	1	12	1	0	3	.566	.345	0
	TEXAS	.265	13	34	3	9	0	0	1	4	0	0	1	2	0	7	0	0	0	.353	.324	1
2018	Round Rock	.294	108	432	66	127	32	0	9	47	0	0	6	32	5	47	4	0	10	.431	.351	3
	TEXAS	.222	35	99	8	22	5	0	2	11	0	2	1	6	0	24	0	0	2	.333	.269	2
2019	Nashville	.297	41	138	23	41	8	0	8	28	1	0	1	32	0	24	1	1	4	.529	.433	3
	TEXAS	.269	83	309	51	83	14	1	21	48	0	2	3	23	0	53	0	0	5	.524	.323	1
2020	TEXAS	.190	29	100	3	19	2	1	1	13	0	2	1	5	0	17	0	0	1	.260	.231	0
	TEXAS	.250	75	260	26	65	10	3	6	25	0	1	2	21	0	34	0	2	6	.381	.310	0
2021	Rangers (ACL)	.353	5	17	4	6	2	0	1	5	0	0	0	3	0	3	0	0	0	.647	.450	0
	Round Rock	.000	2	6	1	0	0	0	0	0	0	0	0	1	0	1	0	0	0	.000	.143	0
	TEXAS	.136	18	44	7	6	3	0	1	2	0	0	1	8	0	6	0	0	1	.273	.283	0
2022	Round Rock	.217	21	83	18	18	1	0	5	20	0	2	0	6	0	13	0	0	3	.410	.264	1
	Sacramento	.291	42	148	24	43	9	0	5	23	0	1	2	19	0	22	0	0	3	.453	.376	0
	SAN FRANCISCO	.125	4	8	0	1	0	0	0	1	0	0	0	1	0	2	0	0	1	.125	.222	0
2023	Scranton/WB	.333	5	21	1	7	2	0	0	2	0	0	0	1	0	3	0	0	0	.429	.364	0
	NEW YORK (A.L.)	.239	44	134	16	32	7	0	5	16	0	1	0	14	1	20	0	0	2	.403	.309	0
	Somerset (1)	.227	6	22	1	5	0	0	1	2	0	0	0	1	0	2	0	0	0	.364	.261	0
<b>MAJOR TOTALS</b>		<b>.240</b>	<b>301</b>	<b>988</b>	<b>114</b>	<b>237</b>	<b>41</b>	<b>5</b>	<b>37</b>	<b>120</b>	<b>0</b>	<b>8</b>	<b>9</b>	<b>80</b>	<b>1</b>	<b>163</b>	<b>0</b>	<b>2</b>	<b>18</b>	<b>.404</b>	<b>.300</b>	<b>4</b>
<b>A.L. TOTALS</b>		<b>.241</b>	<b>297</b>	<b>980</b>	<b>114</b>	<b>236</b>	<b>41</b>	<b>5</b>	<b>37</b>	<b>119</b>	<b>0</b>	<b>8</b>	<b>9</b>	<b>79</b>	<b>1</b>	<b>161</b>	<b>0</b>	<b>2</b>	<b>17</b>	<b>.406</b>	<b>.301</b>	<b>4</b>
<b>N.L. TOTALS</b>		<b>.125</b>	<b>4</b>	<b>8</b>	<b>0</b>	<b>1</b>	<b>0</b>	<b>0</b>	<b>1</b>	<b>0</b>	<b>0</b>	<b>0</b>	<b>1</b>	<b>0</b>	<b>2</b>	<b>0</b>	<b>0</b>	<b>0</b>	<b>1</b>	<b>.125</b>	<b>.222</b>	<b>0</b>
<b>MINOR TOTALS</b>		<b>.285</b>	<b>563</b>	<b>2141</b>	<b>341</b>	<b>611</b>	<b>129</b>	<b>8</b>	<b>98</b>	<b>356</b>	<b>3</b>	<b>15</b>	<b>16</b>	<b>217</b>	<b>12</b>	<b>279</b>	<b>11</b>	<b>4</b>	<b>51</b>	<b>.490</b>	<b>.353</b>	<b>39</b>

(1) rehab assignment

**Disabling Injuries:** 2023 — Left quad strain; disabled June 22 - July 28

### 2023 SEASON

- ◆ Contract selected by **Yankees** April 8, following five games with Triple-A **Scranton** to begin the season.
- ◆ Made first start for NYY on April 10 at Cleveland, recorded his first hit as a Yankee.
- ◆ Made his first career Major League appearance in right field on April 13 vs. Minnesota.
- ◆ Homered in back-to-back games for the third time in his career from May 2-3 (also May 15-16, 2019 and Aug. 23-24, 2019 with Texas).
- ◆ Reached base in eight straight games from May 21-30, hitting .357/.438/.500 (10/28) with six runs, four doubles, four walks, and four RBI over that span.
- ◆ Recorded multiple hits in three straight games for the second time in his career from May 28-30 (also three games from May 15-17, 2019).
- ◆ Was placed on Yankees 10-day injured list with a left quad strain June 22...Appeared in six rehab games with Double-A **Somerset**...Returned from rehab, reinstated from injured list and designated for assignment July 28.

CALHOUN

## CAREER HIGHLIGHTS

- ◆ Made Major League debut with Texas on Sept. 12, 2017 and recorded his first hit in his first plate appearance with a single off Marco Gonzales.
- ◆ Hit first career Major League home run on Sept. 27, 2017 off of Justin Verlander (HOU).
- ◆ Knocked career-high 21 home runs in 83 games in 2019, alongside career-bests in runs (51), doubles (14), RBI (48), walks (23), and OPS (.848).
- ◆ Reached base safely in 66 of 76 starts in 2019, including in 15 straight to start the season.
- ◆ Hit two leadoff home runs in 2021 (May 13, Oct. 2).

## NOTABLE MINOR LEAGUE AWARDS AND HONORS

- ◆ **2016** Futures Game Selection...Texas League Mid-Season All-Star...Texas League Post-Season All-Star...Texas League Player of the Week for May 29...Texas League Player of the Week for June 12...Arizona Fall League Rising Star.
- ◆ **2015** Pioneer League Mid-Season All-Star

## CAREER TRANSACTIONS

- ◆ June 8, 2013...Selected by **Rays** in 17th round of First-Year Player Draft (did not sign).
- ◆ June 9, 2015...Selected by **Dodgers** in fourth round of First-Year Player Draft (signed June 15, 2015).
- ◆ July 31, 2017...Traded by **Dodgers** with RHP A.J. Alexy and INF Brendon Davis to **Rangers** for RHP Yu Darvish.
- ◆ Jan. 12, 2023...Signed by **Yankees** as minor league free agent.
- ◆ Dec. 7, 2023...Signed by **Angels** as minor league free agent.

## PERSONAL/MISC

- ◆ Willie Shawn Lamont Calhoun.
- ◆ Nickname is June (short for Junior)... Father, Willie Sr., is a corrections officer at San Quentin State Prison in California.
- ◆ Honored by Dallas/Fort Worth chapter of BBWAA as the 2019 recipient of the Richard Durrett Hardest Working Man Award.
- ◆ Participated in numerous community events during time with Rangers organization, including workouts at the Texas Rangers MLB Youth Academy in Dallas...Served as honorary chair for annual Holiday Toy Drive to benefit Cowboy Santas and the Rangers Academy youngsters...Participated in hospital visits, the Rangers Winter Caravan, and the Comerica Peek at the Park event in January 2020...Also participated in the Jose Trevino Toy Drive Classic in November 2021.
- ◆ Graduated from Benicia HS (Benicia, CA).
- ◆ Began collegiate career at University of Arizona before transferring to Yavapai College (Prescott, AZ)...Played one season at Yavapai and led Arizona Community College Athletic Conference in hits (98), runs (93), HR (31), RBI (85), total bases (216) and OBP (.520).
- ◆ Originally signed by Dodgers scout Dustin Yount.

## MISCELLANEOUS STATS

### TWO-HR GAMES (2)

Sept. 22, 2019 at OAK

Sept. 6, 2019 at BAL

## CAREER FIELDING

POS	PCT	G	PO	A	E	TC	DP
OF	.983	163	228	5	4	237	1

## CALHOUN'S CAREER HIGHS

	SEASON		GAME
AVG	.269 — 2019	H	4 — 5/16/19 at KC
H	83 — 2019	HR	2 — Twice; last, 9/22/19 at OAK
R	51 — 2019	R	3 — 5/16/19 at KC
BB	23 — 2019	BB	2 — 6 times; last, 4/15/22 vs. LAA
2B	14 — 2019	2B	2 — 4 times; last, 5/29/23 at SEA
HR	21 — 2019	RBI	4 — 9/6/19 at BAL
RBI	48 — 2019	Hit Streak	9 — April 23 - May 2, 2021

# 2024 LOS ANGELES ANGELS



## 47 GRIFFIN CANNING



**BORN:** MAY 11, 1996  
**BIRTHPLACE:** MISSION VIEJO, CA  
**MLB SERVICE:** 4 YEARS, 75 DAYS

**OPENING DAY AGE:** 27  
**RESIDES:** COTO DE CAZA, CA

**ACQUIRED:** SELECTED IN SECOND ROUND OF 2017 FIRST-YEAR PLAYER DRAFT  
**SIGNED THRU:** 2024; UNDER CLUB CONTROL; 1/3 OPTIONS USED

RHP

▶ HEIGHT 6-2 ▶ WEIGHT 180 ▶ BATS R ▶ THROWS R

### CANNING'S LIFETIME PITCHING RECORD

Year	Club	W-L	ERA	G	GS	CG	GF	SHO	SV	IP	H	R	ER	HR	HB	BB	IBB	SO	WP	BK	BAA	
2018	Inland Empire	0-0	0.00	2	2	0	0	0	0	8.2	4	0	0	0	1	3	0	12	0	0	.133	
	Mobile	1-0	1.97	10	10	0	0	0	0	45.2	27	11	10	2	1	19	0	49	4	0	.170	
	Salt Lake	3-3	5.49	13	13	0	0	0	0	59.0	68	36	36	6	4	22	0	64	2	0	.294	
2019	Salt Lake	1-0	0.56	3	3	0	0	0	0	16.0	13	2	1	0	0	2	0	17	1	0	.224	
	LAA	5-6	4.58	18	17	0	1	0	0	90.1	80	46	46	14	8	30	0	96	9	1	.235	
2020	LAA	2-3	3.99	11	11	0	0	0	0	56.1	54	29	25	8	1	23	0	56	5	0	.257	
2021	LAA	5-4	5.60	14	13	0	0	0	0	62.2	65	41	39	14	1	28	0	62	3	0	.264	
	Salt Lake	0-0	27.00	1	1	0	0	0	0	2.0	3	6	6	1	1	5	0	4	0	0	.333	
2022	LAA	INJURED — DID NOT PLAY																				
2023	LAA	7-8	4.32	24	22	0	0	0	0	127.0	121	62	61	22	5	36	1	139	4	0	.245	
	Salt Lake (1)	0-1	1.80	1	1	0	0	0	0	5.0	6	2	1	0	0	2	0	10	1	0	.300	
<b>MAJOR TOTALS</b>		<b>19-21</b>	<b>4.58</b>	<b>67</b>	<b>63</b>	<b>0</b>	<b>1</b>	<b>0</b>	<b>0</b>	<b>336.1</b>	<b>320</b>	<b>178</b>	<b>171</b>	<b>58</b>	<b>15</b>	<b>117</b>	<b>1</b>	<b>353</b>	<b>21</b>	<b>1</b>	<b>.248</b>	
<b>MINOR TOTALS</b>		<b>5-4</b>	<b>3.56</b>	<b>30</b>	<b>30</b>	<b>0</b>	<b>0</b>	<b>0</b>	<b>0</b>	<b>136.1</b>	<b>121</b>	<b>57</b>	<b>54</b>	<b>9</b>	<b>7</b>	<b>53</b>	<b>0</b>	<b>156</b>	<b>8</b>	<b>0</b>	<b>.239</b>	

(1) rehab assignment

**Disabling Injuries:** **2023** — Left groin strain; disabled March 29 (retro to March 27) - April 12  
 Right calf tightness; disabled Aug. 1 (retro to July 29) - Aug. 13  
**2022** — Low back stress reaction; disabled March 16 - end of season  
**2019** — Right elbow inflammation; disabled Aug. 23 (retro to Aug. 20) - end of season  
 Right elbow inflammation; disabled Aug. 4 (retro to Aug. 1) - Aug. 13

### 2023 SEASON

- ◆ Pitched in 24 games (22 starts) for **Angels**, with a 7-8 record and 4.32 ERA (127.0 IP - 61 ER).
- ◆ Set career bests in games pitched (24), starts (22), wins (7), ERA (4.32), innings pitched (127.0), strikeouts (139), and K-BB% (19.2%).
- ◆ Notched career-high 12 strikeouts in July 17 start vs. New York (A.L.).
- ◆ Earned win on May 23 vs. Boston after tossing a season-high 7.0 scoreless innings; matched longest scoreless appearance of career (also, 7.0 shutout frames on May 18, 2019 vs. KC).
- ◆ Won career-high four consecutive decisions from May 23 to June 24.
- ◆ Season debut on April 12 vs. Washington marked first Major league appearance since July 2, 2021.

### CAREER HIGHLIGHTS

- ◆ Won 2020 American League Gold Glove Award at pitcher.
- ◆ 353 career strikeouts are third-most in Angels history through a pitcher's first 67 career games (Shohei Ohtani, 468; Frank Tanana, 381).
- ◆ Made Major League debut April 30, 2019 vs. Toronto...Angels second round pick in 2017 First-Year Player Draft out of UCLA.

### MAJOR LEAGUE SUMMARY

#### 2022

- ◆ Missed entire season on **Angels** injured list with a low back stress reaction.

CANNING



## 2021

- ◆ Made **Angels** Opening Day roster for second consecutive season and totaled 14 pitching appearances (13 starts).
- ◆ Angels averaged 7.91 runs of support per nine innings while Canning was on the mound, which was fourth-highest total among Major League starters (min. 50 IP).
- ◆ In month of May, went 3-1 with a 3.60 ERA (25 IP - 10 ER) and 28 strikeouts in five starts.
- ◆ Relief appearance on April 20 was the second of his career (earned win after entering game in relief of Shohei Ohtani in 5th inning).
- ◆ Played final two innings of game vs. Giants on June 23 in left field after entering in top of 12th inning...Marked first career appearance at a position other than pitcher...Recorded first career sacrifice hit in plate appearance in bottom of 12th.
- ◆ Optioned to Triple-A **Salt Lake**, July 3, and made one start for Bees before being placed on minor league injured list.
- ◆ Missed final two months of season with a low back stress fracture.

## 2020

- ◆ In second Major League season with **Angels**, won 2020 American League Rawlings Gold Glove Award at pitcher... Second Angels pitcher to win the award, joining Mark Langston, who won five straight (1991-95)...At age-24, became second-youngest Angels player to win a Gold Glove (1B Jim Spencer, 22 years old in 1970).
- ◆ Allowed three-or-fewer runs in eight of 11 starts and ranked third on Angels staff in innings pitched (56.1) and strikeouts (56).
- ◆ Set career high with 10 strikeouts in final start of regular season, Sept. 22 at San Diego.
- ◆ Finished year with 152 career strikeouts, which are second-most in Angels history through a pitcher's first 29 career games (one shy of Jered Weaver's Club record 153 strikeouts).
- ◆ Held opponents to a .182 (10/55) average against his curveball.

## 2019

- ◆ Began season with Triple-A **Salt Lake**, making three starts and allowing one earned run in 16 innings pitched (0.56 ERA) before receiving promotion to make Major League debut with **Angels**, April 30.
- ◆ With his debut, became first Angels draft pick to make MLB debut as starting pitcher with team since Garrett Richards (Aug. 10, 2011 at NY)...Also became first player drafted by Billy Eppler as Angels general manager to reach the Majors and third player selected in the 2017 First-Year Player Draft to reach Majors, following: Kyle Wright (Braves - 5th overall pick) and Nick Margevicius (Padres - 7th round).
- ◆ Set Angels record with 69 strikeouts through his first 12 career Major League games, breaking previous mark of 65 by Jered Weaver...Also broke Weaver's record with 77 strikeouts through 14 career games.
- ◆ Recorded 5+ strikeouts in each of first nine career games before having streak snapped June 21 at St. Louis... Became one of four players in A.L. history with 5+ strikeouts in each of his first nine career games, joining Masahiro Tanaka (first 11 games in 2014), Herb Score (first 10 games in 1955) and Orlando "El Duque" Hernandez (first nine games in 1998).
- ◆ Held opponents to a .184 average (9/49) against his curveball...Also kept opposing hitters to a .167 (22/132) average during first time through batting order in a game.
- ◆ Opponents swung and missed on 32.2% of swings, which was seventh highest rate in A.L. (min. 80 IP).

## NOTABLE MINOR LEAGUE AWARDS AND HONORS

- ◆ **2018** MiLB Angels Organization All-Star...Southern League Mid-Season All-Star...Angels Minor League Pitcher of the Month (May).

## CAREER TRANSACTIONS

- ◆ June 7, 2014...Selected by **Rockies** in 38th round of First-Year Player Draft (did not sign).
- ◆ June 12, 2017...Selected by **Angels** in second round of First-Year Player Draft (signed June 16, 2017).

## PERSONAL/MISC

- ◆ Griffin Alexander Canning...On Twitter: @griffin\_canning.
- ◆ In June 2022, attended a 250 person youth baseball/softball clinic at Great Park Baseball Stadium in Irvine, CA as part of Play Ball Weekend, along with teammates Jimmy Herget, Brandon Marsh and Jared Walsh.
- ◆ As part of the Angels Adopt-A-School Program, visited La Veta Elementary School in Orange, CA in April 2022.
- ◆ Visited patients and their families at CHOC Children's in July 2019 alongside teammates Michael Hermosillo and Matt Thaiss.
- ◆ Since his days in youth travel ball, has written the initials "JRH" (Jeffrey Robert Hayek) on back of mound before each start...Jeffrey was the grandson of Canning's godmother (Diana) who suddenly passed away at age 10 from a blood clot in his brain in 2007... Although Griffin and Jeffrey never met, they both loved baseball and shared a connection through Diana.

# 2024 LOS ANGELES ANGELS

- ◆ During final season at UCLA, led Pac-12 Conference in strikeouts (140) and innings pitched (119) and ranked third in ERA (2.34) and fourth in batting average against (.213)...Tabbed as a Collegiate Baseball All-American second team honoree and was selected to All-Pac-12 team...Named a 2017 Golden Spikes Award semifinalist.
- ◆ Attended Santa Margarita Catholic High School in Rancho Santa Margarita, CA.
- ◆ Off the field hobbies include hiking, surfing and photography.
- ◆ Originally signed by Angels scout Ben Diggins.

## MAJOR LEAGUE HITTING TOTALS

	AVG	AB	R	H	2B	3B	HR	RBI	SH	SF	HBP	BB	IBB	SO	SB	CS	GDP	SLG	OBP
CAREER	.000	2	0	0	0	0	0	0	1	0	0	0	0	1	0	0	0	.000	.000

## CAREER FIELDING

POS	PCT	G	PO	A	E	TC	DP
P	.929	67	27	38	5	70	4
OF	—	1	0	0	0	0	0

## CANNING'S CAREER HIGHS

SEASON	GAME
Wins 7 — 2023	12 — 7/17/23 vs. NYY
Losses 8 — 2023	8.0 — 8/30/20 vs. SEA
ERA 3.99 — 2019	R & ER 6 — 3 times; last, 7/2/21 vs. BAL
IP 127.0 — 2023	BB 6 — Twice; last, 8/7/20 at TEX
SO 139 — 2023	H 9 — 5/7/23 at BAL
Win Streak 4 — 5/23-6/24/2023	



Griffin Canning visited La Veta Elementary School in Orange, CA on April 25, 2022 as part of the Angels Adopt-A-School Program



# 90 ADAM CIMBER

▶ BORN: AUG. 15, 1990  
 BIRTHPLACE: PORTLAND, OR  
 MLB SERVICE: 5 YEARS, 156 DAYS  
 ACQUIRED: SIGNED AS FREE AGENT, DEC. 13, 2023  
 SIGNED THRU: 2024; SIGNED ONE-YEAR CONTRACT, DEC. 13, 2023

OPENING DAY AGE: 33  
 RESIDES: SCOTTSDALE, AZ

▶ RHP

▶ HEIGHT 6-2 ▶ WEIGHT 195 ▶ BATS R ▶ THROWS R

## NON-ROSTER INVITEE

### CIMBER'S LIFETIME PITCHING RECORD

Year	Club	W-L	ERA	G	GS	CG	GF	SHO	SV	IP	H	R	ER	HR	HB	BB	IBB	SO	WP	BK	BAA	
2013	— Eugene	3-1	2.56	28	0	0	22	0	10	31.2	25	10	9	2	2	7	2	27	2	0	.216	
2014	— Lake Elsinore	5-3	2.90	52	1	0	9	0	0	77.2	80	27	25	5	2	9	2	43	5	0	.272	
2015	— El Paso	0-0	3.00	2	0	0	1	0	0	3.0	5	3	1	1	0	0	0	1	0	0	.333	
	San Antonio	4-2	3.05	44	0	0	17	0	1	56.0	56	21	19	4	0	15	1	45	2	0	.264	
2016	— San Antonio	3-2	2.56	42	0	0	13	0	3	52.2	41	19	15	1	1	14	3	27	0	0	.216	
	El Paso	0-1	17.36	4	0	0	1	0	0	4.2	15	9	3	0	1	0	4	0	0	0	.556	
2017	— San Antonio	1-1	2.81	12	0	0	3	0	1	16.0	12	5	5	1	4	2	0	13	0	0	.203	
	El Paso	4-1	2.92	37	2	0	15	0	4	64.2	51	21	21	10	2	8	0	52	0	0	.216	
2018	— SAN DIEGO	3-5	3.17	42	0	0	10	0	0	48.1	42	19	17	2	2	10	3	51	0	0	.237	
	CLEVELAND	0-3	4.05	28	0	0	6	0	0	20.0	26	9	9	3	4	7	6	7	1	0	.325	
2019	— CLEVELAND	6-3	4.45	68	0	0	12	0	1	56.2	56	29	28	6	4	19	2	41	0	0	.257	
2020	— CLEVELAND	0-1	3.97	14	0	0	5	0	0	11.1	13	5	5	1	0	2	0	5	0	0	.289	
2021	— MIAMI	1-2	2.88	33	0	0	10	0	0	34.1	30	14	11	0	0	5	11	4	21	1	0	.242
	TORONTO	2-2	1.69	39	0	0	9	0	1	37.1	31	10	7	2	2	5	0	30	0	0	.226	
2022	— TORONTO	10-6	2.80	77★	0	0	15	0	4	70.2	66	28	22	6	8	13	1	58	1	0	.248	
2023	— TORONTO	0-2	7.40	22	0	0	6	0	1	20.2	25	18	17	6	4	7	0	12	0	0	.301	
	Dunedin (1)	0-0	0.00	1	0	0	0	0	0	0.2	0	0	0	0	0	1	0	1	0	0	.000	
	Buffalo (1)	0-0	4.50	5	0	0	0	0	0	4.0	9	2	2	1	0	0	0	4	0	0	.474	
<b>MAJOR TOTALS</b>		<b>22-24</b>	<b>3.49</b>	<b>323</b>	<b>0</b>	<b>0</b>	<b>73</b>	<b>0</b>	<b>7</b>	<b>299.1</b>	<b>289</b>	<b>132</b>	<b>116</b>	<b>26</b>	<b>29</b>	<b>74</b>	<b>16</b>	<b>225</b>	<b>3</b>	<b>0</b>	<b>.256</b>	
<b>MINOR TOTALS</b>		<b>20-11</b>	<b>3.07</b>	<b>227</b>	<b>3</b>	<b>0</b>	<b>81</b>	<b>0</b>	<b>19</b>	<b>311.0</b>	<b>294</b>	<b>117</b>	<b>106</b>	<b>28</b>	<b>11</b>	<b>57</b>	<b>8</b>	<b>217</b>	<b>9</b>	<b>0</b>	<b>.251</b>	

★ led or tied for league lead  
 (1) rehab assignment

Disabling Injuries: 2023 — Right shoulder impingement; Disabled June 16 - end of season  
 Right rhomboid strain; Disabled April 24 - May 23

### 2023 SEASON

- ◆ Made sixth career Opening Day roster and second with **Blue Jays**.
- ◆ Posted a 3.86 ERA (4.2 IP - 2 ER) with a walk and five strikeouts on rehab assignment split between Single-A **Dunedin** and Triple-A **Buffalo**.
- ◆ Missed 111 games on injured list due to right shoulder impingement.
- ◆ Placed on paternity list from June 13 - June 15.

### CAREER HIGHLIGHTS

- ◆ Made Major League debut with Padres on March 29, 2018 vs. Brewers.
- ◆ Led MLB with 77 appearances in 2022...10 wins were tied with Chris Stratton for the most among MLB relievers.
- ◆ Pitched 58.2 innings without allowing a home run from Aug. 12, 2020 - Aug. 15, 2021 at SEA, which was longest active MLB streak at the time.
- ◆ Recorded first Major League save on Sept. 11, 2019 at LAA (0.1 IP, SO).

# 2024 LOS ANGELES ANGELS

## MAJOR LEAGUE SUMMARY

### 2022

- ◆ Made fifth career Opening Day roster, and first with **Blue Jays**.
- ◆ His 77 appearances tied for the most in the Majors and set a career high (72 G in 2021)...One of 11 pitchers in Toronto history to appear in at least 77 games in a single season (last: Scott Downs - 81 G in 2007).
- ◆ 10 wins were tied with Chris Stratton for the most among MLB relievers.
- ◆ Picked up his third save (fifth career) with a clean 9th frame on May 17 vs. SEA...Saved back-to-back games for the first time in his career.
- ◆ Pitched a clean 10th inning on June 15 vs. BAL to earn seventh win of 2022; a new career high (six in 2019).
- ◆ Earned career-high fourth save of the year with a clean 9th inning on June 30 vs. TB.
- ◆ Won his 10th game of the year on Aug. 24 at BOS, becoming sixth reliever in franchise history to reach double-digit wins in a single season.

### 2021

- ◆ Made fourth career Opening Day roster, and first with **Marlins**.
- ◆ Pitched a career-high 71.2 innings.
- ◆ Did not allow a home run from Aug. 12, 2020 vs. CHC until Aug. 15, 2021 at SEA...The 58.2 homer-free innings marked the longest active streak in MLB.
- ◆ Traded by Marlins to **Blue Jays** along with OF Corey Dickerson and cash in exchange for INF Joe Panik and RHP Andrew McInvalle on June 29.
- ◆ Made Blue Jays debut on July 1 vs. SEA, tossing 1.1 scoreless innings (H, SO)...Picked up first Toronto win on July 3 vs. TB (1.0 IP, H).

### 2020

- ◆ Made third career Opening Day roster, and second with **Cleveland**.
- ◆ Made 14 appearances, going 0-1 with a 3.97 ERA (11.1 IP - 5 ER) with two walks, five strikeouts, and only one home run allowed.
- ◆ Held left-handed hitters to a .143 average (2/14).
- ◆ Traded by Cleveland to **Marlins** for cash considerations on Nov. 30, 2020.

### 2019

- ◆ Made second career Opening Day roster in 2019 with **Cleveland**.
- ◆ Spent entire season in bullpen, finishing second on the team with 19 holds.
- ◆ Posted inherited runner scored percentage of 24.4%, seventh-lowest in the AL.
- ◆ Recorded first Major League save on Sept. 11 at LAA (0.1 IP, 1 SO).

### 2018

- ◆ Made first career Opening Day roster with **Padres**.
- ◆ Made Major League debut on March 29 vs. MIL, taking the loss in a 2-1, 12.0-inning defeat (1.0 IP, 3 H, ER).
- ◆ Recorded an ERA of 3.17 (48.1 IP - 17 ER) in 42 relief appearances with San Diego.
- ◆ Acquired by **Cleveland** along with Brad Hand in exchange for Francisco Mejia on July 19, 2018.
- ◆ Tied for third among MLB rookie pitchers in games pitched (70).
- ◆ 48 of his 70 total outings were scoreless, including 22 of his 28 outings with Cleveland.

## POSTSEASON SUMMARY

- ◆ Made postseason debut in **2018** with **Cleveland** in American League Division Series against Houston and allowed one run on two hits and a walk across two appearances.
- ◆ Appeared in one game of **2020** A.L. Wild Card Series with **Cleveland** against New York (A.L.); surrendered three runs in 0.2 innings.
- ◆ Made two scoreless appearances for **Blue Jays** in **2022** A.L. Wild Card Series against Mariners.

### WILD CARD TOTALS

Year	Club, Opp.	W-L	ERA	G	GS	CG	SHO	SV	IP	H	R	ER	BB	SO
2020—	CLE, NYY	0-0	40.50	1	0	0	0	0	0.2	2	3	3	1	0
2022—	TOR, SEA	0-0	0.00	2	0	0	0	0	1.0	0	0	0	2	0

### DIVISION SERIES TOTALS

Year	Club, Opp.	W-L	ERA	G	GS	CG	SHO	SV	IP	H	R	ER	BB	SO
2018—	CLE, HOU	0-0	4.50	2	0	0	0	0	2.0	2	1	1	1	0



## NOTABLE MINOR LEAGUE AWARDS AND HONORS

- ◆ 2016 Texas League Mid-Season All-Star.

## CAREER TRANSACTIONS

- ◆ June 6, 2013...Selected by **Padres** in ninth round of First-Year Player Draft.
- ◆ July 19, 2018...Traded by **Padres** with LHP Brad Hand to **Cleveland** in exchange for C Francisco Mejia.
- ◆ Nov. 30, 2020...Traded by **Cleveland** to **Marlins** for cash considerations.
- ◆ June 29, 2021...Traded by **Marlins** with OF Corey Dickerson and cash considerations to **Blue Jays** for INF Joe Panik and RHP Andrew McInvale.
- ◆ Dec. 13, 2023...Signed by **Angels** to a one-year contract.

## PERSONAL/MISC

- ◆ Adam Christian Cimber...On Twitter: @A\_Cimber
- ◆ Married to Lauren...Missed a portion of 2022 Spring Training for the birth of their son, River.
- ◆ Became a submarine pitcher in high school on the advice of his father.
- ◆ Superstitious: Always puts left sock and left shoe on first.
- ◆ Graduated from Puyallup High School (WA) where he threw a no-hitter, a one-hitter, and earned First-Team All-State honors and Tacoma News-Tribune's Area Player of the Year.
- ◆ Before transferring to the University of San Francisco for his senior season, attended the University of Washington where he twice made the second-team All-Pac-10/Pac-12 Academic roster in three seasons (graduated after three years with a degree in history).
- ◆ Music hobby started when he was 14...Sister had a class on history of rock and roll and brought home the Beatles movie, "It's a Hard Day's Night" and decided he wanted to play guitar...First concert was Aerosmith.

## CAREER FIELDING

POS	PCT	G	PO	A	E	TC	DP
P	.917	323	12	54	6	72	3

## CIMBER'S CAREER HIGHS

	SEASON		GAME
Wins	10 — 2022	SO	4 — Twice; last: 7/31/21 vs. KC
Saves	4 — 2022	IP	3.0 — 3 times; last, 6/12/18 at STL
ERA	2.26 — 2021	R & ER	6 — 6/10/23 vs. MIN
IP	71.2 — 2021	BB	3 — Twice; last, 4/20/19 (2) vs. ATL
SO	58 — 2022 & 2018	H	5 — Twice; last, 6/10/23 vs. MIN
Win Streak	5 — 9/29/21-4/25/22		



# 2024 LOS ANGELES ANGELS



## 67 JOSÉ CISNERO

▶ BORN: APRIL 11, 1989      OPENING DAY AGE: 34  
 BIRTHPLACE: BAJOS DE HAINA, DR      RESIDES: SAN FRANCISCO DE MACORÍS, DR  
 MLB SERVICE: 6 YEARS, 20 DAYS  
 ACQUIRED: SIGNED AS FREE AGENT, FEB. 3, 2024  
 SIGNED THRU: 2024; SIGNED ONE-YEAR CONTRACT, FEB. 3, 2024

▶ RHP

▶ HEIGHT 6-3    ▶ WEIGHT 260    ▶ BATS R    ▶ THROWS R

### CISNERO'S LIFETIME PITCHING RECORD

Year	Club	W-L	ERA	G	GS	CG	GF	SHO	SV	IP	H	R	ER	HR	HB	BB	IBB	SO	WP	BK	BAA
2008	Astros (DSL)	0-3	3.10	10	6	0	2	0	2	29.0	18	15	10	0	4	11	0	34	5	0	.180
2009	Greeneville	4-2	3.56	13	13	0	0	0	0	55.2	32	25	22	5	8	30	0	64	7	2	.165
2010	Lexington	8-6	3.65	26	26	0	0	0	0	133.0	106	69	54	11	15	65	0	126	16	2	.221
2011	Lancaster	8-11	6.06	27	27	0	0	0	0	123.1	115	88	83	13	8	75	0	152	16	3	.246
2012	Corpus Christi	9-6	3.40	20	20	2	0	1	0	108.2	93	44	41	7	3	46	2	116	5	1	.227
	Oklahoma City 4-1	4-5	4.54	8	8	0	0	0	0	39.2	52	23	20	1	3	18	0	32	1	0	.329
2013	Oklahoma City 1-1	8.66	12	1	0	2	0	0	0	17.2	25	18	17	2	2	13	0	24	3	0	.333
	HOUSTON	2-2	4.12	28	0	0	11	0	0	43.2	49	23	20	5	1	22	5	41	1	2	.283
2014	Oklahoma City 0-0	2.45	6	0	0	0	0	0	0	11.0	5	3	3	1	0	4	0	18	0	0	.125
	HOUSTON	0-0	9.64	5	0	0	1	0	0	4.2	8	5	5	0	0	4	0	5	0	0	.400
2015	Pensacola	0-0	3.38	4	0	0	2	0	0	5.1	2	2	2	0	0	4	0	6	1	0	.118
2016	Monterrey (Mex)	0-0	5.25	13	0	0	2	0	1	12.0	13	9	7	2	0	6	0	16	3	0	-
	New Jersey (Ind.)	1-0	3.86	5	0	0	1	0	0	7.0	3	3	3	0	0	7	0	6	1	0	-
2017										DID NOT PLAY											
2018										DID NOT PLAY											
2019	Toledo	1-2	2.70	32	2	0	23	0	7	40.0	36	14	12	3	2	21	0	49	1	0	.235
	DETROIT	0-4	4.33	35	0	0	10	0	0	35.1	35	21	17	5	3	19	3	40	1	0	.257
2020	DETROIT	3-3	3.03	29	0	0	2	0	0	29.2	23	10	10	1	3	10	0	34	0	0	.209
2021	DETROIT	4-4	3.65	67	0	0	11	0	4	61.2	51	34	25	6	4	31	1	62	4	0	.226
2022	Toledo (1)	1-0	3.18	6	0	0	0	0	0	5.2	3	2	2	0	1	1	0	6	0	0	.150
	Lakeland (1)	0-1	40.50	1	0	0	0	0	0	0.2	3	4	3	0	0	2	0	0	0	0	.750
	DETROIT	1-0	1.08	28	0	0	6	0	0	25.0	15	4	3	0	1	19	0	23	1	0	.176
2023	DETROIT	3-4	5.31	63	0	0	18	0	2	59.1	63	39	35	10	5	25	2	70	9	0	.270
<b>MAJOR TOTALS</b>		<b>13-17</b>	<b>3.99</b>	<b>255</b>	<b>0</b>	<b>0</b>	<b>59</b>	<b>0</b>	<b>6</b>	<b>259.1</b>	<b>244</b>	<b>136</b>	<b>115</b>	<b>27</b>	<b>17</b>	<b>130</b>	<b>11</b>	<b>275</b>	<b>16</b>	<b>2</b>	<b>.248</b>
<b>IND./MEX TOTALS</b>		<b>0-0</b>	<b>4.91</b>	<b>20</b>	<b>0</b>	<b>0</b>	<b>6</b>	<b>0</b>	<b>1</b>	<b>18.1</b>	<b>12</b>	<b>10</b>	<b>10</b>	<b>2</b>	<b>0</b>	<b>6</b>	<b>0</b>	<b>26</b>	<b>3</b>	<b>0</b>	<b>-</b>
<b>MINOR TOTALS</b>		<b>36-33</b>	<b>4.27</b>	<b>178</b>	<b>103</b>	<b>2</b>	<b>31</b>	<b>1</b>	<b>10</b>	<b>581.2</b>	<b>503</b>	<b>316</b>	<b>276</b>	<b>45</b>	<b>46</b>	<b>296</b>	<b>2</b>	<b>643</b>	<b>58</b>	<b>8</b>	<b>.232</b>

(1) rehab assignment

Disabling Injuries: **2022** — Right rotator cuff strain; disabled April 6 - July 15  
**2021** — Right elbow laceration; disabled Sept. 14 - end of season  
**2014** — Right elbow discomfort; disabled May 9 - end of season

### 2023 SEASON

- ◆ In fifth season with the **Tigers**, appeared in 63 games and posted a 3-4 record, 5.31 ERA (59.1 IP - 35 ER), two saves and 70 strikeouts.
- ◆ Made 200th appearance of Major League career on April 21 at Baltimore, allowing a run on one hit with no walks and a strikeout.
- ◆ Earned first save of the season and fifth of career on May 22 at Kansas City, striking out two and walking a batter.....Also had a save on Aug. 9 vs. Minnesota.
- ◆ Did not allow an earned run in 11 appearances during June, throwing 10.2 scoreless innings with two hits allowed, four walks, and 14 strikeouts.
- ◆ Did not allow a run in 22 of 28 outings from April 24 - July 2, posting a 1.38 ERA (26.0 IP - 4 ER).

### MAJOR LEAGUE SUMMARY

#### 2022

- ◆ Limited to 28 games with the **Tigers** in 2022 after missing the first half of the season with an injury.
- ◆ Sideline from April 6-July 15 with a right rotator cuff strain...Appeared in seven games on rehab assignment between Triple-A **Toledo** and Low-A **Lakeland**, posted 1-1 record and 7.11 ERA (6.1 IP - 5 ER).

CISNERO

- ◆ Made his 2022 debut in the second game of the doubleheader July 21 at Oakland, allowed two hits in a scoreless inning.
- ◆ Did not allow a run in eight of his first nine appearances of the season, compiling a 1.13 ERA (8.0 IP - 1 ER) with four hits allowed and four strikeouts.
- ◆ Finished the season with a career-best 13 appearance scoreless streak, over which he threw 11.2 innings, allowing six hits and striking out 15.

## 2021

- ◆ In third season with **Tigers**, established career highs in appearances (67), wins (4), innings pitched (61.2) and strikeouts (62).
- ◆ Finished season with 18 holds, which ranked tied for 10th in American League.
- ◆ Posted a career-high average velocity on his fastball at 96.7 MPH...topped out at 99.9 MPH June 27 vs. Houston, the fastest pitch of his career.
- ◆ Made 100th appearance of Major League career April 7 vs. Minnesota, throwing 2.0 perfect innings with three strikeouts.
- ◆ Earned first Major League save June 5 at White Sox, retiring all three batters faced.
- ◆ Picked up first win of the season on June 20 at Angels, working 2.0 perfect innings with three strikeouts.
- ◆ Named the Tigers Pitcher of the Month for June, appearing in 12 games during the month and posting a 1-2 record with a 0.68 ERA (13.1 IP - 1 ER) and 13 strikeouts...Allowed just seven hits while limiting opponents to a .159 (7/44) batting average, and posting a 0.83 WHIP.
- ◆ Did not allow a run in 11 consecutive appearances from June 14 - July 8, throwing 11.2 scoreless innings with 11 strikeouts...Did not allow an earned run in 24 of 25 outings from May 13 - July 8 and had a 0.37 ERA (24.1IP/1ER) with 25 punchouts in that span.
- ◆ Placed on the Injured List on Sept. 14 and missed the rest of the season with a right elbow laceration.

## 2020

- ◆ Made 29 appearances with **Tigers**, all in the 7th inning-or-later.
- ◆ Posted a 3-3 record and 3.03 ERA (29.2 IP - 10 ER) on 23 hits and 10 walks, while striking out 34...Set then-career bests in wins, holds (6), strikeouts per nine innings (10.31), ERA, WHIP (1.11), and walks per nine innings (3.03)...Held opponents scoreless in 23-of-29 outings on the season.
- ◆ Among all MLB relievers ranked tied for third with 29 appearances and seventh with 29.2 innings pitched.
- ◆ Tied career high with 17 inherited runners, which ranked tied for seventh in the A.L...Allowed just one of those inherited runners to score, posting the lowest inherited runner score percentage (5.9%) in MLB among pitchers with at least 17 IR.
- ◆ Did not allow a run over 11 consecutive appearances from Aug. 12 - Sept. 4...Allowed only two hits and four walks over that span, while striking out 15...Opponents hit .057 (2/35) during the stretch.

## 2019

- ◆ Split the 2019 season between **Detroit** and Triple-A **Toledo**...appeared at the Major League level for the first time since 2014.
- ◆ Made eight multi-inning relief appearances for Tigers...Allowed just one run to score in those outings, compiling 14.2 innings with eight hits and three walks, while striking out 15.
- ◆ Did not allow a run over his final nine appearances with Triple-A Toledo from June 5 - July 21, throwing 10.0 scoreless innings.
- ◆ Allowed just one earned run over 10 appearances with Detroit from Aug. 20 - Sept. 12...Posted a 1.13 ERA (8.0 IP - 1 ER) over that span, allowing three hits and four walks, while striking out 11.

## 2014

- ◆ Limited to 11 appearances between **Houston** and Triple-A **Oklahoma City**.
- ◆ Season ended early following a right elbow sprain on May 7...Underwent Tommy John surgery in the offseason, which was performed by Dr. Thomas Mehlhoff.

## 2013

- ◆ Saw first MLB action in 2013 with **Houston**, appearing in 28 games.
- ◆ Made Major League debut on April 22 vs. Seattle, throwing 3.2 shutout innings of relief with one strikeout.
- ◆ Earned first big league victory on May 18 at Pittsburgh, striking out five and tossing 3.2 scoreless innings.
- ◆ Ranked as the No. 15 prospect in the Astros system by *Baseball America*.

## NOTABLE MINOR LEAGUE AWARDS AND HONORS

- ◆ **2012** Texas League Pitcher of the Week (June 4)...Texas League Pitcher of the Week (July 23).
- ◆ **2010** MiLB Organization All-Star.

# 2024 LOS ANGELES ANGELS

## CAREER TRANSACTIONS

- ◆ Dec. 6, 2007...Signed by **Astros** as international free agent.
- ◆ Nov. 17, 2014...Signed by **Reds** as minor league free agent.
- ◆ Dec. 11, 2015...Signed by **Diamondbacks** as minor league free agent.
- ◆ Nov. 8, 2018...Signed by **Tigers** as minor league free agent.
- ◆ Feb. 3, 2024...Signed by **Angels** to one-year contract.

## PERSONAL/MISC

- ◆ José Luis Cisnero.
- ◆ Nickname is Gui.
- ◆ Pitched for Gigantes del Cibao in the Dominican Winter League in the 2011, 2012, 2013, 2015, 2020, and 2022 offseasons...Also pitched for Leones del Escogido in the 2018 and 2019 offseasons.
- ◆ Originally signed by Astros scouts Felix Francisco and Andres Lopez.

## CAREER FIELDING

POS	PCT	G	PO	A	E	TC	DP
P	.967	255	13	16	1	30	0

## CISNERO'S CAREER HIGHS

	SEASON		GAME
Wins	4 — 2021	SO	5 — Twice; last, 5/21/13 vs. KC
Saves	4 — 2021	IP	3.2 — Twice; last, 5/18/13 at PIT
ERA	1.08 — 2022	R	4 — Twice; last, 7/10/21 at MIN
IP	61.2 — 2021	ER	3 — 7 times; last, 9/18/23 at LAD
SO	70 — 2023	BB	2 — 17 times; last, 9/18/23 at LAD
Win Streak	7 — 6/20/21-5/6/23	H	5 — 9/8/20 vs. MIL

CISNERO

## STADIUM POLICIES

### Inside Angel Stadium:

- Guests are prohibited from bringing any alcoholic beverages into the ballpark.
- Guests are prohibited from carrying cans, bottles, thermoses, ice chests, glass containers, or any other container or object that is deemed to be unsafe, hazardous, or posing a threat of injury to guests, participants, officials, or individuals employed at the ballpark.
- Guests are prohibited from bringing bulk quantities of food into the ballpark, as determined by Angel staff in its sole discretion.
- Guests are prohibited from preparing food or beverages of any kind where such preparation necessitates the use of an object or practice deemed to be unsafe, hazardous, or posing a threat of injury to guests, participants, officials, or individuals employed at the ballpark.

### Outside Angel Stadium:

- Guests are prohibited from selling food or beverages of any kind.
- Guests are prohibited from preparing food or beverages of any kind where such preparation necessitates the use of an object or practice deemed to be unsafe, hazardous, or posing a threat of injury to guests, participants, officials, or individuals employed at the ballpark.
- On-site catering is prohibited.
- Consumption of alcohol is strictly prohibited.





# 91 CADEN DANA

**BORN:** DEC. 17, 2003

**BIRTHPLACE:** WARWICK, NY

**ACQUIRED:** SELECTED IN 11TH ROUND OF 2022 FIRST-YEAR PLAYER DRAFT

**SIGNED THRU:** 2024; UNDER CLUB CONTROL; 0/3 OPTIONS USED

**OPENING DAY AGE:** 20

**RESIDES:** MONTGOMERY, NY

RHP

HEIGHT 6-4

WEIGHT 215

BATS L

THROWS R

## NON-ROSTER INVITEE

### DANA'S LIFETIME PITCHING RECORD

Year	Club	W-L	ERA	G	GS	CG	GF	SHO	SV	IP	H	R	ER	HR	HB	BB	IBB	SO	WP	BK	BAA
2022—	Angels (ACL)	0-0	1.35	3	3	0	0	0	0	6.2	6	1	1	0	0	0	0	6	2	0	.240
	Inland Empire	0-0	27.00	1	1	0	0	0	0	1.2	6	5	5	0	0	1	0	2	0	0	.545
2023—	Inland Empire	1-1	1.20	3	3	0	0	0	0	15.0	6	2	2	1	1	6	0	18	1	0	.120
	Tri-City	2-4	4.22	11	11	0	0	0	0	53.1	45	28	25	3	2	24	0	71	6	0	.228
<b>MINOR TOTALS</b>		<b>3-5</b>	<b>3.87</b>	<b>18</b>	<b>18</b>	<b>0</b>	<b>0</b>	<b>0</b>	<b>0</b>	<b>76.2</b>	<b>63</b>	<b>36</b>	<b>33</b>	<b>4</b>	<b>3</b>	<b>31</b>	<b>0</b>	<b>97</b>	<b>9</b>	<b>0</b>	<b>.223</b>

### 2023 SEASON

- ◆ Opened season with Low-A **Inland Empire**, make three starts and posted a 1.20 ERA (15 IP - 2 ER) with 18 strikeouts before earning promotion.
- ◆ Assigned to High-A **Tri-City** on April 25 and finished out the campaign with the Dust Devils, posted a 2-4 record and 4.22 ERA (53.1 IP - 25 ER) with 71 strikeouts.
- ◆ Struck out 11 in June 13 start against Everett; first career professional game with double-digit strikeouts...Struck out eight-or-more hitters in five starts in 2023, and ended season with consecutive games with nine punchouts.
- ◆ Posted a 0.96 ERA (18.2 IP - 2 ER) with 25 strikeouts in final three starts...Struck out at least seven hitters and pitched at least six innings in all three starts.

### CAREER HIGHLIGHTS

- ◆ Made professional debut August 9, 2022 with ACL Angels at ACL Diamondbacks Black.

### CAREER TRANSACTIONS

- ◆ July 19, 2022...Selected by **Angels** in 11th round of First-Year Player Draft (signed August 2).

### PERSONAL/MISC

- ◆ Caden Lawrence Dana.
- ◆ 2024 marks first season as a non-roster invitee to Angels Major League Spring Training.
- ◆ Graduated from Don Bosco Prep (NJ) High School, where he led Ironmen to first state title in 14 years, hitting a home run and recording a save in the championship game...2022 Gatorade New Jersey Baseball Player of the Year.
- ◆ Committed to play at University of Kentucky before signing with Angels.
- ◆ His older brother Casey was drafted by Angels five rounds after Caden in the 2022 Draft...Eldest brother Cullen was drafted by San Diego in the 2018 Draft and also played for the Dust Devils when they were Padres affiliates.
- ◆ Originally signed by Angels scout Drew Dominguez.

DANA



## 58 DAVIS DANIEL



**BORN:** JUNE 11, 1997  
**BIRTHPLACE:** ATLANTA, GA  
**MLB SERVICE:** 168 DAYS

**OPENING DAY AGE:** 26  
**RESIDES:** MONTGOMERY, AL

**ACQUIRED:** SELECTED IN SEVENTH ROUND OF 2019 FIRST-YEAR PLAYER DRAFT  
**SIGNED THRU:** 2024; UNDER CLUB CONTROL; 2/3 OPTIONS USED

▶ RHP

▶ HEIGHT 6-1

▶ WEIGHT 190

▶ BATS R

▶ THROWS R

### DANIEL'S LIFETIME PITCHING RECORD

Year	Club	W-L	ERA	G	GS	CG	GF	SHO	SV	IP	H	R	ER	HR	HB	BB	IBB	SO	WP	BK	BAA
2019—																					
2020—																					
2021—	Tri-City	3-2	2.31	9	9	0	0	0	0	46.2	26	12	12	4	2	20	0	64	0	0	.163
	Rocket City	1-3	2.68	9	9	0	0	0	0	47.0	39	15	14	4	5	8	0	66	1	1	.222
	Salt Lake	0-2	10.29	5	4	0	0	0	0	21.0	37	25	24	7	1	6	1	24	1	0	.381
2022—	Salt Lake	6-7	4.49	21	21	0	0	0	0	102.1	92	59	51	14	5	32	0	83	0	0	.236
2023—	Angels (ACL) (1)	0-0	1.80	2	2	0	0	0	0	5.0	4	1	1	0	0	0	0	9	1	0	.200
	Inland Empire (1)	1-1	1.77	4	4	0	0	0	0	20.1	15	5	4	0	0	5	0	28	0	0	.200
	LAA	1-1	2.19	3	0	0	1	0	0	12.1	7	3	3	1	0	9	0	9	1	0	.167
	Salt Lake	0-1	4.50	1	1	0	0	0	0	4.0	2	2	2	0	1	7	0	5	1	0	.154
<b>MAJOR TOTALS</b>	<b>1-1</b>	<b>2.19</b>	<b>3</b>	<b>0</b>	<b>0</b>	<b>1</b>	<b>0</b>	<b>0</b>	<b>0</b>	<b>12.1</b>	<b>7</b>	<b>3</b>	<b>3</b>	<b>1</b>	<b>0</b>	<b>9</b>	<b>0</b>	<b>9</b>	<b>1</b>	<b>0</b>	<b>.167</b>
<b>MINOR TOTALS</b>	<b>11-16</b>	<b>3.95</b>	<b>51</b>	<b>50</b>	<b>0</b>	<b>0</b>	<b>0</b>	<b>0</b>	<b>0</b>	<b>246.1</b>	<b>215</b>	<b>119</b>	<b>108</b>	<b>29</b>	<b>14</b>	<b>78</b>	<b>1</b>	<b>279</b>	<b>4</b>	<b>1</b>	<b>.231</b>

(1) rehab assignment

Disabling Injuries: 2023 — Right shoulder strain; disabled Feb. 16 - Aug. 31

### 2023 SEASON

- ◆ Pitched to a 1-1 record and 2.19 ERA (12.1 IP - 3 ER) with nine strikeouts in three appearances out of the bullpen.
- ◆ Recalled by **Angels** on Sept. 7...Made Major League debut that night in relief vs. Cleveland.
- ◆ Notched first career MLB victory on September 29 vs. Oakland (5 IP, 2 H, 0 R, 1 BB, 2 SO).
- ◆ Posted a 1-2 record and 2.15 ERA (29.1 IP - 7 ER) with 42 strikeouts in seven minor league starts in 2023.

### NOTABLE MINOR LEAGUE AWARDS AND HONORS

- ◆ **2022** Pacific Coast League Pitcher of the Month (Sept.)...Pacific Coast League Pitcher of the Week (Aug. 29 & Sept. 19).
- ◆ **2021** Angels MiLB.com Organization All-Star...High-A West Pitcher of the Month (June)

### CAREER TRANSACTIONS

- ◆ June 11, 2016...Selected by **Cubs** in 34th round of First-Year Player Draft (did not sign).
- ◆ June 6, 2018...Selected by **Brewers** in 11th round of First-Year Player Draft (did not sign).
- ◆ June 4, 2019...Selected by **Angels** in seventh round of First-Year Player Draft (signed June 27, 2019).

### PERSONAL/MISC

- ◆ Robert Davis Daniel...On Twitter: @Davis\_Daniel13.
- ◆ Participated in Angels Fall Instructional League following 2020 season.
- ◆ Underwent Tommy John surgery during final season at Auburn University (surgery performed by Dr. James Andrews in Pensacola, FL, Apr. 26, 2019)...Rehabbed at Angels minor league facilities in Tempe after being selected in seventh round of 2019 Draft.
- ◆ Played three collegiate seasons at Auburn, where he studied business...Despite being sidelined with elbow injury, was able to travel with team to Omaha for Auburn's first College World Series appearance since 1997.
- ◆ Played in Cape Cod League for Brewster Whitecaps during summer 2017 and for Chatham Anglers in summer 2018.
- ◆ Named to Spring SEC Academic Honor Roll in 2019.
- ◆ Graduated from St. James HS (Montgomery, AL)...Had 11-1 record as a senior and set school record with 137 strikeouts in 70 innings...Was ranked by *Perfect Game* as top RHP in state of Alabama.
- ◆ Originally signed by Angels scout Todd Hogan.

DANIEL



# 48 REID DETMERS

▶ **BORN:** JULY 8, 1999      **OPENING DAY AGE:** 24  
**BIRTHPLACE:** NOKOMIS, IL      **RESIDES:** CHATHAM, IL  
**MLB SERVICE:** 2 YEARS, 64 DAYS  
**ACQUIRED:** SELECTED IN FIRST ROUND (10TH OVERALL) OF 2020  
**FIRST-YEAR PLAYER DRAFT**  
**SIGNED THRU:** 2024; UNDER CLUB CONTROL; 0/3 OPTIONS USED

▶ **LHP**

▶ **HEIGHT** 6-2   ▶ **WEIGHT** 210   ▶ **BATS** L   ▶ **THROWS** L

## DETMERS' LIFETIME PITCHING RECORD

Year	Club	W-L	ERA	G	GS	CG	GF	SHO	SV	IP	H	R	ER	HR	HB	BB	IBB	SO	WP	BK	BAA
2020	LAA	<i>DID NOT PLAY — Participated at Angels Alternate Training Site</i>																			
2021	Rocket City	2-4	3.50	12	12	0	0	0	0	54.0	45	24	21	10	1	18	0	97	3	0	.233
	Salt Lake	1-0	1.13	2	2	0	0	0	0	8.0	7	1	1	0	1	1	0	11	1	0	.233
	LAA	1-3	7.40	5	5	0	0	0	0	20.2	26	17	17	5	2	11	1	19	1	0	.295
2022	LAA	7-6	3.77	25	25	1	0	1	0	129.0	110	56	54	13	8	46	1	122	2	0	.231
	Salt Lake	0-0	1.50	1	1	0	0	0	0	6.0	3	1	1	1	0	1	0	14	0	0	.143
2023	LAA	4-10	4.48	28	28	0	0	0	0	148.2	141	81	74	19	13	60	2	168	7	0	.248
<b>MAJOR TOTALS</b>		<b>12-19</b>	<b>4.37</b>	<b>58</b>	<b>58</b>	<b>1</b>	<b>0</b>	<b>1</b>	<b>0</b>	<b>298.1</b>	<b>277</b>	<b>154</b>	<b>145</b>	<b>37</b>	<b>23</b>	<b>117</b>	<b>4</b>	<b>309</b>	<b>10</b>	<b>0</b>	<b>.244</b>
<b>MINOR TOTALS</b>		<b>3-4</b>	<b>3.04</b>	<b>15</b>	<b>15</b>	<b>0</b>	<b>0</b>	<b>0</b>	<b>0</b>	<b>68.0</b>	<b>55</b>	<b>26</b>	<b>23</b>	<b>11</b>	<b>2</b>	<b>20</b>	<b>0</b>	<b>122</b>	<b>4</b>	<b>0</b>	<b>.217</b>

Disabling Injuries: 2021 — Disabled Aug. 25 - Sept. 23

## 2023 SEASON

- ◆ Made **Angels** Opening Day roster for second consecutive season...Made career-high 28 starts.
- ◆ Ranked ninth in American League with 26.1% strikeout rate (min. 140 IP)...Led Halos with 168 punchouts in 2023.
- ◆ Matched career high with 12 strikeouts on May 19 vs. Minnesota...Previously tallied 12 strikeouts on July 31, 2022 vs. Texas.
- ◆ From June 8 - July 2, went 2-0 with a 1.42 ERA (31.2 IP - 5 ER) with 43 strikeouts across five starts...Logged five straight starts with 8+ strikeouts and two-or-fewer runs allowed...The only other player in Angels history with such a streak was Nolan Ryan (seven games; his final three games in 1972 and first four in 1973).
- ◆ Came within eight outs of a second career no-hitter after tossing 7.1 hitless innings against Rangers on August 16...No-hit bid ended following an 8th inning double off the bat of Marcus Semien.
- ◆ Posted a 1.82 ERA (24.2 IP - 5 ER) with 26 strikeouts in four starts in the month of September, and struck out seven hitters in each of his final three starts of the season...Pitched 7.0 innings and surrendered one run on four hits, four walks, and seven strikeouts in last start of the year on September 26 vs. Texas...Three of last four outings in 2023 were quality starts.
- ◆ Held opponents to a .221 (77/348) average against offspeed pitches, including a .191 (17/89) clip on curveballs.

## CAREER HIGHLIGHTS

- ◆ Pitched 12th no-hitter in Angels history on May 10, 2022 vs. Tampa Bay.
- ◆ Earned A.L. Pitcher of the Week honors for May 9-15, 2022.
- ◆ Pitched third immaculate inning in Angels history on July 31, 2022 vs. Rangers (2nd inning); third pitcher in MLB history to toss both a no-hitter and immaculate inning in the same season (Mike Fiers, 2015; Sandy Koufax, 1962, 1963, 1964).
- ◆ Made Major League debut on August 1, 2021 vs. Oakland.

DETMERS

# 2024 LOS ANGELES ANGELS

## MAJOR LEAGUE SUMMARY

### 2022

- ◆ Made Opening Day roster for first time in career and totaled 25 big league starts across two Major League stints with **Angels**... Entered year rated by *Baseball America* as top prospect in Angels organization, top left-handed pitching prospect in all of baseball and #27 overall prospect in the game.
- ◆ Pitched 12th no-hitter in Angels history (10th individual no-hitter) May 10 vs. Tampa Bay...Allowed just two baserunners (one walk & one reached on error)...Second Angels rookie to throw a no-hitter, joining Bo Belinsky (May 5, 1962 vs. Baltimore)...At 22 years, 306 days, Detmers was the youngest MLB pitcher to throw a no-hitter since Anibal Sanchez (22 years, 191 days) did so with Marlins, Sept. 6, 2006...10th MLB pitcher all-time to throw a no-hitter within his first 11 career games...Only MLB pitcher with an individual no-hitter during 2022 season.
- ◆ Earned A.L. Pitcher of the Week honors for May 9-15.
- ◆ In 2nd inning, July 31 vs. Texas, pitched third immaculate inning in Angels history after striking out Ezequiel Duran, Kole Calhoun and Charlie Culberson on nine pitches...Joined Nolan Ryan (July 9, 1972 vs. Boston) and Garrett Richards (June 4, 2014 at Houston) as only Halos pitchers to accomplish the feat...Also set a career high in that game with 12 strikeouts.
- ◆ Among A.L. rookies (min. 100 IP), ranked second in opponent batting average, third in ERA, strikeouts and WHIP (1.21) and tied for third in wins.
- ◆ Did not allow a home run in 17 of 25 starts...Held opponents homerless through final 39.0 innings of season and yielded just two HR in final 71.0 innings pitched.
- ◆ Made five starts in day games, going 3-1 with a 2.30 ERA (27.1 IP - 7 ER) and 28 strikeouts.
- ◆ Optioned to Triple-A **Salt Lake** June 22 and made one start for Bees, before returning to Angels July 8 for remainder of season...Tallied 14 strikeouts in start for Bees, which matched Salt Lake franchise record; also Jered Weaver (2006) and Tyler Skaggs (2016).
- ◆ Following return from Triple-A, pitched to a 3.04 ERA (71 IP - 24 ER) and 78 strikeouts in 13 starts.

### YOUTH MOVEMENT

At 22 years, 306 days old, Reid Detmers was the youngest Angels pitcher to throw a no-hitter in franchise history.

### IMMACULATE

#### Immaculate innings in Angels history

Player	Date	Opponent
Nolan Ryan	July 9, 1972	vs. BOS
Garrett Richards	June 4, 2014	at HOU
Reid Detmers	July 31, 2022	vs. TEX

### 2021

- ◆ Began season with Double-A **Rocket City** and was ranked by *Baseball America* as Angels #4 prospect (#2 pitching prospect).
- ◆ Was Opening Day starter in Trash Pandas inaugural game, May 5 at Chattanooga.
- ◆ Set minor league career high with 16 strikeouts June 26 at Chattanooga across 6.0 innings pitched...The 16 strikeouts were the highest single game total for any Angels minor leaguer since at least 2006 and were the most for any Double-A pitcher since Jesse Biddle had 16 SO on April 22, 2013 for Reading (PHI).
- ◆ Totaled 12 games for Rocket City before moving to Triple-A July 22...At time of his promotion, his 97 strikeouts led Double-A South and were the most among all Angels farmhands.
- ◆ Had one start for **Salt Lake** and tossed 6.0 scoreless innings vs. Las Vegas before Major League call-up.
- ◆ Made Major League debut with **Angels** with start on Aug. 1 vs. Oakland.
- ◆ Earned first career Major League win Aug. 15 vs. Houston after tossing 6.0 innings and allowing one earned run on three hits with two walks and six strikeouts; marked first career quality start.
- ◆ Missed 25 games on injured list from Aug. 25 - Sept. 23...Was optioned to Salt Lake following return from IL and made one start for Bees before returning to Majors to start Angels final game of regular season.

## NOTABLE MINOR LEAGUE AWARDS AND HONORS

- ◆ **2021** Futures Game Selection

## CAREER TRANSACTIONS

- ◆ June 14, 2017...Selected by **Braves** in 32nd round of First-Year Player Draft (did not sign).
- ◆ June 10, 2020...Selected by **Angels** in first round (10th overall) of First-Year Player Draft



## ◆ PERSONAL/MISC

- ◆ Reid Kristien Detmers...On Twitter: @RDetmers.
- ◆ After signing with Angels, June 28, 2020, was part of Player Pool and spent 2020 season at Alternate Training Site in Long Beach...Did not appear in a game for Angels.
- ◆ Played three collegiate seasons at University of Louisville, where he majored in sport administration...Selected as All-American in 2019 and 2020...In 2019 was named ACC Pitcher of the Year, All-ACC First Team and was a semifinalist for Golden Spikes Award and Dick Howser Award...Set Louisville's single-season strikeout record in 2019 with 167 and tied program record for wins (13).
- ◆ Graduated from Glenwood HS (Chatham, IL), where he played final prep season and finished senior season with a 9-2 record, 1.87 ERA and 153 strikeouts...Named to All-State First Team.
- ◆ Played first three high school seasons at Nokomis HS (Nokomis, IL)...Received All-Conference honors all four years of high school.
- ◆ Grew up as a St. Louis Cardinals fan...Favorite football team is Chicago Bears...Favorite movies are The Sandlot and Major League.
- ◆ Father, Kris Detmers, played six seasons in minors as a left-handed pitcher after being drafted in the 22nd round of 1993 draft by St. Louis...Grandfather played college football.
- ◆ Signed by Angels scout John Burden June 28, 2020.

## MAJOR LEAGUE HITTING TOTALS

	AVG	AB	R	H	2B	3B	HR	RBI	SH	SF	HBP	BB	IBB	SO	SB	CS	GDP	SLG	OBP
CAREER	.000	1	0	0	0	0	0	0	0	0	0	1	0	1	0	0	0	.000	.500

## CAREER FIELDING

POS	PCT	G	PO	A	E	TC	DP
P	.923	58	3	21	2	26	0

## DETMERS' CAREER HIGHS

SEASON	GAME
Wins 7 — 2022	SO 12 — Twice; last, 5/19/23 vs. MIN
Losses 10 — 2023	IP 9.0 — 5/10/22 vs. TBR
ERA 3.77 — 2022	R & ER 7 — 4 times; last, 8/11/23 @ HOU
IP 148.2 — 2023	BB 4 — Twice; last, 9/26/23 vs. TEX
SO 168 — 2023	H 0 — 5/10/22 vs. TBR
Win Streak 2 — 3 times; last, 6/8-7/2/2023	



Reid Detmers visited The Great Park in Irvine, CA on June 10, 2023 as part of the Angels Play Ball Clinic.

# 2024 LOS ANGELES ANGELS



# 17

# HUNTER DOZIER

**BORN:** AUG. 22, 1991

**BIRTHPLACE:** WICHITA FALLS, TX

**MLB SERVICE:** 5 YEARS, 118 DAYS

**ACQUIRED:** SIGNED AS MINOR LEAGUE FREE AGENT, JAN. 17, 2024

**SIGNED THRU:** 2024; SIGNED ONE-YEAR CONTRACT; JAN. 17, 2024

**OPENING DAY AGE:** 32

**RESIDES:** ARGYLE, TX

▶ **OUTFIELDER**

▶ **HEIGHT** 6'4

▶ **WEIGHT** 220

▶ **BATS** L

▶ **THROWS** R

## NON-ROSTER INVITEE

### DOZIER'S LIFETIME PLAYING RECORD

Year	Club	AVG	G	AB	R	H	2B	3B	HR	RBI	SH	SF	HBP	BB	IBB	SO	SB	CS	GDP	SLG	OBP	E
2013	Idaho Falls	.303	54	218	43	66	24	0	7	43	0	2	3	32	0	32	3	1	2	.509	.403	10
	Lexington	.327	15	55	6	18	6	0	0	9	0	0	1	3	0	5	0	0	1	.436	.373	1
2014	Wilmington	.295	66	224	36	66	18	0	4	39	0	3	5	35	2	56	7	3	6	.429	.397	7
	NW Arkansas	.209	64	234	33	49	12	0	4	21	0	1	1	31	0	70	3	2	12	.312	.303	12
2015	NW Arkansas	.213	128	475	65	101	27	1	12	53	0	2	1	45	1	151	6	2	7	.349	.281	22
2016	NW Arkansas	.305	26	95	14	29	8	0	8	21	0	0	1	14	0	23	4	0	1	.642	.400	1
	Omaha	.294	103	391	65	115	36	1	15	54	0	3	0	40	3	100	3	1	12	.506	.357	10
2017	KANSAS CITY	.211	8	19	4	4	1	0	0	1	0	0	0	2	0	8	0	0	0	.263	.286	0
	Wilmington (1)	.364	3	11	1	4	1	0	0	1	0	0	1	1	0	5	0	0	0	.455	.462	0
2018	Omaha	.226	24	84	11	19	6	1	4	12	0	1	2	9	0	37	1	1	0	.464	.313	0
	NW Arkansas (1)	.250	6	16	4	4	1	0	0	0	0	0	0	4	0	8	0	0	0	.313	.400	1
2018	Omaha	.254	35	118	18	30	6	0	1	11	0	0	1	24	0	43	2	1	1	.331	.385	3
	KANSAS CITY	.229	102	362	36	83	19	4	11	34	0	1	1	24	0	109	2	3	12	.395	.278	7
2019	KANSAS CITY	.279	139	523	75	146	29	10	26	84	0	5	3	55	2	148	2	2	9	.522	.348	9
	NW Arkansas (1)	.357	3	14	1	5	1	0	0	4	0	0	0	0	0	2	1	0	1	.429	.357	0
2020	KANSAS CITY	.228	44	158	29	36	4	2	6	12	0	0	1	27	0	48	4	0	3	.392	.344	0
2021	KANSAS CITY	.216	144	487	55	105	27	6	16	54	0	6	7	43	0	154	5	4	12	.394	.285	7
	Omaha (1)	.167	4	18	1	3	2	0	0	3	0	0	0	0	0	5	0	0	0	.278	.167	0
2022	KANSAS CITY	.236	129	462	51	109	26	4	12	41	0	1	3	34	0	125	4	3	14	.387	.292	5
2023	KANSAS CITY	.183	29	82	8	15	2	1	2	9	0	1	0	8	0	29	2	0	0	.305	.253	1
<b>MAJOR TOTALS</b>		<b>.238</b>	<b>595</b>	<b>2093</b>	<b>258</b>	<b>498</b>	<b>108</b>	<b>27</b>	<b>73</b>	<b>235</b>	<b>0</b>	<b>14</b>	<b>15</b>	<b>193</b>	<b>2</b>	<b>621</b>	<b>19</b>	<b>12</b>	<b>50</b>	<b>.420</b>	<b>.305</b>	<b>29</b>
<b>MINOR TOTALS</b>		<b>.261</b>	<b>531</b>	<b>1953</b>	<b>298</b>	<b>509</b>	<b>148</b>	<b>3</b>	<b>55</b>	<b>271</b>	<b>0</b>	<b>12</b>	<b>16</b>	<b>241</b>	<b>6</b>	<b>537</b>	<b>30</b>	<b>11</b>	<b>43</b>	<b>.424</b>	<b>.345</b>	<b>67</b>

(1) rehab assignment

- Disabling Injuries:** **2021** — Concussion; disabled May 14 - May 28  
**2020** — Disabled July 22 - Aug. 9  
**2019** — Right side thorax tightness; disabled June 3 - June 21  
**2017** — Left oblique strain; disabled April 2 - June 1

### 2023 SEASON

- ◆ Made fifth career Opening Day roster with **Royals**.
- ◆ Played in 29 games (25 starts) for Royals, appearing at third base in the bulk of his games (17).
- ◆ Posted a .916 OPS in 22 at-bats against LHP.

### CAREER HIGHLIGHTS

- ◆ Made Major League debut with Kansas City on Sept. 2, 2016...Logged first career hit on Sept. 15, 2016 vs. Oakland with a double off Dillon Overton.
- ◆ Hit first career MLB home run on May 30, 2018 vs. MIN off Aaron Slegers.
- ◆ Set career highs across the board in 2019 when he hit .279 (146/523) with an .870 OPS, 29 doubles, a Major League-leading (tied) 10 triples, 26 HR and 84 RBI.
- ◆ Set a career high with six outfield assists in 2021.
- ◆ Since 2018, ranks third in American League with 27 triples.

DOZIER

## NOTABLE MINOR LEAGUE AWARDS AND HONORS

- ◆ 2016 Futures Game Selection...MiLB.com Organizational All-Star...Pacific Coast League Player of the Week (July 10).
- ◆ 2014 Arizona Fall League Rising Star...Arizona Fall League All-Prospect Team...Carolina League Player of the Week (May 26).
- ◆ 2013 MiLB.com Organizational All-Star.

## CAREER TRANSACTIONS

- ◆ June 6, 2013...Selected by **Royals** in first round (eighth overall) of First-Year Player Draft (signed June 10, 2013).
- ◆ Mar. 1, 2021...Signed by **Royals** to four-year contract.
- ◆ Jan. 17, 2024...Signed by **Angels** as minor league free agent.

## PERSONAL/MISC

- ◆ Hunter William Dozier.
- ◆ Hunter resides in Argyle, Texas with his wife, Amanda, son, Bodhi, and daughters, Blake and Briar.
- ◆ Started “Step Up Big” in 2020, which supports Big Brothers, Big Sisters of Kansas City...he’s also volunteered at Special Olympics Clinics, a PLAY Clinic for area youth and the Dream Factory through Royals Charities...he previously participated in the Royals Charities Golf Tournament, Diamond of Dreams and a calendar shoot for Braden’s Hope.
- ◆ Attended Stephen F. Austin State University, and left as the school’s career leader in hits and doubles...Named Southland Conference Player of the Year in 2013 and a finalist for the Brooks Wallace Award, which is given to the best shortstop in college baseball.
- ◆ Graduated from Denton HS (Texas), where he lettered in baseball and football, but missed his senior football season due to a broken collarbone.
- ◆ Enjoys golfing, hunting, and spending time with his family during the offseason.
- ◆ Originally signed by Royals scout Mitch Thompson.

## MISCELLANEOUS STATS

### TWO-HR GAMES (3)

Aug. 11, 2019 at DET

Aug. 8, 2019 at DET

Aug. 2, 2019 at MIN

### CAREER GRAND SLAM HOME RUNS (1)

June 25, 2019 at CLE

### CAREER WALK-OFF PLATE APPEARANCES (2)

April 14, 2019 vs. CLE (RBI single; 9th)

Aug. 24, 2018 vs. CLE (Solo HR; 9th)

## CAREER FIELDING

POS	PCT	G	PO	A	E	TC	DP
1B	.996	152	1052	63	5	1120	119
3B	.957	239	517	363	22	517	42
OF	.993	166	279	7	2	288	0
P	1.000	1	0	1	0	1	0

## DOZIER'S CAREER HIGHS

	SEASON		GAME
AVG	.279 — 2019	H	5 — 5/13/22 @ COL
R	75 — 2019	R	4 — 5/13/22 @ COL
H	146 — 2019	HR	2 — 3 times; last, 8/11/19 at DET
2B	29 — 2019	2B	2 — 11 times; last, 7/10/22 vs. CLE
HR	26 — 2019	RBI	4 — Twice; last, 6/25/19 at CLE
RBI	84 — 2019	Hit Streak	9 — Twice; last, July 13-21, 2019

# 2024 LOS ANGELES ANGELS



## 23 BRANDON DRURY



**BORN:** AUG. 21, 1992  
**BIRTHPLACE:** GRANT PASS, OR  
**MLB SERVICE:** 7 YEARS, 1 DAY

**OPENING DAY AGE:** 31  
**RESIDES:** LAS VEGAS, NV

**ACQUIRED:** SIGNED AS A FREE AGENT, DEC. 22, 2022  
**SIGNED THRU:** 2024; SIGNED TWO-YEAR CONTRACT, DEC. 22, 2022

INFIELDER

▶ HEIGHT 6-2 ▶ WEIGHT 230 ▶ BATS R ▶ THROWS R

### DRURY'S LIFETIME PLAYING RECORD

Year	Club	AVG	G	AB	R	H	2B	3B	HR	RBI	SH	SF	HBP	BB	IBB	SO	SB	CS	GDP	SLG	OBP	E
2010	— Braves (GCL)	.198	52	192	20	38	7	1	3	17	1	1	4	9	1	50	2	2	4	.292	.248	5
2011	— Danville	.347	63	265	40	92	23	0	8	54	0	3	4	6	1	35	3	0	6	.525	.367	8
2012	— Rome	.229	123	445	47	102	22	3	6	51	3	5	7	20	0	74	3	4	14	.333	.270	9
2013	— South Bend	.302	134	526	78	159	51	4	15	85	0	5	5	47	6	92	1	1	10	.500	.362	13
2014	— Visalia	.300	107	430	73	129	35	1	19	81	0	2	5	41	2	76	3	3	16	.519	.366	13
	— Mobile	.295	29	105	12	31	7	0	4	14	0	2	2	7	0	19	0	0	1	.476	.345	1
2015	— Mobile	.278	67	273	22	76	14	1	3	36	0	5	2	11	0	41	4	5	7	.370	.306	9
	— Reno	.331	63	251	43	83	26	0	2	25	0	2	2	21	0	35	0	2	6	.458	.384	4
	— ARIZONA	.214	20	56	3	12	3	0	2	8	0	0	1	2	0	8	0	0	5	.375	.254	1
2016	— Reno	.143	3	14	2	2	0	0	0	0	0	0	0	1	0	1	0	0	1	.143	.200	0
	— ARIZONA	.282	134	461	59	130	31	1	16	53	0	4	3	31	2	100	1	1	14	.458	.329	6
2017	— ARIZONA	.267	135	445	41	119	37	2	13	63	0	2	5	28	1	103	1	1	9	.447	.317	11
2018	— NEW YORK (AL)	.176	18	51	2	9	2	0	1	7	0	0	1	5	0	12	0	0	4	.275	.263	3
	— Trenton (1)	.263	6	19	4	5	0	0	1	2	0	1	0	5	0	10	0	0	0	.421	.400	0
	— Scranton/WB (1)	.291	56	199	30	58	13	1	5	30	0	0	4	32	2	58	3	1	3	.442	.400	5
	— TORONTO	.154	8	26	3	4	2	0	0	3	0	0	1	2	0	8	0	0	1	.231	.241	1
2019	— TORONTO	.218	120	418	43	91	21	1	15	41	0	3	1	25	0	113	0	1	6	.380	.262	5
2020	— TORONTO	.152	21	46	3	7	1	0	0	1	0	1	0	2	0	9	0	0	0	.174	.184	0
2021	— Syracuse	.257	56	214	28	55	14	0	9	32	0	2	1	19	0	49	0	0	5	.449	.318	2
	— NEW YORK (NL)	.274	51	84	7	23	5	0	4	14	0	0	1	3	0	22	0	0	3	.476	.307	1
2022	— CINCINNATI	.274	92	350	62	96	22	2	20	59	0	2	4	29	0	84	2	2	6	.520	.335	4
	— SAN DIEGO	.238	46	168	25	40	9	0	8	28	0	2	4	9	0	42	0	1	2	.435	.290	1
2023	— LAA	.262	125	485	61	127	30	3	26	83	0	5	8	25	0	136	0	2	14	.497	.306	2
<b>MAJOR TOTALS</b>		<b>.254</b>	<b>770</b>	<b>2590</b>	<b>309</b>	<b>658</b>	<b>163</b>	<b>9</b>	<b>105</b>	<b>360</b>	<b>0</b>	<b>19</b>	<b>29</b>	<b>161</b>	<b>3</b>	<b>637</b>	<b>4</b>	<b>8</b>	<b>64</b>	<b>.446</b>	<b>.303</b>	<b>35</b>
<b>MINOR TOTALS</b>		<b>.283</b>	<b>759</b>	<b>2933</b>	<b>399</b>	<b>830</b>	<b>212</b>	<b>11</b>	<b>75</b>	<b>427</b>	<b>4</b>	<b>28</b>	<b>36</b>	<b>219</b>	<b>12</b>	<b>540</b>	<b>19</b>	<b>18</b>	<b>73</b>	<b>.439</b>	<b>.337</b>	<b>17</b>

(1) rehab assignment

**Disabling Injuries:** **2023** — Left shoulder contusion; disabled July 2 (retro to June 30) - Aug. 4  
**2022** — Concussion; disabled Sept. 5 - 10  
**2020** — No designation; disabled July 1 - 26  
**2018** — Left hand fracture; disabled Aug. 7 (retro, April 18) - end of season  
 Severe migraines; disabled April 7 - May 14

### 2023 SEASON

- ◆ First season as an **Angel**...Played in 125 games and posted career highs in triples (3) and slugging percentage (.497).
- ◆ Notched four multi-HR games (6 total in career); last, Oct. 1 vs. Oakland.
- ◆ Finished season leading Halos in games with at least three RBI (12 G).
- ◆ Reached 100 career home runs on Sept. 11 at Seattle; also his fifth career go-ahead home run in the 7th inning or later.
- ◆ Recorded a RBI in seven consecutive games Aug. 18-26 (tied for longest in career; had a seven-game streak from Sept. 9-15, 2016 with Arizona).
- ◆ Homered in three consecutive games Aug. 19-22 (third time in career; last June 10-13, 2017 with Arizona).
- ◆ Homered in both games of Aug. 19 doubleheader...Became first Angel to homer in both games of doubleheader since Mike Trout on June 18, 2022 at Seattle.
- ◆ Set single-series franchise record with 12 RBI during April 24-27 series vs. Oakland...Seven extra-base hits tied Angels record for a series (joining Albie Pearson in 1962, Tim Salmon in 1995, Troy Glaus in 1999, Vladimir Guerrero in 2004, and Albert Pujols in 2012)...25 total bases are the second-most in a series in Angels history behind Guerrero's 29 total bases from Sept. 27-30, 2004 at Texas.

DRURY



## CAREER SUMMARY

- ◆ Beginning 10th big league season and fifth in the American League.
- ◆ In 2022, won the first ever Silver Slugger Award for a utility player.
- ◆ Hit 300th career home run on September 11, 2023 at Seattle off Justin Topa.
- ◆ Collected 300th career RBI on May 19, 2023 vs. Minnesota...Scored 300th career run on September 11, 2023 at Seattle.
- ◆ Made big league debut with Arizona Sept. 1, 2015 vs. Colorado...Logged first career hit the following day vs. Colorado, a single off Jon Gray.

## MAJOR LEAGUE SUMMARY

### 2022

- ◆ Tabbed as a Silver Slugger for first time in career during eighth big league season...Established new career highs in nearly every offensive category, including runs (87), hits (136), home runs (28), RBI (87), walks (38), and OPS (.813) with the **Reds** and **Padres**...28 home runs were good for 12th in the N.L. by an infielder...Marked first 20 2B/20 HR season of career.
- ◆ Began the season with Cincinnati and was pacing the Reds in average (min. 200 AB), hits, doubles, home runs, RBI, runs and slugging before midseason trade...Acquired by the Padres Aug. 2 in exchange for INF Victor Acosta... Following trade, ranked in the Top 5 on the Padres in home runs (2nd), slugging (2nd), RBI (3rd), average (3rd), doubles (T3rd), runs (4th), hits (5th) and triples (T5th).
- ◆ Made debut with Padres Aug. 3 vs. Colorado and connected for second career grand slam in his first PA with San Diego...Became first player with a grand slam in his first PA with a team after changing teams midseason since Boston's Rip Repulski on May 10, 1960.
- ◆ Became fourth Reds player to hit at least 20 HR and play five positions in a single season, joining Scooter Gennett (2017), Willie Greene (1996, 1997) and Hall of Famer Johnny Bench (1970, 1971, 1977).
- ◆ Began June by setting a career-high 12-game hitting streak.
- ◆ Signed with the Reds to a minor league contract and was invited to Spring Training.

### 2021

- ◆ Made 51 appearances across two stints for **Mets**...Paced the Majors as a pinch hitter in average (.367), slugging (.767) and OPS (1.154)...11 pinch hits tied for ninth in Major Leagues...Hit his first three career pinch-hit HR, tied for third-most in the Major Leagues and tied for the fifth-most ever by a Mets batter in a single season.
- ◆ Hit safely in eight straight at-bats July 24-29, a career-high and one shy of the Mets' record for hits in consecutive at bats...July 27 vs Atlanta, became the 10th Mets batter ever to log a three-hit game off the bench.
- ◆ Logged sixth career walk-off RBI July 31 vs the Reds.

### 2020

- ◆ Saw action in 21 games during sixth big league season and second with **Blue Jays**...Spent the first month of the season with the Jays before being optioned to the team's Alternate Site August 28.

### 2019

- ◆ In fifth season in the Majors, hit 15 home runs for the **Blue Jays**, then the second most of career...Tallied second career 15 HR/20 2B season of career (also, 2016).
- ◆ Played six different positions over the course of the year: first base (12 G), second base (16 G), third base (65 G), shortstop (5 G), left field (8 G) and right field (18 G).
- ◆ Logged first career walk-off home run April 26 vs. Oakland...Notched first career multi-homer game July 27 vs. Tampa Bay and first career grand slam August 12 vs. Texas.

### 2018

- ◆ Saw action across three different stints with the **Yankees** after being acquired by New York at the start of Spring Training...Dealt to **Blue Jays** midseason in a three-player trade for LHP J.A. Happ.
- ◆ Limited to just 26 big league games due to injuries...Missed a month with severe migraines and suffered a season-ending fractured left hand on August 4.

### 2017

- ◆ In third big league season and final with **D-backs**, set a career high with 37 doubles...The 37 doubles ranked seventh in N.L. and fourth in franchise history by a second baseman.
- ◆ One of 13 D-back infielders to log a 30 2B/10 HR season.
- ◆ Ranked second in the majors with a .414 (24-58) average in Interleague games...Recorded an RBI in eight consecutive games vs. AL clubs...1.271 OPS in Interleague play ranked third in the Majors.

### 2016

- ◆ In first full big league season with **D-backs**, ranked among the top N.L. rookies in doubles (31, 2nd), total bases (211, T2nd), extra-base hits (48, 3rd), RBI (53, 4th), batting average (.282, 4th) and homers (16, 6th)...Set a D-backs rookie record with 31 doubles...Named the D-backs Rookie of the Year.
- ◆ Named the N.L. Co-Player of the Week for September 12-18 after hitting .500 (14-28) with 10 runs scored, three doubles, four homers, seven RBI and six walks in seven games.
- ◆ One of six players to make at least 25 starts at both third base and the outfield.
- ◆ Logged three walk-off RBI: Game-winning single on July 16 vs. Dodgers, a sac fly on Aug. 24 vs. Atlanta and a walk-off single on Sept. 18 vs. the Dodgers.

# 2024 LOS ANGELES ANGELS

## 2015

- ◆ After spending a majority of the season with Double-A **Mobile** and Triple-A **Reno**, was recalled to the Diamondbacks Sept. 1 and made big league debut that evening...Started the game at third base vs. Colorado...Logged first hit the following night at Colorado, a single off Jon Gray...Hit his first career home run on Sept. 22 at Dodger Stadium, a ninth-inning, three-run home run off Adam Liberatore.

## POSTSEASON SUMMARY

- ◆ Has made appearances in two different postseasons...Owns eight hits in 36 postseason at-bats (.222), including two home runs and eight RBI (11 G).
- ◆ Returned to the postseason with the Padres in **2022**...Posted a .400 (6/15) clip in four NLCS games vs. the Phillies...Led the Padres with a .400 batting average and five RBI in the series and was tied for first in hits.
- ◆ Made postseason debut with Arizona in **2017**...Combined to go 1-for-6 (.167) in the Wild Card Game (vs. Colorado) and Division Series vs. the Dodgers...Tagged a pinch-hit, 3-run home run in the 7th inning of Game 2.

### WILD CARD GAME TOTALS

Year	Club, Opp	AVG	G	AB	R	H	2B	3B	HR	RBI	SH	SF	HBP	BB	IBB	SO	SB	CS	GDP	SLG	OBP	E
2017—	AZ, COL	.000	1	1	0	0	0	0	0	0	0	0	0	0	0	0	0	0	0	.000	.000	0
2022—	SD, NYM	.000	1	4	0	0	0	0	0	0	0	0	0	0	0	1	0	0	0	.000	.000	0
<b>Totals</b>		<b>.000</b>	<b>2</b>	<b>5</b>	<b>0</b>	<b>0</b>	<b>0</b>	<b>0</b>	<b>0</b>	<b>0</b>	<b>0</b>	<b>0</b>	<b>0</b>	<b>0</b>	<b>0</b>	<b>1</b>	<b>0</b>	<b>0</b>	<b>0</b>	<b>.000</b>	<b>.000</b>	<b>0</b>

### DIVISION SERIES TOTALS

Year	Club, Opp	AVG	G	AB	R	H	2B	3B	HR	RBI	SH	SF	HBP	BB	IBB	SO	SB	CS	GDP	SLG	OBP	E
2017—	AZ, LAD	.200	2	5	1	1	0	0	1	3	0	0	0	0	0	2	0	0	2	.800	.200	0
2022—	SD, LAD	.091	3	11	0	1	0	0	0	0	0	0	0	0	0	5	0	0	0	.091	.091	0
<b>Totals</b>		<b>.125</b>	<b>5</b>	<b>16</b>	<b>1</b>	<b>2</b>	<b>0</b>	<b>0</b>	<b>1</b>	<b>3</b>	<b>0</b>	<b>0</b>	<b>0</b>	<b>0</b>	<b>0</b>	<b>7</b>	<b>0</b>	<b>0</b>	<b>2</b>	<b>.313</b>	<b>.125</b>	<b>0</b>

### CHAMPIONSHIP SERIES TOTALS

Year	Club, Opp	AVG	G	AB	R	H	2B	3B	HR	RBI	SH	SF	HBP	BB	IBB	SO	SB	CS	GDP	SLG	OBP	E
2022—	TB, HOU	.400	4	15	2	6	1	0	1	5	0	0	0	1	0	5	0	0	0	.667	.438	0

## NOTABLE MINOR LEAGUE AWARDS AND HONORS

- ◆ **2018** International League Player of the Week...International League Mid-Season All-Star.
- ◆ **2015** MiLB.com Organizational All-Star...Southern League Mid-Season All-Star...Baseball America Minor League All-Star.
- ◆ **2014** California League Mid-Season All-Star...Baseball America High Class A All-Star...Southern League Player of the Week (Aug. 18)...Participated in the Arizona Fall League...AFL Rising Stars Game...AFL All-Prospect League.
- ◆ **2013** MiLB.com Organization All-Star...Midwest League Mid-Season All-Star... Midwest League Postseason All-Star... Midwest League Player of the Week (June 3).
- ◆ **2011** Appalachian League Player of the Year...Appalachian League Postseason All-Star...MiLB.com Organizational All-Star.

## CAREER TRANSACTIONS

- ◆ June 8, 2010...Selected by **Braves** in 13th round of First-Year Player Draft.
- ◆ Dec. 6, 2019...Traded by **Braves** with INF Nick Ahmed, RHP Randall Delgado, INF Martin Prado, and RHP Zeke Spruill to **Diamondbacks** in exchange for INF Chris Johnson and OF Justin Upton.
- ◆ Feb. 20, 2018...Traded by **Diamondbacks** to **Yankees** in a three-team deal...Yankees sent RHP Taylor Widener, to the Diamondbacks...Yankees sent INF Nick Solak to the **Rays**...The Rays sent OF Steven Souza Jr. to the Diamondbacks...The Diamondbacks sent LHP Anthony Banda and Player to be Named Later (RHP Sam McWilliams and LHP Colin Poche) to the Rays.
- ◆ July 26, 2018...Traded by **Yankees** with OF Billy McKinney to **Blue Jays** in exchange for LHP J.A. Happ.
- ◆ Jan. 5, 2021...Signed by **Mets** as a minor league free agent.
- ◆ March 21, 2022...Signed by **Reds** as a minor league free agent.
- ◆ Aug. 2, 2022...Traded by the **Reds** to **Padres** in exchange for INF Victor Acosta.
- ◆ Dec. 22, 2022...Signed by **Angels** to a two-year contract.

## PERSONAL/MISC

- ◆ Brandon Shane Drury.
- ◆ Graduated from Grant Pass High School (OR) where he played shortstop...As a senior was named first-team Rawlings All-West Region...Prior to signing with the Braves, had committed to play baseball at Oregon State University...Played football and basketball as a child before focusing on baseball full time in high school.
- ◆ Grew up an avid Angels fan.
- ◆ Spent several offseasons working out with former MLB All-Star Troy Tulowitzki.

## MISCELLANEOUS STATS

## TWO-HR GAMES (6)

Oct. 1, 2023 vs. OAK  
Apr. 24, 2023 vs. OAK

Sept. 20, 2023 at TB  
Sept. 16, 2022 at ARI

June 17, 2023 at KC  
July 27, 2019 vs. TB

## CAREER GRAND SLAMS (2)

Aug. 3, 2022 vs. COL

Aug. 12, 2019 vs. TEX

## CAREER WALK-OFF PLATE APPEARANCES (6)

July 31, 2021 vs. NYM (RBI-single; 10th)  
July 21, 2017 vs. WAS (RBI-single; 9th)  
Aug. 24, 2016 vs. ATL (Sac fly; 11th)

April 26, 2019 vs. OAK (2-run HR; 9th)  
Sept. 18, 2016 vs. LAD (RBI-single; 12th)  
July 16, 2016 vs. LAD (RBI-single, 12th)

## CAREER FIELDING

POS	PCT	G	PO	A	E	TC	DP
1B	1.000	95	496	44	0	540	41
2B	.985	284	378	597	15	990	139
3B	.959	211	127	289	18	434	36
SS	1.000	11	11	18	0	29	2
LF	.991	76	110	0	1	111	0
RF	.989	57	86	0	1	87	0
P	-	1	0	0	0	0	0

## DRURY'S CAREER HIGHS

## SEASON

AVG .282 — 2016  
H 136 — 2022  
R 87 — 2022  
BB 38 — 2022  
2B 37 — 2017  
HR 28 — 2022  
RBI 87 — 2022

## GAME

H 4 — 7 times; last, 7/9/22 vs. TB  
HR 2 — 6 times; last, 10/1/23 vs. OAK  
R 3 — 12 times; last, 10/1/23 vs. OAK  
BB 3 — 5/11/22 vs. MIL  
2B 2 — 10 times; last, 5/27/23 vs. MIA  
RBI 6 — 6/21/17 at COL  
Hit Streak 12 — June 1 - 13, 2022



# 2024 LOS ANGELES ANGELS



## 53 CARLOS ESTÉVEZ



**BORN:** DEC. 28, 1992  
**BIRTHPLACE:** SANTO DOMINGO, DR  
**MLB SERVICE:** 7 YEARS, 22 DAYS  
**ACQUIRED:** SIGNED AS FREE AGENT, DEC. 5, 2022  
**SIGNED THRU:** 2024; SIGNED TWO-YEAR CONTRACT, DEC. 5, 2022

**OPENING DAY AGE:** 31  
**RESIDES:** SANTO DOMINGO, DR

RHP

▶ HEIGHT 6-6 ▶ WEIGHT 275 ▶ BATS R ▶ THROWS R

### ESTÉVEZ'S LIFETIME PITCHING RECORD

Year	Club	W-L	ERA	G	GS	CG	GF	SHO	SV	IP	H	R	ER	HR	HB	BB	IBB	SO	WP	BK	BAA
2011	— Rockies (DSL)	3-2	3.44	8	6	1	1	0	0	34.0	33	14	13	2	0	14	0	27	6	1	.260
2012	— Rockies (DSL)	3-3	4.14	12	9	1	1	0	0	54.1	53	31	25	3	3	13	0	38	14	0	.259
2013	— Tri-City	1-0	2.45	2	0	0	0	0	0	3.2	3	1	1	1	0	1	0	5	0	0	.214
	Grand Junction	5-1	3.79	22	0	0	4	0	0	35.2	31	18	15	3	1	14	0	31	5	0	.240
2014	— Asheville	1-3	4.73	33	0	0	5	0	0	53.1	62	34	28	4	1	11	0	50	7	0	.294
2015	— Modesto	5-0	1.37	14	0	0	10	0	5	19.2	12	3	3	0	0	5	0	25	0	0	.179
	New Britain	0-3	4.50	34	0	0	26	0	13	36.0	39	19	18	2	1	9	0	43	2	0	.275
2016	— Albuquerque	1-0	3.18	5	0	0	2	0	0	5.2	6	2	2	0	0	3	0	4	0	0	.261
	COLORADO	3-7	5.24	63	0	0	26	0	11	55.0	50	32	32	6	5	28	4	59	3	0	.240
2017	— COLORADO	5-0	5.57	35	0	0	9	0	0	32.1	39	21	20	3	1	14	2	31	1	1	.293
	Albuquerque	1-4	1.34	33	0	0	19	0	4	33.2	23	6	5	2	1	10	0	34	1	0	.193
2018	— Albuquerque	0-1	6.35	28	0	0	8	0	1	28.1	37	21	20	6	1	11	0	35	2	0	.314
2019	— COLORADO	2-2	3.75	71	0	0	13	0	0	72.0	70	34	30	12	1	23	1	81	1	1	.250
2020	— COLORADO	1-3	7.50	26	0	0	6	0	1	24.0	33	21	20	6	3	9	0	27	2	0	.317
2021	— COLORADO	3-5	4.38	64	0	0	22	0	11	61.2	71	32	30	8	2	21	0	60	5	0	.293
	Albuquerque (1)	0-0	0.00	1	0	0	0	0	0	1.0	2	0	0	0	0	0	0	3	0	0	.400
2022	— COLORADO	4-4	3.47	62	0	0	20	0	2	57.0	44	27	22	7	1	23	1	54	6	0	.211
2023	— LAA	5-5	3.90	63	0	0	49	0	31	62.1	62	34	27	7	5	31	5	78	1	0	.254
<b>MAJOR TOTALS</b>		<b>23-26</b>	<b>4.47</b>	<b>384</b>	<b>0</b>	<b>0</b>	<b>145</b>	<b>0</b>	<b>56</b>	<b>364.1</b>	<b>369</b>	<b>201</b>	<b>181</b>	<b>49</b>	<b>18</b>	<b>149</b>	<b>13</b>	<b>390</b>	<b>19</b>	<b>2</b>	<b>.260</b>
<b>MINOR TOTALS</b>		<b>20-17</b>	<b>3.83</b>	<b>192</b>	<b>15</b>	<b>2</b>	<b>76</b>	<b>0</b>	<b>23</b>	<b>305.1</b>	<b>301</b>	<b>149</b>	<b>130</b>	<b>23</b>	<b>8</b>	<b>91</b>	<b>0</b>	<b>295</b>	<b>37</b>	<b>1</b>	<b>.259</b>

(1) rehab assignment

**Disabling Injuries:** **2022** — Disabled Sept. 27 - end of season  
**2021** — Right middle finger strain; disabled May 3-22  
**2018** — Right elbow strain; disabled April 23 - July 15  
 Left oblique strain; disabled March 29 (retro to March 26) - April 23

### 2023 SEASON

- ◆ First season with **Angels**...Appeared in 63 games and logged career-high 31 saves, tied for fourth-most in A.L.
- ◆ Recorded career-high 31st save of the season Sept. 23 at Minnesota; First Angel with a 30+ save season since Raisel Iglesias (34 SV) in 2021.
- ◆ Averaged career-high 11.3 strikeouts per nine in 2023 (previous high was 10.1 K/9 in 2019 and 2020).
- ◆ Collected 50th career save Aug. 13 at Houston.
- ◆ Was successful in first 23 save opportunities this year, setting a franchise record for longest streak to begin a season...Previous record belonged to Hall of Famer Lee Smith, who converted first 19 save chance in 1995.
- ◆ Earned fifth win of season July 30 at Toronto, tying career high (2017).
- ◆ Selected to first career All-Star Team...Pitched 1.0 inning with two strikeouts in the All-Star Game...First Angels reliever to make All-Star team since Jordan Walden in 2011.
- ◆ Winner of 2023 Nick Adenhardt Pitcher of the Year Award for outstanding performance in the regular season.

### CAREER HIGHLIGHTS

- ◆ 2024 marks second year of a two-year contract with Angels after playing for Colorado from 2016-2022.
- ◆ Made first career All-Star Team in 2023 after going 2-1 with a 1.80 ERA (35.0 IP - 7 ER) and 21 saves in the first half.
- ◆ Set Angels franchise record by converting first 23 save opportunities in 2023...Previous record belonged to Hall of Famer Lee Smith, who converted first 19 save chances in 1995.

ESTÉVEZ



- ◆ Recorded career-high 31 saves in 2023, tied for fourth-most in the American League.
- ◆ Recipient of 2023 Nick Adenhardt Pitcher of the Year Award, as voted on by his Angels teammates.
- ◆ His 321 career appearances for Rockies rank sixth in franchise history and 312 career strikeouts are seventh-most by a reliever in franchise history.
- ◆ From 2016-22, led all Rockies pitchers in games (321) and led all relievers in innings (302.0 IP) and strikeouts (312).
- ◆ Since 2019, is tied for the National League lead with 223 appearances and ranked fifth among all N.L. relieves with 214.2 innings pitched.
- ◆ Made a club-high and career-high 71 relief appearances in 2019.
- ◆ In 2016, ranked third among Major League rookies with 11 saves.
- ◆ Made Major League debut with Colorado, April 23, 2016 vs. Dodgers (2 IP, 0 H, 0 R, 1 BB, 2 SO).

## MAJOR LEAGUE SUMMARY

### 2022

- ◆ Appeared in 62 games for **Rockies**, his third campaign with 60 or more outings (also: 2016 and 2021).
- ◆ Held opponents to a .211 (44/209) batting average, which was lowest mark of career...His .204 (20/98) average against right-handers was second-lowest on team among RHP (min. 75 BF).
- ◆ Following All-Star Break, was 2-0 with one save and a 1.40 ERA (25.2 IP - 4 ER) across 26 appearances.
- ◆ Had streak of 13 games (13.0 IP) without an earned run allowed, Aug. 3-Sept. 2, which was second-longest career stretch without an earned run (longest was 14 games, July 31-Sept. 3, 2021).
- ◆ His 2.03 ERA (31 IP - 7 ER) from July 3 through the end of the season, ranked eighth-lowest among National League relievers (min. 30 games).
- ◆ Recorded first strikeout of season in his ninth appearance, May 6 at Arizona...Marked longest stretch of career without a strikeout.
- ◆ Pitched in both games of June 11 doubleheader at San Diego for second time in his career (also: Aug. 31, 2016 vs. Dodgers).

### 2021

- ◆ Appeared in 64 games for **Rockies** in his fifth Major League season.
- ◆ Recorded a career-high-tying 11 saves, his most since his rookie season in 2016.
- ◆ Moved to closer role Aug. 27 and converted nine of 11 save opportunities through the end of the season.
- ◆ Posted a 14-game scoreless streak July 31-Sept. 3, the longest of his career...Over the streak, tossed 14.0 innings and allowed 12 hits with five walks and 15 strikeouts.
- ◆ In 25 games from July 6 - Sept. 3, posted a 1.96 ERA (23.0 IP - 5 ER) with 22 hits, seven walks and 25 strikeouts.
- ◆ Tallied a season-high three strikeouts Aug. 13 at San Francisco and Aug. 27 at Dodgers.
- ◆ Had one stint on injured list May 3-22 with a strained right middle finger.

### 2020

- ◆ Led **Rockies** staff with 26 appearances and tied for sixth-most appearances in National League.
- ◆ Suffered three losses, all in a five-appearances span from Sept. 4-13, tied for the second-most losses by a reliever in the N.L.
- ◆ Unscored upon in 17 of 26 games...Over his first nine appearances through Aug. 11, had a 0.96 ERA (9.1 IP - 1 ER), and through his first 15 appearances, had a 2.25 ERA (16.0 IP - 4 ER)...Yielded 16 earned runs in 8.0 innings across final 11 outings of season.
- ◆ On Aug. 16 vs. Texas, earned first save since rookie season...Induced a ground-ball out for Colorado's second one-pitch save of the season (also: Jairo Diaz, Aug. 2 vs. San Diego), the fifth one-pitch save in franchise history.

### 2019

- ◆ After being optioned to Triple-A **Albuquerque** March 23, was recalled April 2 (before Isotopes season began) and spent rest of year on Colorado's active roster.
- ◆ Made a club-high and career-high 71 relief appearances for **Rockies**, which tied for 11th in National League.
- ◆ Posted a career-low 3.75 ERA (72.0 IP - 30 ER), the second-lowest ERA by a Rockies reliever (min. 15 appearances) behind Scott Oberg's 2.25 ERA.
- ◆ Among National League relievers, ranked tied for 11th in appearances, tied for 10th in innings (72.0) and tied for 14th in strikeouts (81)...The 81 strikeouts were tied for 10th most by a Rockies reliever in franchise history.
- ◆ Posted a 2.62 ERA (34.1 IP, 10 ER) on the road, the sixth-lowest road ERA by a N.L. reliever (min. 30 appearances)...Scored upon seven times in 35 road appearances...Allowed only four runs over his last 20 road games (1.71 ERA).
- ◆ Had one stint on family medical emergency list Aug. 4-10.
- ◆ Had a then-career-long 9.2-inning, 10-appearance scoreless streak from Sept. 1-16.
- ◆ Struck out a career-high four batters over 1.2 innings July 20 at New York (A.L.)
- ◆ Recorded two wins on the season...Win on May 1 at Milwaukee was his first since Aug. 9, 2017.

# 2024 LOS ANGELES ANGELS

## 2018

- ◆ Began year on **Rockies** disabled list due to a left oblique strain and right elbow strain...Did not pitch in Majors... Was on 10-day injured list with an oblique strain from March 26 to April 23, when he was transferred to the 60-day DL with a right elbow strain.
- ◆ Made 28 appearances for Triple-A **Albuquerque**, recording 35 strikeouts in 28 appearances...Time with Isotopes included two rehab stints (April 5-16 & June 25 - July 15)...Was reinstated from DL and optioned to Albuquerque July 15 for rest of season.

## 2017

- ◆ Made first career Opening Day roster with **Rockies**.
- ◆ Appeared in 35 games across eight stints with Colorado, including two stints as 26th man in doubleheaders.
- ◆ Five relief wins tied for most among Rockies pitchers and tied for 11th in National League.

## 2016

- ◆ Started season with Triple-A **Albuquerque** and made five appearances for Isotopes before receiving first Major League promotion.
- ◆ Made Major League debut with **Rockies** April 23 vs. Dodgers (2 IP, 0 H, 0 R, 1 BB, 2 SO).
- ◆ Led Rockies relievers in strikeouts with 59 and ranked third among Major League rookies with 11 saves (most saves by a rookie in Rockies history).
- ◆ Became first MLB rookie since Trevor Rosenthal (2013) to record saves in three consecutive games, July 26-28.
- ◆ Earned first Major League win May 21 at Pittsburgh and first career save June 11 vs. San Diego.

## POSTSEASON SUMMARY

- ◆ Made postseason debut in **2017** with **Rockies** in National League Wild Card Game at Arizona...Faced two batters, striking out Ketel Marte and allowing a single to Paul Goldschmidt before being relieved by Greg Holland (Goldschmidt would eventually score later in that inning).

### WILD CARD TOTALS

Year	Club, Opp.	W-L	ERA	G	GS	CG	SHO	SV	IP	H	R	ER	BB	SO
2017	COL, ARI	0-0	27.00	1	0	0	0	0	0.1	1	1	1	0	1

## NOTABLE MINOR LEAGUE AWARDS AND HONORS

- ◆ **2015** Arizona Fall League Rising Star.

## CAREER TRANSACTIONS

- ◆ May 31, 2011...Signed by **Rockies** as international free agent.
- ◆ Dec. 5, 2022...Signed by **Angels** to two-year contract.

## PERSONAL/MISC

- ◆ Carlos Samuel Estévez (pronounced es-TEH-vez)...On Twitter: @carlosestevz28.
- ◆ Wife's name is Margaret...Daughter, Samantha, was born Aug. 2019.
- ◆ Attended Mountain State Academy in West Virginia for his junior year of high school, where he played baseball.
- ◆ Learned English from watching American TV shows.
- ◆ Has two siblings: Casar Saul and Susane.
- ◆ Originally signed by Rockies scout Rolando Fernandez.

## CAREER FIELDING

POS	PCT	G	PO	A	E	TC	DP
P	.938	384	20	25	3	48	3

## ESTÉVEZ'S CAREER HIGHS

	SEASON		GAME
Wins	5 — 2023 & 2017	SO	4 — 7/20/19 at NYG
Saves	31 — 2023	IP	2.0 — 11 times; last, 6/20/21 vs. MIL
ERA	3.47 — 2022	R & ER	7 — 4/27/17 vs. WSH
IP	72.0 — 2019	BB	3 — Twice; last, 6/15/23 at TEX
SO	81 — 2019	H	5 — Twice; last, 8/30/19 vs. PIT
Win Streak	7 — 9/2/16-5/1/19		



# 99 JUAN FLORES



**BORN:** FEB. 13, 2006

**BIRTHPLACE:** QUIBOR, VENEZUELA

**ACQUIRED:** SIGNED AS INTERNATIONAL FREE AGENT, JAN. 15, 2023

**SIGNED THRU:** 2024; UNDER CLUB CONTROL; 0/3 OPTIONS USED

**OPENING DAY AGE:** 18

**RESIDES:** LARA, VENEZUELA

CATCHER

▶ HEIGHT 5-10 ▶ WEIGHT 170 ▶ BATS R ▶ THROWS R

## NON-ROSTER INVITEE

### FLORES' LIFETIME PLAYING RECORD

Year	Club	AVG	G	AB	R	H	2B	3B	HR	RBI	SH	SF	HBP	BB	IBB	SO	SB	CS	GDP	SLG	OBP	E
2023	— Angels (DSL)	.236	46	165	32	39	7	0	6	26	1	1	15	15	0	25	6	1	2	.388	.352	9
<b>MINOR TOTALS</b>		<b>.236</b>	<b>46</b>	<b>165</b>	<b>32</b>	<b>39</b>	<b>7</b>	<b>0</b>	<b>6</b>	<b>26</b>	<b>1</b>	<b>1</b>	<b>15</b>	<b>15</b>	<b>0</b>	<b>25</b>	<b>6</b>	<b>1</b>	<b>2</b>	<b>.388</b>	<b>.352</b>	<b>9</b>

### 2023 SEASON

- ◆ Made professional debut with **DSL Angels**, batting .236 (39/165) with 13 extra-base hits in 46 games.
- ◆ Doubled in three consecutive games from June 8 to June 12.
- ◆ Logged multi-home run games on June 22 and July 27.
- ◆ Threw out 26 of 49 (53%) would-be basestealers in 2023, ranking second among DSL catchers (Richard Ramirez, 27).
- ◆ Led all DSL backstops in innings caught, with 319 frames logged behind the plate.

### CAREER HIGHLIGHTS

- ◆ Made professional debut June 5, 2023 with DSL Angels at DSL Cardinals.

### CAREER TRANSACTIONS

- ◆ Jan. 15, 2023...Signed by **Angels** as international free agent.

### PERSONAL/MISC

- ◆ Juan Daniel Flores.
- ◆ Originally signed by Angels scout Vicente Lupo.





## 76 COLE FONTENELLE



**BORN:** MAR. 10, 2002  
**BIRTHPLACE:** KIRKLAND, WA

**OPENING DAY AGE:** 22  
**RESIDES:** SAMMAMISH, WA

**ACQUIRED:** SEVENTH ROUND OF 2023 FIRST-YEAR PLAYER DRAFT  
**SIGNED THRU:** 2024; UNDER CLUB CONTROL; 0/3 OPTIONS USED

INFIELDER

HEIGHT 6-2    WEIGHT 205    BATS S    THROWS R

### NON-ROSTER INVITEE

### FONTENELLE'S LIFETIME PLAYING RECORD

Year	Club	AVG	G	AB	R	H	2B	3B	HR	RBI	SH	SF	HBP	BB	IBB	SO	SB	CS	GDP	SLG	OBP	E
2023	Angels (ACL)	.200	3	10	2	2	0	0	2	0	0	1	1	0	2	0	0	1	1	.200	.333	0
	Inland Empire	.266	38	143	22	38	6	2	4	26	0	3	3	13	0	38	7	3	2	.420	.333	7
<b>MINOR TOTALS</b>		<b>.261</b>	<b>41</b>	<b>153</b>	<b>24</b>	<b>40</b>	<b>6</b>	<b>2</b>	<b>4</b>	<b>28</b>	<b>0</b>	<b>3</b>	<b>4</b>	<b>14</b>	<b>0</b>	<b>40</b>	<b>7</b>	<b>3</b>	<b>3</b>	<b>.405</b>	<b>.333</b>	<b>7</b>

### 2023 SEASON

- ◆ Split season between **ACL Angels** and Low-A **Inland Empire**, batting .261 (40/153) with 12 extra-base hits in 41 games.
- ◆ Stole three bases at Rancho Cucamonga on Aug. 8.
- ◆ Drove in at least one run in six straight games from Aug. 22 to Aug. 27, totaling eight RBI and batting .364 (8/22) with four extra-base hits and a 1.089 OPS during that span.
- ◆ Notched eight RBI in seven games from Aug. 8 to Aug. 15.
- ◆ Logged a nine-game hitting streak from Aug. 22 to Aug. 31, and an eight-game hitting streak from Sept. 5 to Sept. 15.
- ◆ Collected three hits in four different games in 2023 (Sept. 15, Sept. 9, Aug. 16, July 30).

### CAREER HIGHLIGHTS

- ◆ Made professional debut July 21, 2023 with ACL Angels vs. ACL Diamondbacks Black.

### CAREER TRANSACTIONS

- ◆ July 10, 2023...Selected by **Angels** in seventh round of First-Year Player Draft.

### PERSONAL/MISC

- ◆ Cole Dennis Mitsugu Fontenelle...Twitter: @ColeFontenelle
- ◆ Attended Texas Christian University in 2023...Batted .352 (82/233) with a 1.112 OPS, 66 runs, 58 RBI, 21 doubles, two triples, and 14 home runs in 65 games in his junior season; Finished campaign reaching base safely in last 25 consecutive games...2023 NCAA Fayetteville All-Regional Team; 2023 2nd-Team All-Big 12...Attended McLennan Community College in 2022, batting .381 (74/194) with a 1.284 OPS, 79 runs, 64 RBI, 23 doubles, three triples, and 15 home runs in 62 games as a sophomore...2022 JuCo 3rd-Team All-American...Played in 24 games for University of Washington in 2021 as a freshman.
- ◆ Graduated Skyline HS (WA) and was on the varsity baseball and basketball teams; Averaged 12.3 points, 5.3 rebounds, 2.6 assists, and 1.2 steals per game as a small forward in his senior season...Batted .320 (24/75) with 23 runs, 22 RBI, eight doubles, two triples, and two home runs in his Junior season; Posted a 2-0 record and 1.56 ERA (18 IP - 4 ER) with 23 strikeouts and two saves in seven appearances (three starts) on the mound as a Junior... Was ranked the #2 prep player in Washington by both Prep Baseball Report and Baseball Northwest...Named to PBR Baseball Washington Dream Team.
- ◆ Favorite baseball player is Ichiro, for his work ethic, ability and their shared Japanese descent.
- ◆ Hobbies are fishing and basketball.
- ◆ Favorite movies are Forrest Gump and Happy Gilmore.
- ◆ Signed by Angels scout KJ Hendricks.

FONTENELLE





# 41 CARSON FULMER

**BORN:** DEC. 13, 1993 **OPENING DAY AGE:** 30  
**BIRTHPLACE:** LAKELAND, FL **RESIDES:** LAKELAND, FL  
**MLB SERVICE:** 2 YEARS, 108 DAYS  
**ACQUIRED:** SIGNED AS MINOR LEAGUE FREE AGENT, NOV. 28, 2023  
**SIGNED THRU:** 2024; UNDER CLUB CONTROL, 4/4 OPTIONS USED

RHP

▶ HEIGHT 6-0 ▶ WEIGHT 210 ▶ BATS R ▶ THROWS R

## NON-ROSTER INVITEE

### FULMER'S LIFETIME PLAYING RECORD

Year	Club	W-L	ERA	G	GS	CG	GF	SHO	SV	IP	H	R	ER	HR	HB	BB	IBB	SO	WP	BK	BAA
2015	White Sox (ACL)	0-0	0.00	1	1	0	0	0	0	1.0	1	0	0	0	0	0	0	1	0	0	.333
	Winston-Salem	0-0	2.05	8	8	0	0	0	0	22.0	16	5	5	2	2	9	0	25	3	0	.205
2016	Birmingham	4-9	4.76	17	17	0	0	0	0	87.0	82	51	46	7	3	51	0	90	7	1	.248
	Charlotte (A.L.)	0-2	8.49	8	0	0	4	0	0	11.2	12	11	11	2	2	7	0	10	2	0	.273
	Charlotte	2-1	3.94	4	4	0	0	0	0	16.0	14	7	7	1	0	5	0	14	0	0	.233
2017	Charlotte	7-9	5.79	25	25	0	0	0	0	126.0	132	89	81	18	7	65	0	96	9	3	.268
	CHICAGO (A.L.)	3-1	3.86	7	5	0	0	0	0	23.1	16	10	10	4	2	13	0	19	0	2	.188
2018	CHICAGO (A.L.)	2-4	8.07	9	8	0	1	0	0	32.1	37	32	29	8	5	24	0	29	2	1	.280
	Charlotte	5-6	5.32	25	9	0	5	0	0	67.2	70	41	40	10	1	41	0	62	15	1	.271
2019	Charlotte	1-2	4.76	24	0	0	7	0	1	34.0	31	21	18	2	0	21	0	51	6	0	.238
	CHICAGO (A.L.)	1-2	6.26	20	2	0	3	0	0	27.1	26	22	19	5	3	20	0	25	1	0	.243
2020	DETROIT	0-0	6.75	7	0	0	1	0	0	6.2	8	5	5	1	1	3	0	7	1	0	.286
	BALTIMORE	0-0	0.00	3	0	0	2	0	0	3.2	0	0	0	0	1	2	0	4	2	0	.000
2021	CINCINNATI	0-0	6.66	20	0	0	5	0	0	25.2	26	20	19	3	3	13	0	24	2	0	.265
	Louisville	1-5	4.61	37	2	0	11	0	1	41.0	40	29	21	4	2	25	4	51	4	1	.253
2022	Oklahoma City	6-6	2.86	49	1	0	33	0	12	56.2	36	28	18	4	2	35	2	62	8	1	.177
2023	Angels (ACL)	0-1	2.25	1	1	0	0	0	0	4.0	3	2	1	1	0	1	0	7	1	0	.188
	Salt Lake	0-2	5.27	12	11	1	0	0	0	41.0	45	26	24	5	3	28	0	33	0	1	.288
	LAA	1-1	2.70	3	1	0	1	0	0	10.0	6	3	3	1	1	4	0	6	1	1	.176
<b>MAJOR TOTALS</b>		<b>7-10</b>	<b>6.14</b>	<b>77</b>	<b>16</b>	<b>0</b>	<b>17</b>	<b>0</b>	<b>0</b>	<b>140.2</b>	<b>131</b>	<b>103</b>	<b>96</b>	<b>24</b>	<b>18</b>	<b>86</b>	<b>0</b>	<b>124</b>	<b>11</b>	<b>4</b>	<b>.243</b>
<b>MINOR TOTALS</b>		<b>26-41</b>	<b>4.73</b>	<b>203</b>	<b>79</b>	<b>1</b>	<b>56</b>	<b>0</b>	<b>14</b>	<b>496.1</b>	<b>470</b>	<b>299</b>	<b>261</b>	<b>54</b>	<b>20</b>	<b>281</b>	<b>6</b>	<b>492</b>	<b>53</b>	<b>8</b>	<b>.249</b>

Disabling Injuries: 2019 — Right hamstring strain; disabled August 3 - Sept. 1

### 2023 SEASON

- ◆ Appeared in 13 games split between ACL **Angels** and Triple-A **Salt Lake**, posted a 0-3 record and 5.00 ERA (25 ER - 45 IP) while holding opponents to a .279 average against (48/172).
- ◆ Contract selected by **Angels**, Sept. 24...Made 2023 season debut that afternoon at Minnesota.
- ◆ Started final game of season on Oct. 1 vs. Oakland; First start since Sept. 24, 2019 with White Sox against Cleveland in an opener role.

### CAREER HIGHLIGHTS

- ◆ Made Major League debut on July 17, 2016 with White Sox at Angel Stadium...Faced Angels in first game and struck out first batter he faced (Albert Pujols).
- ◆ Recorded first career Major League win in relief against Tampa Bay on Sept. 2, 2017.

### NOTABLE MINOR LEAGUE AWARDS AND HONORS

- ◆ **2022** MiLB Organizational All-Star
- ◆ **2016** MLB Futures Game Selection.

# 2024 LOS ANGELES ANGELS

## CAREER TRANSACTIONS

- ◆ June 8, 2015...Selected by **White Sox** in the first round (eighth pick) of the First-Year Player Draft (signed July 3).
- ◆ July 25, 2020...Claimed off waivers by **Tigers** from White Sox.
- ◆ August 24, 2020...Claimed off waivers by **Pirates** from Tigers.
- ◆ September 5, 2020...Claimed off waivers by **Orioles** from Pirates.
- ◆ September 21, 2020...Claimed off waivers by **Pirates** from Orioles.
- ◆ March 14, 2021...Claimed off waivers by **Reds** from Pirates.
- ◆ December 8, 2021...Claimed off waivers by **Dodgers** from Reds.
- ◆ February 9, 2023...Signed by **Mariners** as minor league free agent.
- ◆ May 29, 2023...Signed by **Angels** as minor league free agent.
- ◆ Nov. 28, 2023...Signed by **Angels** as minor league free agent.

## PERSONAL/MISC

- ◆ Carson Springer Fulmer
- ◆ Resides in Lakeland with his wife, Sabina.
- ◆ Selected in the 1st round (8th pick) of the 2015 First-Year Player Draft by the White Sox out of Vanderbilt University.
- ◆ Named to SEC Honor Roll three times while at Vanderbilt University...Won National Pitcher of the Year award as a junior in 2015...Became fourth SEC pitcher to win pitching triple crown in 2015...2014 NCAA National Champion.
- ◆ Says Matthew McConaughey would play him in a movie about his life.
- ◆ Has a black belt in karate.

## CAREER FIELDING

POS	PCT	G	PO	A	E	TC	DP
P	1.000	77	5	10	0	15	0





# 66 LUIS GARCÍA

BORN: JAN. 30, 1987

OPENING DAY AGE: 37

BIRTHPLACE: SANTO DOMINGO, DR

RESIDES: SANTO DOMINGO, DR

MLB SERVICE: 8 YEARS, 7 DAYS

ACQUIRED: SIGNED AS FREE AGENT, DEC. 13, 2023

SIGNED THRU: 2024; SIGNED ONE-YEAR CONTRACT, DEC. 13, 2023

RHP

HEIGHT 6-2

WEIGHT 240

BATS R

THROWS R

## GARCÍA'S LIFETIME PITCHING RECORD

Year	Club	W-L	ERA	G	GS	CG	GF	SHO	SV	IP	H	R	ER	HR	HB	BB	IBB	SO	WP	BK	BAA
2004	Dodgers (DSL)	1-1	3.77	10	1	0	-	0	0	14.1	9	8	6	0	0	20	-	12	0	1	---
2005	Dodgers (DSL)	0-2	4.35	9	4	0	-	0	0	20.2	12	11	10	1	1	21	-	21	7	0	---
2006	Dodgers (DSL)	2-1	4.32	11	6	1	0	0	0	33.1	28	21	16	1	20	0	16	3	0	8	.219
2007	Dodgers (GCL)	3-0	3.55	12	0	1	0	0	0	25.1	29	11	10	0	17	1	17	2	0	8	.293
2008	Ogden	3-0	2.40	21	2	18	0	0	9	30.0	22	14	8	1	17	0	37	2	0	4	.193
2009	Great Lakes	5-3	2.92	34	0	15	0	0	5	71.0	68	27	23	5	15	1	55	1	0	7	.245
	Potomac	1-0	0.00	2	0	0	0	0	0	4.0	0	0	0	0	1	0	7	0	0	0	.000
2010	Potomac	0-0	10.38	6	0	1	0	0	0	8.2	21	17	10	0	10	0	3	0	0	2	.488
	Hagerstown	4-4	3.88	26	0	5	0	0	0	51.0	48	25	22	3	17	1	43	5	0	10	.250
2011										DID NOT PITCH											
2012	Newark (Ind.)	0-1	11.57	9	0	4	0	0	0	16.1	26	25	21	4	12	0	14	0	0	4	.333
2013	Lehigh Valley	0-0	0.82	8	0	6	0	0	3	11.0	5	1	1	0	4	0	8	0	0	2	.132
	Clearwater	0-1	1.37	14	0	10	0	0	7	19.2	15	3	3	2	5	0	20	1	0	0	.208
	Reading	2-1	2.45	11	0	8	0	0	1	11.0	10	3	3	1	3	0	13	0	0	2	.250
	PHILADELPHIA	1-1	3.73	24	0	6	0	0	0	31.1	27	15	13	3	23	0	23	1	0	3	.237
2014	Lehigh Valley	2-1	0.96	39	0	35	0	0	22★	46.2	35	8	5	0	16	1	52	1	0	6	.205
	PHILADELPHIA	1-0	6.43	13	0	5	0	0	0	14.0	14	12	10	2	13	0	12	0	0	4	.255
2015	PHILADELPHIA	4-6	3.51	72	0	14	0	0	2	66.2	72	28	26	4	37	8	63	0	1	6	.275
2016	Lehigh Valley	6-3	2.14	48	0	26	0	0	13	54.2	38	13	13	3	24	0	53	5	1	8	.203
	PHILADELPHIA	1-1	6.46	17	0	7	0	0	0	15.1	21	11	11	2	8	1	14	1	0	2	.318
2017	Lehigh Valley	0-0	5.79	4	1	1	0	0	1	4.2	5	3	3	0	5	1	7	0	0	0	.263
	PHILADELPHIA	2-5	2.65	66	0	16	0	0	2	71.1	61	22	21	3	26	5	60	0	0	9	.318
2018	PHILADELPHIA	3-1	6.07	59	0	7	0	0	1	46.0	49	31	31	4	18	1	51	4	0	7	.271
	Lehigh Valley (1)	0-0	10.80	2	0	0	0	0	0	1.2	3	2	2	1	0	0	3	0	0	1	.375
	Reading (1)	0-1	27.00	1	0	0	0	0	0	0.2	3	2	2	2	0	0	1	0	0	0	.600
2019	LAA	2-1	4.35	64	2	0	18	0	1	62.0	61	35	30	13	5	33	1	57	7	0	.257
	Inland Empire (1)	0-0	0.00	1	0	0	0	0	0	1.0	0	0	0	0	0	0	0	3	0	0	.000
2020	TEXAS	0-2	7.56	11	2	0	3	0	0	8.1	10	9	7	1	0	9	1	11	2	0	.278
2021	Scranton/WB	1-2	3.63	18	0	0	17	0	11	17.1	16	8	7	2	0	3	0	19	3	0	.246
	ST. LOUIS	1-1	3.24	34	0	6	0	2	33.1	25	12	2	2	1	8	1	34	3	0	20	.202
2022	Lake Elsinore (1)	0-0	0.00	2	0	0	0	0	0	2.0	2	0	0	0	0	0	0	3	0	0	.250
	SAN DIEGO	4-6	3.39	64	0	11	0	3	61.0	57	28	23	3	5	17	0	68	7	0	24	.243
2023	SAN DIEGO	2-3	4.07	61	0	26	0	0	59.2	59	30	27	6	6	24	1	53	4	0	25	.252
<b>MAJOR TOTALS</b>		<b>21-27</b>	<b>4.05</b>	<b>485</b>	<b>4</b>	<b>0</b>	<b>119</b>	<b>0</b>	<b>11</b>	<b>469.0</b>	<b>456</b>	<b>233</b>	<b>211</b>	<b>43</b>	<b>23</b>	<b>216</b>	<b>19</b>	<b>446</b>	<b>54</b>	<b>1</b>	<b>.252</b>
<b>A.L. TOTALS</b>		<b>2-3</b>	<b>4.73</b>	<b>75</b>	<b>4</b>	<b>0</b>	<b>21</b>	<b>0</b>	<b>1</b>	<b>70.1</b>	<b>71</b>	<b>44</b>	<b>37</b>	<b>14</b>	<b>5</b>	<b>42</b>	<b>2</b>	<b>68</b>	<b>9</b>	<b>0</b>	<b>.260</b>
<b>N.L. TOTALS</b>		<b>19-24</b>	<b>3.93</b>	<b>410</b>	<b>0</b>	<b>0</b>	<b>98</b>	<b>0</b>	<b>10</b>	<b>398.2</b>	<b>385</b>	<b>189</b>	<b>174</b>	<b>29</b>	<b>18</b>	<b>174</b>	<b>17</b>	<b>378</b>	<b>45</b>	<b>1</b>	<b>.250</b>
<b>MINOR TOTALS</b>		<b>29-17</b>	<b>2.93</b>	<b>260</b>	<b>9</b>	<b>0</b>	<b>144</b>	<b>0</b>	<b>72</b>	<b>393.2</b>	<b>348</b>	<b>158</b>	<b>128</b>	<b>21</b>	<b>20</b>	<b>157</b>	<b>5</b>	<b>360</b>	<b>61</b>	<b>1</b>	<b>---</b>

★ led or tied for league lead

(1) rehab assignment

Disabling Injuries: 2023 — Left oblique strain; disabled June 16 (retro to June 13) - July 22

2022 — Right oblique strain; disabled April 4-15

2018 — Right wrist strain; disabled June 16 (retro to June 13) - July 22

2014 — Right forearm strain; disabled May 24 (retro to May 22) - June 6

# 2024 LOS ANGELES ANGELS

## 2023 SEASON

- ◆ In second season with **Padres**, his 61 appearances tied with Josh Hader for second-most among San Diego relievers, trailing only Nick Martinez's 63.
- ◆ Had a 3.06 ERA (32.1 IP - 11 ER) at home and limited opponents to a .224 average (28/125)...Posted a 5.27 ERA (27.1 IP - 16 ER) and .284 average (31/109) on the road.
- ◆ Pitched to a 2.51 ERA (43 IP - 12 ER) against opponents outside the N.L. West, compared with an 8.10 ERA (16.2 IP - 15 ER) in 18 appearances against N.L. West clubs...Posted a 2.45 ERA (14.2 IP - 4 ER) in 16 Interleague appearances.
- ◆ Limited RHH to a .214 AVG (30/140) while LHH batted .309 (29/94), but all six HR allowed came vs. righties.
- ◆ With RISP, opponents hit .174 (12/69) and had a .179 (5/28) batting average against with RISP and two outs.
- ◆ Posted a season-high 13.2 consecutive scoreless-innings across 11 appearances from Aug. 19 - Sept. 15, which tied for third-longest streak of career...Had 11 game stretch (10.2 IP) from Apr. 25 - May 24 without allowing an earned run (1 run allowed).
- ◆ Was one of 25 pitchers to make 20+ appearances from Aug. 1 - Oct. 1 and post a sub-.200 ERA (1.96).
- ◆ Per Statcast, relied on four pitches: sinker (43.8%), slider (34.6%), 4-seam fastball (13.6%) and split finger (8.1%)...31 of 53 strikeouts came against his slider, with opponents batting .127 (7/55) against it...opponents hit .091 (2/22) vs. his split finger.
- ◆ Ranked in 85th percentile and above in ground ball % (98th, 60.9%), fastball velocity (93rd, 97.2 mph), barrel % (90th, 4.9%) and average exit velocity (85th, 87.1 mph).

## CAREER HIGHLIGHTS

- ◆ Enters 12th Major League season in 2024 and second stint of career with Angels...Has pitched in 485 career MLB games with the Phillies (2013-18), Angels (2019), Rangers (2020), Cardinals (2021), Padres (2022-23).
- ◆ Among all MLB relievers who tossed at least 150.0 innings across the 2021-23 seasons, his 11 home runs allowed are tied for fourth-fewest in Majors, while his 0.64 HR/9 IP ratio ranked seventh in National League.
- ◆ Made Major League debut with Philadelphia, July 10, 2013 vs. Washington and made Postseason debut in 2021 with St. Louis.

## MAJOR LEAGUE SUMMARY

### 2022

- ◆ In his first season with the **Padres**, he led the San Diego pen with 64 relief appearances, which tied for 16th-most among all N.L. hurlers.
- ◆ Led all Friars relievers with 20 holds, which tied for sixth in the N.L. with Adam Ottavino (NYM).
- ◆ Logged four wins and six losses, tying career highs from 2014 with PHI, and his three saves set a new career high.
- ◆ Missed eight games with a right oblique strain before being reinstated on April 15.
- ◆ Did not allow an earned run in 20 of his first 23 appearances from April 15 - June 11, recording four wins and 10 holds.
- ◆ Did not walk a batter across first 10 appearances and 38 batters faced from April 15 - May 10.
- ◆ Posted a season-high 8.0-scoreless inning streak from May 23 - June 11 (G1).
- ◆ Allowed runs in six of 11 appearances from June 12 - July 9 before posting scoreless outings in 24 of his final 30 games from July 14 - October 4, converting three saves with six holds over that span.
- ◆ Allowed just three hits off sliders (3/60, .050 AVG), his second-most used pitch (32.1%)...Two of those hits accounted for two of the three HR he allowed all season: (Wilmer Flores, July 9 and Ryan McMahon, June 18)...40 of his 68 strikeouts also came vs. the slider.
- ◆ Ranked in the 98th percentile in fastball velocity, with his sinker averaging 98.7 mph.

### 2021

- ◆ Signed with **Cardinals** as a minor league free agent on July 9, 2021.
- ◆ Went 1-1 with a 3.24 ERA (33.1 IP - 12 ER), 0.99 WHIP and 34 SO against eight BB over 34 appearances with STL.
- ◆ Among all NL pitchers with a least 30 appearances, his 34 baserunners allowed tied for third-fewest.
- ◆ Allowed just two home runs in 135 batters faced.
- ◆ Prior to being signed as a minor league free agent by STL on July 9, he appeared in 18 games with Yankees' Triple-A affiliate (Scranton/Wilkes-Barre), posting a 3.63 ERA (17.1 IP - 7 ER).
- ◆ His 4.25 SO/BB ratio, 0.99 WHIP, and 32.1% whiff rate all ranked third on the Cardinals' pitching staff.

### 2020

- ◆ Went 0-2 with a 7.56 ERA (8.1 IP - 7 ER) in 11 appearances (two starts) for the **Rangers** in shortened 2020 campaign...originally signed by Rangers as minor league free agent on Jan. 9, 2020.
- ◆ Both starts came as an 'opener' on Sept. 1 at HOU (1.0 IP) and Sept. 11 vs. OAK (L, 0.0 IP, 4 ER).
- ◆ Contract was selected from Alternate Training Site on August 18...had been assigned to ATS on July 19.



## 2019

- ◆ Was on **Angels** Opening Day roster and ranked among staff leaders in appearances (3rd, 64) and holds (4th, 6)... opponents hit .257 overall, posting nearly identical splits vs.LHB (.255) and RHB (.260).
- ◆ Surrendered a career-worst 1.89 HR/9 IP (12 HR/60.0 IP), the highest rate among qualified LAA relievers.
- ◆ Posted a 2.25 ERA (16.0 IP - 4 ER) in 18 outings before lading on IL (May 13-25) due to a lumbar spine spasm.
- ◆ Earned the win in first appearance following the IL stint on May 26 vs. TEX, but compiled a 5.20 ERA (45.0 IP - 26 ER) in final 45 outings from May 27 until the end of the season.
- ◆ Made first career Major League start on May 30 at Seattle as an opener (1.0 IP, 1 H).

## 2018

- ◆ Made Opening Day roster with **Phillies** for second time in career (also 2015).
- ◆ Missed over one month on IL with right wrist strain and had rehab assignment at Triple-A **Lehigh Valley** and Double-A **Reading**.
- ◆ Matched career high with four strikeouts July 24 vs. Dodgers.
- ◆ Struck out 28 batters in final 20.2 innings pitched (26 appearances).

## 2017

- ◆ With **Phillies**, finished third among N.L. relievers with rate of 0.38 home runs allowed per nine innings...Went 31 consecutive innings without allowing a homer from May 25 - Aug. 4 (36.2 IP).
- ◆ In final 23 games, posted a 1.61 ERA (22.1 IP - 4 ER) and did not allow an earned run in 21 of those appearances.
- ◆ Had career-high tying 10 strikeouts May 6 vs. Arizona (also: Aug. 24, 2016 at Milwaukee), the first double-digit strikeout game of his career at Coors Field.
- ◆ Set career bests in ERA (2.65) and innings pitched (71.1).
- ◆ Had career-high 21.2 inning scoreless streak June 14 - July 29 (18 games)...Longest single season streak for a Phillies reliever since Larry Anderson's club relief record 32.2 IP in 1984.

## 2016

- ◆ Appeared in 17 games for **Phillies** across four stints in Majors.
- ◆ Earned only win of season Aug. 3 vs. San Francisco with a scoreless 12th inning.
- ◆ Was with Triple-A **Lehigh Valley** for majority of season...Became Lehigh Valley's all-time saves leader with 38th Triple-A save July 30 at Rochester.

## 2015

- ◆ In first full season in Majors with **Phillies**, set career highs in games (72), strikeouts (63) and wins (4).
- ◆ Posted 1.14 ERA (31.2 IP - 4 ER) against N.L. East opponents; lowest mark among all MLB relievers (min. 30 IP).
- ◆ Had a 2.09 ERA (64.2 IP - 15 ER) in 68 of 72 appearances; allowed 11 ER in two innings in other four games.
- ◆ Earned first Major League save May 17 vs. Arizona (2 IP)...First save of two-or-more innings by a Phillies pitcher since Ryan Madson, Sept. 29, 2009 vs. Houston.
- ◆ Compiled two scoreless streaks of nine-or-more innings: (9.2 IP; July 12-Aug. 8 & 9 IP; June 12-30).

## 2014

- ◆ Had four stints with **Phillies** but spent majority of season with Triple-A **Lehigh Valley**.
- ◆ Did not allow a run across final six Major League appearances (6.2 IP) and held opponents to a .095 (2/21) average.
- ◆ Finished tied for International League lead in saves (22)...Was selected to International League All-Star Team and earned Paul Owens Award as best pitcher in Phillies minor league system.

## 2013

- ◆ Made Major League debut with **Phillies** July 10 vs. Washington and worked one scoreless inning.
- ◆ Had six straight scoreless appearances to begin Major League career (7.2 IP).
- ◆ Earned first Major League win in final appearance of season Sept. 28 at Atlanta with two shutout frames.
- ◆ Held opponents to a .118 (4/34) average with runners in scoring position.
- ◆ Appeared in 33 total minor league games with High-A **Clearwater**, Double-A **Reading** and Triple-A **Lehigh Valley**.

## POSTSEASON SUMMARY

- ◆ Made postseason debut in **2021** with **Cardinals** and pitched 1.2 scoreless innings in relief in National League Wild Card Game at Dodgers...Allowed one hit and one walk and stranded an inherited runner to keep game tied 1-1.
- ◆ In **2022** with **Padres**, pitched to a 1.93 ERA (4.2 IP - 1 ER) across four relief appearances...Was unscored upon in three of four outings and totaled five strikeouts while walking one.

### WILD CARD TOTALS

Year	Club, Opp.	W-L	ERA	G	GS	CG	SHO	SV	IP	H	R	ER	BB	SO
2021	STL, LAD	0-0	0.00	1	0	0	0	0	1.2	1	0	0	1	0
2022	SD, NYM	0-0	0.00	1	0	0	0	0	1.0	1	0	0	1	1
<b>Totals</b>		<b>0-0</b>	<b>0.00</b>	<b>2</b>	<b>0</b>	<b>0</b>	<b>0</b>	<b>0</b>	<b>2.2</b>	<b>2</b>	<b>0</b>	<b>0</b>	<b>2</b>	<b>1</b>

# 2024 LOS ANGELES ANGELS

## DIVISION SERIES TOTALS

Year	Club, Opp.	W-L	ERA	G	GS	CG	SHO	SV	IP	H	R	ER	BB	SO
2022	SD, LAD	0-0	0.00	1	0	0	0	0	1.0	0	0	0	0	2

## LEAGUE CHAMPIONSHIP SERIES TOTALS

Year	Club, Opp.	W-L	ERA	G	GS	CG	SHO	SV	IP	H	R	ER	BB	SO
2022	SD, PHI	0-0	3.38	2	0	0	0	0	2.2	2	1	1	0	2

## NOTABLE MINOR LEAGUE AWARDS AND HONORS

- ◆ **2014** International League Mid-Season All-Star...MilB.com Organization All-Star...Paul Owens Award.
- ◆ **2013** MiLB.com Organization All-Star.

## CAREER TRANSACTIONS

- ◆ Jan. 22, 2004...Signed by **Dodgers** as international free agent.
- ◆ Aug. 30, 2009...Traded by **Dodgers** with player to be named later (LHP Victor Garate) to Nationals for INF Ronnie Belliard.
- ◆ Mar. 25, 2013...Signed as a free agent with **Phillies**.
- ◆ Dec. 6, 2018...Traded by **Phillies** to **Angels** for LHP José Álvarez.
- ◆ Jan. 9, 2020...Signed as a minor league free agent with **Rangers**.
- ◆ Dec. 12, 2020...Signed as a minor league free agent with **Yankees**.
- ◆ July 9, 2021...Signed as a free agent with **Cardinals**.
- ◆ Dec. 1, 2021...Signed as a free agent with **Padres**.
- ◆ Dec. 13, 2023...Signed as a free agent with **Angels**.

## PERSONAL/MISC

- ◆ Luis Amado García...On Twitter: @Luis\_GarciaRd.
- ◆ Nickname is "Amadito," and García's father's name is Amador...Amado is also García's middle name.
- ◆ Attended Escuela José Bordas Valdez (Santo Domingo, D.R.), where he played baseball, basketball and volleyball.
- ◆ Enjoys spending time at farms and relaxing by the river.
- ◆ Pitched for Estrellas de Oriente in Dominican Winter League following 2013, 2014 and 2016 seasons.
- ◆ Did not pitch professionally in 2011...Spent 2012 with Newark bears in independent Canadian-American Association.
- ◆ Received 2014 Paul Owens Award, as best pitcher in Phillies minor league system.
- ◆ Originally signed by Dodgers scout Ezequiel Sepúlveda.

## MAJOR LEAGUE HITTING TOTALS

	AVG	AB	R	H	2B	3B	HR	RBI	SH	SF	HBP	BB	IBB	SO	SB	CS	GDP	SLG	OBP
CAREER	.000	2	0	0	0	0	0	0	1	0	0	0	0	1	0	0	0	.000	.000

## CAREER FIELDING

POS	PCT	G	PO	A	E	TC	DP
P	.931	485	22	72	7	101	6

## GARCÍA'S CAREER HIGHS

	SEASON	GAME
Wins	4 — 2015 & 2022	SO
Losses	6 — 2015 & 2022	IP
ERA	2.65 — 2017	R
IP	71.1 — 2017	ER
SO	68 — 2022	BB
		H
		4 — 5/21/14 at MIA
		6 — 5/17/17 at TEX
		4 — Twice; last, 7/24/18 vs. LAD
		3.1 — 8/24/13 vs. ARI
		5 — Four times; last, 4/21/23 at ARI
		5 — Three times; last, 4/21/23 at ARI

GARCÍA



# 77 CALEB HAMILTON

**BORN:** FEB. 5, 1995  
**BIRTHPLACE:** KIRKLAND, WA  
**MLB SERVICE:** 82 DAYS

**OPENING DAY AGE:** 29  
**RESIDES:** REDMOND, WA

**ACQUIRED:** SIGNED AS MINOR LEAGUE FREE AGENT, JAN. 31, 2024  
**SIGNED THRU:** 2024; UNDER CLUB CONTROL; 1/3 OPTIONS USED

▶ **CATCHER**

▶ **HEIGHT** 6-0 ▶ **WEIGHT** 210 ▶ **BATS** R ▶ **THROWS** R

## NON-ROSTER INVITEE

### HAMILTON'S LIFETIME PLAYING RECORD

Year	Club	AVG	G	AB	R	H	2B	3B	HR	RBI	SH	SF	HBP	BB	IBB	SO	SB	CS	GDP	SLG	OBP	E
2016	— Elizabethton	.207	45	140	25	29	7	2	2	15	1	0	3	28	0	44	2	1	0	.329	.351	5
2017	— Cedar Rapids	.221	92	307	51	68	18	4	9	42	1	2	3	54	0	97	3	4	7	.394	.342	17
2018	— Fort Myers	.205	91	297	38	61	19	2	4	42	0	6	1	36	1	72	5	2	10	.323	.288	11
2019	— Pensacola	.226	88	296	41	67	15	2	6	38	0	2	3	40	1	82	7	6	10	.351	.323	10
	— Rochester	.205	11	39	4	8	2	0	1	4	0	0	0	0	0	15	0	0	1	.333	.205	0
2020— <i>DID NOT PLAY - No Minor League Season</i>																						
2021	— Wichita	.192	67	203	24	39	8	1	8	28	0	3	1	41	0	79	4	1	4	.360	.327	9
	— St. Paul	.103	11	29	1	3	0	0	1	3	0	0	0	2	0	11	0	0	1	.207	.161	0
2022	— St. Paul	.233	62	206	34	48	10	0	11	43	0	1	1	43	1	67	1	0	3	.442	.367	5
	— MINNESOTA	.056	22	18	5	1	0	0	1	1	1	0	0	4	0	14	0	0	0	.222	.227	0
2023	— Worcester	.167	42	138	14	23	7	0	4	14	0	1	1	19	0	55	0	0	1	.304	.270	8
	— BOSTON	.000	4	5	0	0	0	0	0	0	0	0	0	1	0	5	0	0	0	.000	.167	0
<b>MAJOR TOTALS</b>		<b>.043</b>	<b>26</b>	<b>23</b>	<b>5</b>	<b>1</b>	<b>0</b>	<b>0</b>	<b>1</b>	<b>1</b>	<b>1</b>	<b>0</b>	<b>0</b>	<b>5</b>	<b>0</b>	<b>19</b>	<b>0</b>	<b>0</b>	<b>0</b>	<b>.174</b>	<b>.214</b>	<b>0</b>
<b>MINOR TOTALS</b>		<b>.209</b>	<b>509</b>	<b>1655</b>	<b>232</b>	<b>346</b>	<b>86</b>	<b>11</b>	<b>46</b>	<b>229</b>	<b>2</b>	<b>15</b>	<b>13</b>	<b>263</b>	<b>3</b>	<b>522</b>	<b>22</b>	<b>14</b>	<b>37</b>	<b>.358</b>	<b>.320</b>	<b>65</b>

### 2023 SEASON

- ◆ Opened season with Triple-A **Worcester** and batted .180 (18/180) with seven extra-base hits and 13 RBI over first 30 games before being promoted.
- ◆ Contract selected by **Red Sox** on June 22; made season debut June 24 at White Sox as a defensive replacement.
- ◆ Filled in behind the plate for four games before being outrighted to Triple-A Worcester on July 9, where he finished the season.

### CAREER HIGHLIGHTS

- ◆ Made Major League debut with **Twins**, July 17, 2022 vs. White Sox.
- ◆ Hit first Major League home run Sept. 25, 2022 vs. Angels off José Quijada.
- ◆ Named 2019 Southern League Mid-Season All-Star.

### CAREER TRANSACTIONS

- ◆ June 8, 2013...Selected by **Nationals** in 38th round of First-Year Player Draft (did not sign).
- ◆ June 11, 2016...Selected by **Twins** in 23rd round of First-Year Player Draft.
- ◆ Oct. 11, 2022...Claimed off waivers by **Red Sox** from **Twins**.
- ◆ Jan. 31, 2024...Signed by **Angels** as minor league free agent.

### PERSONAL/MISC

- ◆ Caleb Broderick Hamilton.
- ◆ Played three seasons at Oregon State University (2014-16).
- ◆ Graduated from Woodinville (WA) High School...Was the quarterback of the football team.
- ◆ Originally signed by Twins scout Trevor Brown.

### CAREER FIELDING

POS	PCT	G	PO	A	E	TC	DP	PB	CS	CS%
C	1.000	15	47	1	0	48	0	0	0	0%
1B	1.000	6	17	1	0	18	2	-	-	-

HAMILTON

# 2024 LOS ANGELES ANGELS



## 46 JIMMY HERGET



**BORN:** SEPT. 9, 1993  
**BIRTHPLACE:** TAMPA, FL  
**MLB SERVICE:** 2 YEARS, 152 DAYS

**OPENING DAY AGE:** 30  
**RESIDES:** TAMPA, FL

**ACQUIRED:** SIGNED AS MINOR LEAGUE FREE AGENT, AUG. 16, 2021  
**SIGNED THRU:** 2024; UNDER CLUB CONTROL; 2/3 OPTIONS USED

RHP

▶ HEIGHT 6-3 ▶ WEIGHT 180 ▶ BATS R ▶ THROWS R

### HERGET'S LIFETIME PITCHING RECORD

Year	Club	W-L	ERA	G	GS	CG	GF	SHO	SV	IP	H	R	ER	HR	HB	BB	IBB	SO	WP	BK	BAA
2015	— Billings	3-0	3.20	24	0	0	20	0	15★	25.1	16	9	9	1	4	11	0	26	3	0	.188
2016	— Daytona	4-4	1.78	50★	0	0	46	0	24★	60.2	47	16	12	3	2	22	0	83	0	2	.208
2017	— Pensacola	1-3	2.73	24	0	0	21	0	16	29.2	22	9	9	1	1	12	2	44	0	0	.202
	— Louisville	3-1	3.06	28	0	0	24	0	9	32.1	30	11	11	4	0	9	1	28	0	0	.248
2018	— Louisville	1-3	3.47	50	0	0	20	0	0	59.2	59	28	23	5	4	21	1	65	1	0	.253
2019	— Louisville	3-4	2.91	48	0	0	16	0	2	58.2	41	22	19	7	2	36	1	68	3	0	.193
	— CINCINNATI	0-0	4.26	5	0	0	4	0	0	6.1	8	3	3	2	0	3	0	0	0	0	.348
2020	— TEXAS	1-0	3.20	20	1	0	6	0	0	19.2	13	7	7	2	2	14	1	17	0	0	.188
2021	— Round Rock	2-2	2.63	27	0	0	15	0	3	37.2	28	14	11	5	0	12	0	48	0	0	.196
	— TEXAS	0-1	9.00	4	0	0	1	0	0	4.0	5	5	4	1	1	0	0	2	0	0	.294
	— Salt Lake	0-1	13.50	4	0	0	2	0	0	4.2	7	7	7	1	1	3	1	5	0	0	.350
	— LAA	2-2	4.30	14	0	0	2	0	0	14.2	15	7	7	0	2	4	1	18	0	1	.283
2022	— LAA	2-1	2.48	49	1	0	13	0	9	69.0	48	20	19	4	3	15	3	63	0	0	.196
	— Rocket City (1)	1-0	4.50	3	0	0	0	0	0	4.0	2	2	2	1	0	2	0	4	0	0	.154
2023	— LAA	2-4	4.66	29	1	0	6	0	0	29.0	33	15	15	7	2	8	3	26	0	0	.282
	— Salt Lake	1-2	4.68	25	0	0	6	0	1	32.2	29	17	17	5	2	13	2	36	1	1	.242
<b>MAJOR TOTALS</b>		<b>7-8</b>	<b>3.47</b>	<b>121</b>	<b>3</b>	<b>0</b>	<b>32</b>	<b>0</b>	<b>9</b>	<b>142.2</b>	<b>122</b>	<b>57</b>	<b>55</b>	<b>16</b>	<b>10</b>	<b>44</b>	<b>8</b>	<b>126</b>	<b>0</b>	<b>1</b>	<b>.233</b>
<b>A.L. TOTALS</b>		<b>7-8</b>	<b>3.43</b>	<b>116</b>	<b>3</b>	<b>0</b>	<b>28</b>	<b>0</b>	<b>9</b>	<b>136.1</b>	<b>114</b>	<b>54</b>	<b>52</b>	<b>14</b>	<b>10</b>	<b>41</b>	<b>8</b>	<b>126</b>	<b>0</b>	<b>1</b>	<b>.228</b>
<b>MINOR TOTALS</b>		<b>19-20</b>	<b>3.13</b>	<b>283</b>	<b>0</b>	<b>0</b>	<b>170</b>	<b>0</b>	<b>70</b>	<b>345.1</b>	<b>281</b>	<b>135</b>	<b>120</b>	<b>33</b>	<b>16</b>	<b>141</b>	<b>8</b>	<b>407</b>	<b>8</b>	<b>3</b>	<b>.219</b>

★ led or tied for league lead  
 (1) rehab assignment

Disabling Injuries: 2022 — Right shoulder impingement; disabled June 22 - July 31

### 2023 SEASON

- ◆ Went 2-4 with a 4.66 ERA (29 IP - 15 ER) and 26 strikeouts in 29 games across six stints with **Angels**.
- ◆ Pitched to a 3.00 ERA (12 IP - 4 ER) in Sept.; Has 2.79 ERA (51.2 IP - 16 ER) in Sept. in career.
- ◆ Made only appearance of season as an opener on Sept. 17 vs. Detroit (1 IP, 2 SO).
- ◆ Posted a 4.68 ERA (32.2 IP - 17 ER) with 36 strikeouts in 25 games for Triple-A **Salt Lake** in 2023.

### MAJOR LEAGUE SUMMARY

#### 2022

- ◆ Made Opening Day roster for first time with **Angels** and led Halos relievers in strikeouts and ERA, while ranking second in saves and innings pitched and third in appearances.
- ◆ Pitched to a 1.10 ERA (32.2 IP - 4 ER) with 29 strikeouts across final 24 appearances of year...His ERA led A.L. relievers (min. 25 IP) in that span from Aug. 2 - end of season.
- ◆ Recorded first career save May 15 at Oakland (2.2 IP, 1 H, 0 R).
- ◆ Earned a winning decision June 18 at Seattle (Game 2) with a career-high 3.2 scoreless innings.
- ◆ Missed 30 games on injured list (right shoulder impingement) from June 22 - July 31....Made three rehab appearances with Double-A **Rocket City**.

#### 2021

- ◆ Began season with Triple-A **Round Rock**, going 2-2 with three saves and a 2.63 ERA (37.2 IP - 11 ER) and 48 strikeouts in 27 games for the Express.

HERGET



- ◆ Had contract selected **Rangers** Aug. 2 and made season debut with Texas that night vs. Angels with 2.0 perfect innings.
- ◆ Signed a minor league contract with Angels, Aug. 16 and joined Triple-A **Salt Lake**.
- ◆ Made four appearances for Bees before having contract selected by **Angels** Aug. 31...Earned the win in his Halos debut that night vs. Yankees with 1.2 scoreless innings pitched.
- ◆ Earned win Sept. 7 at San Diego after working 2.0 perfect innings with two strikeouts.
- ◆ Was unscored upon in nine of 14 appearances for Angels and stranded 10 of 13 inherited runners.

## 2020

- ◆ Ranked second on **Rangers** staff in relief appearances (20) and relief IP (19.2) over two stints with Texas: July 31 - Aug. 10 and Aug. 12 - end of season...Was unscored upon in 15 of the 20 appearances.
- ◆ Was scoreless in 16 of 20 outings, including one start (first of career) as an 'opener' on Sept. 18 at LAA (1.0 IP, 2 BB).
- ◆ After brief option to Rangers Alternate Training site, closed year with a 1.17 ERA (15.1 IP - 2 ER) over final 15 games.
- ◆ Recorded first career strikeout Aug. 1 vs. San Francisco (Austin Slater) in seventh MLB appearance.
- ◆ Earned first Major League win despite a blown save in final outing on Sept. 26 vs. HOU (1.0 IP, 1 ER); first Ranger to record a win and blown save in the same game since Alex Claudio on Sept. 1, 2017 vs. LAA.

## 2019

- ◆ Spent majority of year with Triple-A **Louisville**, where his team-high 48 games ranked fifth in International League.
- ◆ Made MLB debut July 7 vs. CLE...Allowed HR to first (Greg Allen) and third (Jason Kipnis) batters faced in the big leagues.
- ◆ Totaled five appearances across three stints with Reds and did not allow a run in his final four outings (5.2 IP) after yielding three runs in his MLB debut.

## NOTABLE MINOR LEAGUE AWARDS AND HONORS

- ◆ **2017** Futures Game selection...Southern League Mid-Season All-Star.
- ◆ **2016** Florida State League Mid-Season...Post-Season All-Star...*Baseball America* Class High-A All-Star.

## CAREER TRANSACTIONS

- ◆ June 6, 2012... Selected by **Braves** in 40th round of First-Year Player Draft (did not sign).
- ◆ June 9, 2015... Selected by **Reds** in sixth round of First-Year Player Draft (signed June 12, 2015).
- ◆ Dec. 2, 2019... Claimed off waivers by **Rangers** from **Reds**.
- ◆ Dec. 11, 2020...Signed by **Rangers** to a Major League contract.
- ◆ Aug. 16, 2021...Signed by **Angels** as minor league free agent.

## PERSONAL/MISC

- ◆ Jimmy Matthew Herget (pronounced HER-get)...On Twitter: @hergee20.
- ◆ Married wife, Katie, Jan. 11, 2020.
- ◆ Participated in Angels Classroom Connections program, visiting students at Melinda Heights Elementary School in Rancho Santa Margarita during 2022 season.
- ◆ Attended a 250-person youth baseball/softball clinic at Great Park Baseball Stadium in Irvine, CA in June 2022 as part of Play Ball Weekend, along with teammates Griffin Canning, Brandon Marsh and Jared Walsh.
- ◆ In 2018 ranked 11th by *MLB.com* on list of Cincinnati's top prospects.
- ◆ Was a two-time first team All-American Athletic Conference honoree in three seasons at University of South Florida, going 25-11 with a 1.96 ERA (303 IP - 66 ER) in 47 games for the Bulls.
- ◆ Graduated from Jefferson HS (Tampa, FL).
- ◆ Originally signed by Reds scout Greg Zunino.

## CAREER FIELDING

POS	PCT	G	PO	A	E	TC	DP
P	1.000	121	8	11	0	19	1

## HERGET'S CAREER HIGHS

	SEASON	GAME
Wins	2 — 2023, 2022, & 2021	SO 5 — 4/17/22 at TEX
Losses	4 — 2023	IP 3.2 — 6/18/22 at SEA (Game 2)
ERA	2.48 — 2022	R & ER 4 — 4/8/22 vs. HOU
IP	69.0 — 2022	BB 2 — 5 times; last, 4/20/23 at NYN
SO	63 — 2022	H 5 — 7/7/19 vs. CLE

# 2024 LOS ANGELES ANGELS



## 12 AARON HICKS

**BORN:** OCT. 2, 1989 **OPENING DAY AGE:** 34  
**BIRTHPLACE:** SAN PEDRO, CA **RESIDES:** PHOENIX, AZ  
**MLB SERVICE:** 10 YEARS, 41 DAYS  
**ACQUIRED:** SIGNED AS FREE AGENT, JAN. 29, 2024  
**SIGNED THRU:** 2024; SIGNED ONE-YEAR CONTRACT, JAN. 29, 2024

▶ **OUTFIELDER**

▶ **HEIGHT 6-1** ▶ **WEIGHT 205** ▶ **BATS S** ▶ **THROWS R**

### HICKS' LIFETIME PLAYING RECORD

Year	Club	AVG	G	AB	R	H	2B	3B	HR	RBI	SH	SF	HBP	BB	IBB	SO	SB	CS	GDP	SLG	OBP	E
2008	Twins (GCL)	.318	45	173	32	55	10	4	4	27	1	2	0	28	2	32	12	2	5	.491	.409	2
2009	Beloit	.251	67	251	43	63	15	3	4	29	2	3	1	40	1	55	10	8	3	.382	.353	7
2010	Beloit	.279	115	423	86	118	27	6	8	49	4	3	0	88	2	112	21	11	4	.428	.401	6
2011	Fort Myers	.242	122	443	79	107	31	5	5	38	3	3	1	78	5	110	17	9	6	.368	.354	8
2012	New Britain	.286	129	472	100	135	21	11	13	61	3	8	1	79	2	116	32	11	8	.460	.384	8
2013	MINNESOTA	.192	81	281	37	54	11	3	8	27	4	2	2	24	0	84	9	3	0	.338	.259	0
	Rochester (1)	.222	22	72	7	16	4	2	0	5	0	0	0	10	1	21	1	0	2	.333	.317	0
2014	MINNESOTA	.215	69	186	22	40	8	0	1	18	2	1	0	36	0	56	4	3	2	.274	.341	2
	New Britain (1)	.297	43	148	30	44	11	1	4	21	0	2	0	28	1	27	2	3	4	.466	.404	2
	Rochester	.278	24	72	9	20	5	0	1	8	1	2	0	9	0	13	1	1	3	.389	.349	0
2015	Rochester (1)	.342	38	149	26	51	13	4	3	20	0	2	0	17	0	30	2	1	3	.544	.405	0
	MINNESOTA	.256	97	352	48	90	11	3	11	33	0	2	2	34	2	66	13	3	6	.398	.323	1
2016	NEW YORK (A.L.)	.217	123	327	32	71	13	1	8	31	1	3	0	30	1	68	3	4	7	.336	.281	1
2017	NEW YORK (A.L.)	.266	88	301	54	80	18	0	15	52	1	5	3	51	0	67	10	5	8	.475	.372	2
	Scranton/WB (1)	.375	5	16	4	6	2	1	0	1	0	0	0	2	0	2	1	0	1	.625	.444	0
	Trenton (1)	.250	2	8	3	2	1	0	1	2	0	0	0	1	0	1	0	0	0	.750	.333	-
2018	NEW YORK (A.L.)	.248	137	480	90	119	18	3	27	79	2	6	3	90	1	111	11	2	1	.467	.366	2
	Scranton/WB (1)	.333	2	6	0	2	1	0	0	0	0	0	0	1	0	0	0	0	0	.500	.429	0
2019	Tampa (1)	.000	3	11	0	0	0	0	0	0	0	0	0	0	1	0	3	0	0	.000	.083	0
	Scranton/WB (1)	.429	2	7	4	3	2	0	1	1	0	0	0	1	0	1	1	0	0	1.143	.500	0
	NEW YORK (A.L.)	.235	59	221	41	52	10	0	12	36	0	3	0	31	0	72	1	2	2	.443	.325	1
2020	NEW YORK (A.L.)	.225	54	169	28	38	10	2	6	21	0	0	1	41	1	38	4	1	4	.414	.379	2
2021	NEW YORK (A.L.)	.194	32	108	13	21	3	0	4	14	0	2	2	14	0	30	0	0	3	.333	.294	1
2022	NEW YORK (A.L.)	.216	130	384	54	83	9	2	8	40	1	2	4	62	3	109	10	3	10	.313	.330	1
2023	NEW YORK (A.L.)	.188	28	69	9	13	2	0	1	5	0	0	0	7	0	20	0	0	0	.261	.263	0
	BALTIMORE	.275	65	200	35	55	7	1	7	31	0	1	0	35	1	49	6	0	3	.425	.381	2
	Norfolk (1)	.125	2	8	1	1	0	0	0	0	0	0	0	0	0	3	0	0	0	.125	.125	0
<b>MAJOR TOTALS</b>		<b>.233</b>	<b>963</b>	<b>3078</b>	<b>463</b>	<b>716</b>	<b>120</b>	<b>15</b>	<b>108</b>	<b>387</b>	<b>11</b>	<b>27</b>	<b>17</b>	<b>455</b>	<b>9</b>	<b>770</b>	<b>71</b>	<b>26</b>	<b>46</b>	<b>.387</b>	<b>.332</b>	<b>15</b>
<b>MINOR TOTALS</b>		<b>.276</b>	<b>621</b>	<b>2259</b>	<b>424</b>	<b>623</b>	<b>143</b>	<b>37</b>	<b>44</b>	<b>262</b>	<b>14</b>	<b>25</b>	<b>3</b>	<b>383</b>	<b>14</b>	<b>526</b>	<b>100</b>	<b>46</b>	<b>39</b>	<b>.430</b>	<b>.378</b>	<b>33</b>

(1) rehab assignment

- Disabling Injuries:**
- 2023** — Low back sprain; disabled Aug. 19 - Sept. 2  
Left hamstring sprain; disabled July 25 - Aug. 13
  - 2021** — Left wrist sprain; disabled May 16 (retro to May 13) - end of season
  - 2019** — Right flexor strain; disabled Aug. 4 - end of season  
Lower left back strain; disabled Mar. 28 (retro to Mar. 25) - May 13
  - 2018** — Right intercostal muscle strain; disabled Mar. 30 - Apr. 12
  - 2017** — Left oblique strain; disabled Sept. 3 - Sept. 25  
Right oblique strain; June 26 - Aug. 10
  - 2016** — Right hamstring strain; disabled Sept. 5 (retro to Sept. 1) - Sept. 20
  - 2015** — Left hamstring strain; disabled Aug. 20 - Sept. 4  
Right forearm strain; disabled June 14 - July 3
  - 2014** — Right shoulder strain; disabled June 13 (retro to June 10) - July 2  
Concussion; disabled May 2 - May 9
  - 2013** — Left hamstring strain; disabled June 10 - July 2

### 2023 SEASON

- ◆ Split season between **Yankees** and **Orioles**, played in 93 games and batted .253 (68/269) with a .736 OPS.
- ◆ Made 10th career Opening Day roster and eighth with Yankees.
- ◆ Opened the season batting .188 (13/69) with three extra-base hits in 28 games with New York.

HICKS

- ◆ Signed a Major League contract with the Orioles on May 30, and batted .275 (55/200) with an .806 OPS in 65 games to finish the season.
- ◆ Reached base three times in his Orioles debut on May 31 vs. CLE.
- ◆ Appeared in his 900th career game on June 2 at SF.
- ◆ His home run on June 24 vs. SEA marked his longest (426 ft.) and hardest-hit homer (105.1 mph) of the season; was eighth career go-ahead home run in the sixth inning-or-later and first since Sept. 26, 2020 vs. MIA.
- ◆ Reached 10 years of Major League Service Time on Aug. 10.
- ◆ Notched his 700th career hit on Sept. 6 at LAA.

## MAJOR LEAGUE SUMMARY

### 2022

- ◆ Made ninth career Opening Day roster and seventh with the **Yankees**.
- ◆ Played in a career-high 55 games in LF after just playing in a combined 57 games there over his first nine seasons in the Majors and for first time since 2017.
- ◆ Hit .306 (15/49) with eight runs, four RBI, 10 walks, and two stolen bases in 17 games during the month of April.
- ◆ Was placed on paternity list on April 26 and reinstated on April 29.
- ◆ Hit a go-ahead RBI triple in the ninth inning on June 20 at TB...First go-ahead triple by a Yankee in 9th inning-or-later since Scott Brosius' RBI triple on April 10, 2001 at KC.
- ◆ Recorded at least one extra-base hit in five straight games from July 5-9, the longest such stretch of career.
- ◆ Homered in back-to-back games from July 6-7 for 13th time in career and for first time since April 23-24, 2021.

### 2021

- ◆ Made eighth career Opening Day roster, and sixth with **Yankees**.
- ◆ Hit .194/.294/.333 (21/108) with 13 runs, three doubles, four HR, 14 RBI and 14 walks in 32 games with the Yankees... missed final 126 games of season due to a left wrist injury.
- ◆ Notched 100th double of his career April 13 at TOR.
- ◆ Homered in consecutive games from April 23-24 for the first time since July 23-24, 2019.
- ◆ Underwent surgery on his left wrist on May 26...The surgery was performed by Dr. Donald Sheridan in Arizona.
- ◆ Following the season, played for the Leones del Escogido of the Dominican Winter League and hit .265 (13/49) with five runs, four doubles, one HR, nine RBI and four walks in 12 games.

### 2020

- ◆ Made seventh career Opening Day roster, and fifth with **Yankees**.
- ◆ Reached base safely multiple times in a team-high 29 games...Had more walks (41) than strikeouts (38) for first time in career...Tied for fifth in the Majors in walks (tied for second in the A.L.) and led A.L. with a 5.15 plate appearance to walk ratio.
- ◆ Despite undergoing Tommy John surgery in October 2019, did not miss a regular season game due to recovery from the procedure.
- ◆ Walked in a career-high-tying seven straight games from July 26 - Aug. 5 and again from Aug. 7-16, the longest single-season streaks by a Yankee since Aaron Judge's seven-game streak from 9/24-30/17.
- ◆ Reached base multiple times in each of his first five games of the postseason, the longest streak by a Yankee since Curtis Granderson's five-game streak from 2010-11.

### 2019

- ◆ Made sixth career Opening Day roster (on Injured List), and fourth with **Yankees**.
- ◆ Missed the Yankees' first 40 games of the season from March 28 (retroactive to March 25) - May 12 on the 10-day injured list with a lower left back strain.
- ◆ His 1st inning two-run HR on June 29 at Boston at London Stadium was the first Major League homer ever hit in London.
- ◆ Homered in three straight games with a plate appearance from June 4-7, just the second time in his career he homered in three straight games (also June 17-19, 2018).
- ◆ Hit a game-tying pinch-hit solo HR in the 8th inning on July 5 at Tampa Bay, his third career pinch-hit home run.
- ◆ Collected his 500th career hit with a 3rd inning single on July 23 at Minnesota...Hit a go-ahead, two-out, two-run home run in the 9th inning to give the Yankees a 12-11 lead.
- ◆ Was placed on the 10-day injured list on Aug. 4 with a right flexor strain...Was transferred to the 60-day I.L. on Sept. 28.
- ◆ Was reinstated from the 60-day injured list and added to the Yankees' postseason roster prior to the start of the ALCS vs. Houston.
- ◆ Underwent UCL reconstruction surgery on his right elbow on Oct. 30.

### 2018

- ◆ Made fifth career Opening Day roster, and third with **Yankees**.
- ◆ Set single-season career highs in runs scored, hits, home runs, extra-base hits (48), RBI, and walks...Ranked fifth in the Majors (min. 500 PA) with a 15.5% walk rate, and his 20.9% chase rate was seventh-lowest.
- ◆ 27 home runs was the highest total by a switch-hitting centerfielder (min. half of games at the position) since Carlos Beltrán hit 27 HR in 2008...Seventh switch-hitter in Yankees history to hit at least 25 HR in a season, joining Mickey Mantle (10x), Bernie Williams (5x), Mark Teixeira (4x), Tom Tresh (3x), Jorge Posada (2x) and Nick Swisher (2x).

# 2024 LOS ANGELES ANGELS

- ◆ Fourth centerfielder (min. 50.0% of games in CF) in American League history to post a season with at least 25 HR and a walk rate of 15.0% or better, joining Mickey Mantle (9 times), Mike Trout (4) and Larry Doby (2).
- ◆ First Yankee with multiple inside-the-park HRs in the same season (April 13 at DET and May 19 at KC) since Mickey Mantle (three in 1958).
- ◆ Was placed on the 10-day disabled list from March 30 - April 12 with a right intercostal muscle strain...Played two rehab games with Triple-A **Scranton/Wilkes-Barre**.
- ◆ Hit a two-run inside-the-park HR and a solo HR in April 13 win at Detroit...Was his first career inside-the-park HR and first by a Yankee since Curtis Granderson on Aug. 21, 2011 at Minnesota...First Yankee to hit both an inside-the-park HR and a homer over the fence in the same game since Hank Bauer on May 30, 1956 (2) vs. Washington at Yankee Stadium (STATS Inc.).
- ◆ Played in his 500th Major League game June 4 at DET.
- ◆ Hit a two-run HR and two solo HRs and was 3-for-4 with a walk in July 1 win vs. BOS...Was first career three-HR game and the first by a Yankee since Alex Rodriguez on July 25, 2015 at Minnesota...First Yankees leadoff hitter ever to hit three HR in a game and just the 27th instance in Major League history...Homered from both sides of the plate for the second time in his career (also April 13, 2017 vs. TB).
- ◆ Recorded his first walk-off hit as a Yankee and third of his career with an 11th-inning double on Sept. 22 vs. Baltimore to clinch the Yankees' postseason berth.

## 2017

- ◆ Made fourth career Opening Day roster, and second with **Yankees**.
- ◆ Hit his first career pinch-hit HR in the 8th inning of April 19 win vs. CWS.
- ◆ Reached base safely in a career-high 21 consecutive games from May 23 - June 14...Hit .342/.413/.595 (27/79) with 16 runs, 11 doubles, three HR, 17 RBI, and 11 BB during the stretch.
- ◆ Established career highs with six RBI and three doubles in June 1 win at TOR, going 4/5 with two runs...Was third Yankee since 1954 with at least six RBI without a home run.
- ◆ Was placed on the 10-day injured list from June 26 - Aug. 10 with a right oblique strain (missed 39 games)...Combined to appear in seven rehab games with Triple-A **Scranton/Wilkes-Barre** and Double-A **Trenton** from Aug. 2-9.
- ◆ Was placed on the 10-day injured list from Sept. 3-25 with a left oblique strain (missed 21 games).

## 2016

- ◆ Made third career Opening Day roster, and first with **Yankees**.
- ◆ Only Major League player to make at least 20 starts at all three outfield positions in 2016...First Yankee to do so since Joe DiMaggio in 1936.
- ◆ Of the 16 outfield throws of at least 100 mph tracked by MLB Statcast in 2016, three were by Hicks...Had an outfield assist to nab Danny Valencia at the plate to end the fourth inning on April 20 vs. OAK, with a throw recorded at 105.5 mph by MLB Statcast (the fastest throw by an outfielder in 2016).
- ◆ Was placed on the 15-day I.L. from Sept. 5 (retroactive to Sept. 1) – Sept. 20 with a Grade 2 right hamstring strain...suffered the injury in Aug. 31 win at KC and underwent an MRI in Baltimore on Sept. 1.

## 2015

- ◆ Began the season with Triple-A **Rochester**, batting .342 (51/149) with 16 extra-base hits and 20 RBI in 38 games.
- ◆ Recalled by **Twins** on May 12, made season debut that day at DET.
- ◆ Was named the 2015 Charles O. Johnson Award winner for “Most Improved Twin” by the Twin Cities Chapter of the BBWAA.
- ◆ Posted a .996 fielding percentage (254/255)...Tied for 11th in A.L. with nine outfield assists.
- ◆ Was placed on the 15-day I.L. on June 14 with a right forearm strain...Played in six rehab games with Triple-A Rochester.
- ◆ Hit .346 (27/78) with 15 runs, two doubles, two triples, four HR, 16 RBI, 11 walks and a .424 OBP in 23 games in July.
- ◆ Hit his first career leadoff HR off Nick Martinez in Aug. 12 win vs. Texas.
- ◆ Was placed on the 15-day I.L. on Aug. 20 with a left hamstring strain.

## 2014

- ◆ Made second career Opening Day roster with **Twins**.
- ◆ Was placed on the 7-day concussion disabled list from May 2-9 after colliding with the centerfield wall on May 1 vs. LAD.
- ◆ Was placed on the 15-day injured list from June 13 (retroactive to June 10)-July 2 with a right shoulder strain...Went on rehab assignment with Double-A **New Britain** and was optioned there after being reinstated.
- ◆ Hit .297 (44/148) with 30 runs, 11 doubles, four home runs, and 21 RBI in 43 games with New Britain.
- ◆ Promoted to Triple-A **Rochester** Aug. 5, and batted .278 (20/72) with nine runs, five doubles, one home run, and eight RBI in 24 games.

## 2013

- ◆ Made first career Opening Day roster with **Twins**.
- ◆ Led Twins with nine outfield assists...Among A.L. rookies, tied for fifth in homers, tied for sixth in walks (24), ranked eighth in runs scored, and tied for 10th in doubles.
- ◆ Made Major League debut on April 3 vs. DET, and became the fourth different Twins player to make his Major League debut as the Opening Day leadoff hitter, joining Sergio Ferrer on April 5, 1974, Hosken Powell on April 5, 1978, and Jim Eisenreich on April 6, 1982.



- ◆ Recorded first Major League hit and RBI with a two-run single off Brayan Villarreal in the 8th inning on April 4 vs. DET.
- ◆ Hit first career home run on May 4 at CLE, a solo HR off Scott Kazmir...Recorded first career multi-HR game on May 13 vs. CWS.
- ◆ Was placed on the 15-day I.L. from June 10 - July 2 with a left hamstring strain...played in six games on a rehab assignment with Triple-A **Rochester**.

## POSTSEASON SUMMARY

- ◆ Has made appearances in six different postseasons, five with the New York Yankees (2017, 2018, 2019, 2020, 2022) and one with the Baltimore Orioles (2023). In 32 career postseason defensive appearances, has not made an error in 68 total chances.
- ◆ In **2023**, appeared in three games of the ALDS against the Texas Rangers, batting .250 (2/8) with a 1.025 OPS...Hit a three-run home run in Baltimore's Game 2 loss, and drove in a career postseason-high five RBI.
- ◆ In **2022**, appeared in Game 4 and Game 5 of the ALDS against the Cleveland Guardians, going hitless and recording a walk in four plate appearances...Recorded an outfield assist in New York's Game 4 win...Exited ALDS Game 5 in the 3rd inning with a knee injury after colliding with Oswaldo Cabrera in the outfield; Was not on the Yankees' ALCS roster vs. Houston.
- ◆ In **2020**, started every game of the Yankees' postseason bid, batting .125 (1/8) with a triple and three walks in the Wild Card Series vs. Cleveland, and batting .389 (7/18) with a double and three RBI against Tampa Bay in the ALDS.
- ◆ In **2019**, was activated from the 60-day Injured List prior to the ALCS against Houston, and batted .154 (2/13) with a .738 OPS in the Yankees' six-game defeat.
- ◆ In **2018**, hit an RBI double to push Yankees past Athletics in Wild Card round, and then appeared in Game 1 and Game 4 of New York's ALDS loss to Boston, batting .200 (1/5) with a walk.
- ◆ Made postseason debut in **2017**...Collected an RBI single in Wild Card victory over his former team, the Twins... Led NYY with a .316 average (6/19) and four RBI in ALDS against Cleveland...Batted .083 (2/24) with a double and two walks in Yankees' seven-game ALCS defeat to Houston.

## WILD CARD GAME TOTALS

Year	Club, Opp	AVG	G	AB	R	H	2B	3B	HR	RBI	SH	SF	HBP	BB	IBB	SO	SB	CS	GDP	SLG	OBP	E
2017	— NYY, MIN	.333	1	3	0	1	0	0	1	0	0	0	0	1	0	0	0	0	0	.333	.500	0
2018	— NYY, OAK	.250	1	4	1	1	1	0	0	1	0	0	0	0	0	0	0	0	0	.500	.250	0
2020	— NYY, CLE	.125	2	8	4	1	0	1	0	0	0	0	0	3	0	4	0	0	0	.375	.364	0
<b>Totals</b>		<b>.200</b>	<b>4</b>	<b>15</b>	<b>5</b>	<b>3</b>	<b>1</b>	<b>1</b>	<b>0</b>	<b>2</b>	<b>0</b>	<b>0</b>	<b>0</b>	<b>4</b>	<b>0</b>	<b>4</b>	<b>0</b>	<b>0</b>	<b>0</b>	<b>.400</b>	<b>.368</b>	<b>0</b>

## DIVISION SERIES TOTALS

Year	Club, Opp	AVG	G	AB	R	H	2B	3B	HR	RBI	SH	SF	HBP	BB	IBB	SO	SB	CS	GDP	SLG	OBP	E
2017	— NYY, CLE	.316	5	19	3	6	1	0	1	4	0	0	0	1	0	6	0	0	1	.536	.350	0
2018	— NYY, BOS	.200	2	5	0	1	0	0	0	0	0	0	0	1	0	1	0	0	0	.200	.333	0
2020	— NYY, TBR	.389	5	18	2	7	1	0	0	3	0	1	0	3	0	1	0	0	0	.444	.455	0
2022	— NYY, CLE	.000	2	3	0	0	0	0	0	0	0	0	0	1	0	0	0	0	0	.000	.250	0
2023	— BAL, TEX	.250	3	8	1	2	0	0	1	5	0	0	0	2	0	1	0	0	0	.625	.400	0
<b>Totals</b>		<b>.302</b>	<b>17</b>	<b>53</b>	<b>6</b>	<b>16</b>	<b>2</b>	<b>0</b>	<b>2</b>	<b>12</b>	<b>0</b>	<b>1</b>	<b>0</b>	<b>8</b>	<b>0</b>	<b>9</b>	<b>0</b>	<b>0</b>	<b>1</b>	<b>.453</b>	<b>.387</b>	<b>0</b>

## LEAGUE CHAMPIONSHIP SERIES TOTALS

Year	Club, Opp	AVG	G	AB	R	H	2B	3B	HR	RBI	SH	SF	HBP	BB	IBB	SO	SB	CS	GDP	SLG	OBP	E
2017	— NYY, HOU	.083	7	24	2	2	1	0	0	0	0	0	0	2	0	8	0	0	0	.125	.154	0
2019	— NYY, HOU	.154	5	13	1	2	0	0	1	3	0	0	0	4	0	5	1	0	0	.385	.353	0
<b>Totals</b>		<b>.108</b>	<b>12</b>	<b>37</b>	<b>3</b>	<b>4</b>	<b>1</b>	<b>0</b>	<b>1</b>	<b>3</b>	<b>0</b>	<b>0</b>	<b>0</b>	<b>6</b>	<b>0</b>	<b>13</b>	<b>1</b>	<b>0</b>	<b>0</b>	<b>.216</b>	<b>.233</b>	<b>0</b>

## NOTABLE MINOR LEAGUE AWARDS AND HONORS

- ◆ **2013** *Baseball America* Double-A All-Star.
- ◆ **2012** MiLB Organization All-Star...Eastern League Post-Season All-Star.
- ◆ **2010** Midwest League Mid-Season All-Star.
- ◆ **2008** Florida Coast League Post-Season All-Star...*Baseball America* Rookie All-Star.

## CAREER TRANSACTIONS

- ◆ June 5, 2008...Selected by **Twins** in first round (14th overall) of 2008 First-Year Player Draft (signed June 13).
- ◆ Nov. 11, 2015...Traded by **Twins** to **Yankees** for C John Ryan Murphy.
- ◆ Feb. 25, 2019...Signed by **Yankees** to seven-year contract.
- ◆ May 30, 2023...Signed by **Orioles** to one-year contract.
- ◆ Jan. 29, 2024...Signed by **Angels** to one-year contract.

# 2024 LOS ANGELES ANGELS

## PERSONAL/MISC

- ◆ Aaron Michael Hicks...On Twitter: @AaronHicks31
- ◆ Graduated from Woodrow Wilson HS in Long Beach, CA. in 2008, where he hit .407 (114-for-280) with 24 doubles, 10 triples, and six home runs in 97 games...On mound, went 11-2 with a 1.11 ERA (94.1 IP - 15 ER) and 144 SO in 13 starts...Played in 2007 AFLAC All-American High School Baseball Classic...Named to Baseball America All-American Second Team in 2008.
- ◆ Is a product of Major League Baseball's Urban Youth Academy in Compton, Calif.
- ◆ Played golf growing up and has participated in numerous charity golf tournaments.
- ◆ Originally signed by Twins scout John Leavitt.

## MISCELLANEOUS STATS

### CAREER MULTIPLE-HOME RUN GAMES (5)

#### THREE-HR GAMES (1)

July 1, 2018 vs. BOS

#### TWO-HR GAMES (4)

Apr. 13, 2018 at DET

June 9, 2017 vs. BAL

Apr. 13, 2017 vs. TBR

May 13, 2013 vs. CWS

### CAREER GRAND SLAM HOME RUNS (1)

July 6, 2022 at PIT

### CAREER LEADOFF HOME RUNS (3)

June 26, 2018 at PHI

Sept. 7, 2015 at KC

Aug. 12, 2015 vs. TEX

### GAMES WITH HOME RUNS FROM BOTH SIDES OF PLATE (2)

July 1, 2018 vs. BOS

Apr. 13, 2017 vs. TB

### CAREER WALK-OFF PLATE APPEARANCES (3)

Sept. 22, 2018 vs. BAL (RBI double; 11th)

Sept. 16, 2014 vs. DET (RBI single; 9th)

May 15, 2014 vs. BOS (RBI single; 10th)

## CAREER FIELDING

POS	PCT	G	PO	A	E	TC	DP
OF	.992	927	1866	39	15	1920	12

## HICKS' CAREER HIGHS

	SEASON		GAME
AVG	.266 — 2017	H	4 — 5 times; last, 8/30/17 (2) vs. CLE
R	90 — 2018	R	4 — Twice; last, 9/21/18 vs. BAL
H	119 — 2018	HR	3 — 7/1/18 vs. BOS
2B	18 — 2018 & 2017	2B	3 — 6/1/17 at TOR
HR	27 — 2018	RBI	6 — 6/1/17 at TOR
RBI	79 — 2018	Hit Streak	9 — May 28 - June 6, 2017





# 97 ZACH HUMPHREYS

▶ **BORN:** OCT. 9, 1997      **OPENING DAY AGE:** 26  
**BIRTHPLACE:** DALLAS, TX      **RESIDES:** MIDLOTHIAN, TX  
**ACQUIRED:** SIGNED AS NON-DRAFTED FREE AGENT, JULY 13, 2021  
**SIGNED THRU:** 2024; UNDER CLUB CONTROL; 0/3 OPTIONS USED

▶ **CATCHER**

▶ **HEIGHT** 5-10   ▶ **WEIGHT** 195   ▶ **BATS** R   ▶ **THROWS** R

## NON-ROSTER INVITEE

### HUMPHREYS' LIFETIME PLAYING RECORD

Year	Club	AVG	G	AB	R	H	2B	3B	HR	RBI	SH	SF	HBP	BB	IBB	SO	SB	CS	GDP	SLG	OBP	E
2021	— Tri-City	.226	10	31	2	7	2	0	0	1	0	0	1	3	0	14	1	0	0	.290	.314	0
2022	— Rocket City	.248	69	230	43	57	7	1	7	28	0	3	1	51	0	57	8	3	5	.378	.382	9
2023	— Rocket City	.200	7	20	4	4	1	0	1	6	0	0	0	2	0	5	2	0	0	.400	.273	0
	— Salt Lake	.259	59	189	25	49	15	1	2	30	2	4	2	27	0	51	7	4	6	.381	.351	9
<b>MINOR TOTALS</b>		<b>.249</b>	<b>145</b>	<b>470</b>	<b>74</b>	<b>117</b>	<b>25</b>	<b>2</b>	<b>10</b>	<b>65</b>	<b>2</b>	<b>7</b>	<b>4</b>	<b>83</b>	<b>0</b>	<b>127</b>	<b>18</b>	<b>7</b>	<b>11</b>	<b>.374</b>	<b>.362</b>	<b>18</b>

### 2023 SEASON

- ◆ Split season between Double-A **Rocket City** and Triple-A **Salt Lake**, batting a combined .254 (53/209) with a .727 OPS and 20 extra-base hits across both levels.
- ◆ Doubled, homered and stole a base in June 30 game with Salt Lake vs. Tacoma.
- ◆ Set career highs in doubles (16), RBI (36), stolen bases (9), batting average (.254) and slugging percentage (.383).

### CAREER HIGHLIGHTS

- ◆ Has caught 25% (24/95) of would-be basestealers across two seasons with Double-A Rocket City.
- ◆ Made professional debut with Tri-City, July 29, 2021 at Hillsboro.

### CAREER TRANSACTIONS

- ◆ June 5, 2019...Selected by **Brewers** in 26th round of First-Year Player Draft (did not sign).
- ◆ July 13, 2021...Signed by **Angels** as undrafted free agent.

### PERSONAL/MISC

- ◆ Zachary Ryan Humphreys.
- ◆ His father, Mike, was drafted by the Padres and played three MLB seasons with the Yankees (1991-93).
- ◆ Played five seasons at Texas Christian University (2017-21)...Batted .276 (486/675) in college career with a .791 OPS...2021 Big 12 Baseball Scholar-Athlete of the Year...2021 Big 12 Championship All-Tournament Team.
- ◆ Graduated from Midlothian (TX) High School...Earned all-state honors as a catcher and was named the Dallas-Forth Worth SportsDay Offensive Player of the Year in his senior season...Batted .515 with 38 walks as a senior.
- ◆ Originally signed by Angels scout Jayson Durocher.

HUMPHREYS



## 92 JOEL HURTADO

▶ **BORN:** FEB. 6, 2001      **OPENING DAY AGE:** 23  
**BIRTHPLACE:** PUERTO PLATA, DR      **RESIDES:** PUERTO PLATA, DR  
**ACQUIRED:** SIGNED AS INTERNATIONAL FREE AGENT, JUNE 27, 2022  
**SIGNED THRU:** 2024; UNDER CLUB CONTROL; 0/3 OPTIONS USED

▶ **RHP**      ▶ **HEIGHT** 6-2      ▶ **WEIGHT** 180      ▶ **BATS** R      ▶ **THROWS** R

### NON-ROSTER INVITEE

#### HURTADO'S LIFETIME PITCHING RECORD

Year	Club	W-L	ERA	G	GS	CG	GF	SHO	SV	IP	H	R	ER	HR	HB	BB	IBB	SO	WP	BK	BAA
2022	— Angels (DSL)	1-1	3.50	5	4	0	0	0	0	18.0	12	8	7	3	1	9	0	21	4	1	.190
2023	— Inland Empire	6-5	5.42	22	10	0	5	0	0	78.0	78	53	47	2	8	31	0	90	9	2	.260
<b>MINOR TOTALS</b>		<b>7-6</b>	<b>5.06</b>	<b>27</b>	<b>14</b>	<b>0</b>	<b>5</b>	<b>0</b>	<b>0</b>	<b>96.0</b>	<b>90</b>	<b>61</b>	<b>54</b>	<b>5</b>	<b>9</b>	<b>40</b>	<b>0</b>	<b>111</b>	<b>13</b>	<b>3</b>	<b>.248</b>

#### 2023 SEASON

- ◆ Spent season with Low-A **Inland Empire**, make 22 appearances (10 starts) and posted a 5.42 ERA (78 IP - 47 ER) with 90 strikeouts.
- ◆ Held opponents scoreless in six of seven appearances from May 24 to June 25, including a nine-inning scoreless streak from May 24 to June 14...Sported a 2.16 ERA (16.2 IP - 4 ER) with 20 strikeouts and five walks in the period.
- ◆ Posted double-digit strikeouts in two starts: July 25 vs. Fresno (10) and August 30 at Modesto (11).
- ◆ Pitched at least 6.0 innings in six of seven outings (six starts) from July 18 to August 30, including five straight games from July 18 to August 15...Posted a 3.64 ERA (42 IP - 17 ER) with 51 strikeouts to 10 walks in the seven-game span.
- ◆ Named California League Pitcher of the Week for the week of July 23 following a scoreless start at Visalia in which he held opponents to just two hits and one walk over six shutout innings, while striking out six.

#### CAREER HIGHLIGHTS

- ◆ Made professional debut July 22, 2022 with DSL Angels at DSL Colorado.
- ◆ Named California League Pitcher of the Week (July 23, 2023).

#### CAREER TRANSACTIONS

- ◆ June 27, 2022...Signed by **Angels** as international free agent.

#### PERSONAL/MISC

- ◆ Joel Alexander Hurtado.
- ◆ Ranked as Angels #21 prospect by *Baseball America*.
- ◆ Originally signed by Angels scouts Jonathan Genao & Rusbell Cabrera.



HURTADO





# 94 NICK JONES

▶ BORN: JAN. 22, 1999      OPENING DAY AGE: 25  
 BIRTHPLACE: JOHNS CREEK, GA      RESIDES: JOHNS CREEK, GA  
 ACQUIRED: SELECTED IN EIGHTH ROUND OF 2018 FIRST-YEAR PLAYER DRAFT  
 SIGNED THRU: 2024; UNDER CLUB CONTROL; 0/3 OPTIONS USED

▶ LHP

▶ HEIGHT 6-7

▶ WEIGHT 210

▶ BATS L

▶ THROWS L

## NON-ROSTER INVITEE

### JONES' LIFETIME PITCHING RECORD

Year	Club	W-L	ERA	G	GS	CG	GF	SHO	SV	IP	H	R	ER	HR	HB	BB	IBB	SO	WP	BK	BAA
2021—	Angels (ACL)	1-0	3.27	7	0	0	1	0	0	11.0	10	6	4	0	1	3	0	15	1	1	.227
	Inland Empire	0-0	13.50	3	0	0	1	0	0	3.1	5	5	5	1	0	3	0	4	0	0	.333
2022—	Tri-City	1-1	5.63	8	0	0	2	0	1	8.0	6	6	5	0	0	5	0	13	1	0	.194
	Rocket City	3-0	4.11	31	0	0	11	0	1	35.0	27	17	16	2	5	26	0	44	9	1	.211
2023—	Tri-City	2-3	3.24	22	0	0	13	0	5	25.0	17	9	9	1	2	5	0	30	3	0	.193
	Rocket City	2-1	3.86	22	0	0	7	0	3	28.0	24	13	12	2	1	13	0	37	3	0	.233
	Salt Lake	2-0	2.08	6	0	0	0	0	0	13.0	8	3	3	1	3	10	0	10	0	0	.205
<b>MINOR TOTALS</b>		<b>11-5</b>	<b>3.94</b>	<b>99</b>	<b>0</b>	<b>0</b>	<b>35</b>	<b>0</b>	<b>10</b>	<b>123.1</b>	<b>97</b>	<b>59</b>	<b>54</b>	<b>7</b>	<b>12</b>	<b>65</b>	<b>0</b>	<b>153</b>	<b>17</b>	<b>2</b>	<b>.217</b>

### 2023 SEASON

- ◆ Split season between High-A **Tri-City**, Double-A **Rocket City**, and Triple-A **Salt Lake**, making 50 appearances and posting a 3.27 ERA (66 IP - 24 ER) with 77 strikeouts, five holds and eight saves in eight opportunities.
- ◆ Surrendered five earned runs in 0.1 innings in third outing of the season on April 14...Posted a 2.73 ERA (62.2 IP - 19 ER) with 73 strikeouts in 47 games the rest of the way.
- ◆ Held opponents scoreless in 37 of 50 outings across all three levels, and pitched in multiple innings in 16 of those appearances.
- ◆ Achieved career bests across the board in ERA (3.27), games (50), saves (8), innings pitched (66), strikeouts (77), and WHIP (1.17).

### CAREER HIGHLIGHTS

- ◆ Made professional debut Aug. 13, 2021 with ACL Angels vs. ACL White Sox.

### CAREER TRANSACTIONS

- ◆ July 12, 2021...Selected by **Angels** in eighth round of First-Year Player Draft.

### PERSONAL/MISC

- ◆ Nicholas Michael Jones.
- ◆ Attended Georgia Southern University...Pitched to a 4-2 record and 2.28 ERA (87.0 IP - 22 ER) with 133 strikeouts across four seasons from 2018-21...Posted a 1.48 ERA (42.2 IP - 7 ER) with 17 saves in senior season...2021 NCBWA First Team All-American...2021 Dick Howser Trophy Semifinalist...2021 Stopper of the Year Finalist...2021 Sun Belt All-Conference First-Team...2018-19 Sun Belt Conference Academic Honor Roll...Majored in Mechanical Engineering.
- ◆ Attended Chattahoochee (GA) High School.
- ◆ Originally signed by Angels scout Chris McAlpin.

JONES

# 2024 LOS ANGELES ANGELS



## 44 BEN JOYCE



**BORN:** SEPT. 17, 2000  
**BIRTHPLACE:** KNOXVILLE, TN  
**MLB SERVICE:** 127 DAYS

**OPENING DAY AGE:** 23  
**RESIDES:** KNOXVILLE, TN

**ACQUIRED:** SELECTED IN THIRD ROUND OF 2022 FIRST-YEAR PLAYER DRAFT  
**SIGNED THRU:** 2024; UNDER CLUB CONTROL; 0/3 OPTIONS USED

▶ **RHP**

▶ **HEIGHT** 6-5 ▶ **WEIGHT** 225 ▶ **BATS** R ▶ **THROWS** R

### JOYCE'S LIFETIME PITCHING RECORD

Year	Club	W-L	ERA	G	GS	CG	GF	SHO	SV	IP	H	R	ER	HR	HB	BB	IBB	SO	WP	BK	BAA
2022	— Rocket City	1-0	2.08	13	0	0	2	0	1	13.0	11	4	3	0	3	4	0	20	1	0	.220
2023	— Rocket City	0-1	4.60	14	0	0	6	0	4	15.2	7	12	8	1	5	13	0	24	2	0	.135
	LAA	1-1	5.40	12	0	0	0	0	0	10.0	9	6	6	1	1	9	0	10	1	0	.243
	Inland Empire (1)	0-0	0.00	2	0	0	0	0	0	2.0	1	0	0	0	0	1	0	2	0	0	.167
<b>MAJOR TOTALS</b>		<b>1-1</b>	<b>5.40</b>	<b>12</b>	<b>0</b>	<b>0</b>	<b>0</b>	<b>0</b>	<b>0</b>	<b>10.0</b>	<b>9</b>	<b>6</b>	<b>6</b>	<b>1</b>	<b>1</b>	<b>9</b>	<b>0</b>	<b>10</b>	<b>1</b>	<b>0</b>	<b>.243</b>
<b>MINOR TOTALS</b>		<b>1-1</b>	<b>3.23</b>	<b>29</b>	<b>0</b>	<b>0</b>	<b>8</b>	<b>0</b>	<b>5</b>	<b>30.2</b>	<b>19</b>	<b>16</b>	<b>11</b>	<b>1</b>	<b>8</b>	<b>18</b>	<b>0</b>	<b>46</b>	<b>3</b>	<b>0</b>	<b>.176</b>

(1) rehab assignment

**Disabling Injuries:** 2023 — Ulnar neuritis; disabled June 10 - Sept. 10

### 2023 SEASON

- ◆ Contract selected by **Angels**, May 28...Made Major League debut May 29, 2023 at Chicago (A.L.).
- ◆ Went 1-1 with a 5.40 ERA (10 IP - 6 ER) with 10 strikeouts in 12 appearances in 2023.
- ◆ Pitched six consecutive scoreless innings from Sept. 10 - Sept. 27 (6 G) after rejoining active roster on Sept. 10.
- ◆ Only surrendered runs in two of 12 outings.
- ◆ Missed 78 games on IL due to ulnar neuritis...Made two appearances on rehab assignment with Low-A **Inland Empire**.
- ◆ Recorded first Major League win June 7 vs. Chicago (N.L.) in Angel Stadium debut.
- ◆ Recorded first career strikeout on 101.8 MPH pitch vs. Gavin Sheets; second fastest pitch for first career strikeout in the Statcast era (102.4 MPH by Julian Fernandez (COL) on 9/5/21 vs. ATL).

### CAREER HIGHLIGHTS

- ◆ Made MLB debut May 29 at Chicago (A.L.).
- ◆ Entered 2023 ranked as Angels #10 prospect by *Baseball America* and the #4 pitcher...Was also rated by the publication as having the Best Fastball in Angels Organization.
- ◆ Made professional debut in 2022 with Rocket City.
- ◆ On May 1, 2022 vs. Auburn, had a pitch clocked at 105.5 MPH, which was fastest recorded pitch speed in college baseball history.

### CAREER TRANSACTIONS

- ◆ July 18, 2022...Selected by **Angels** in third round of First-Year Player Draft (signed Aug. 2, 2022).

### PERSONAL/MISC

- ◆ Benjamin Alan Joyce...On Twitter: @benjoyce08.
- ◆ At University of Tennessee, completed his bachelor's degree in Finance in May 2022...Named to 2022 NCBWA All-American 3rd Team and Spring SEC Academic Honor Roll...Nicknamed "The Volunteer Fireman."
- ◆ Did not pitch during 2021 season while recovering from Tommy John surgery.
- ◆ Attended Walters State Community College (Morristown, TN) from 2019-20 before transferring to University of Tennessee.
- ◆ Graduate of Farragut HS (Knoxville, TN)...Helped lead Admirals to state playoffs as a senior in 2018 and reached 100 MPH with his fastball during high school career.
- ◆ Has an identical twin brother, Zach, who was selected by the Angels in the 2023 First-Year Player Draft.
- ◆ Originally signed by Angels scout Joel Murrie.

JOYCE



# 64 JACK KOCHANOWICZ

▶ BORN: DEC. 22, 2000      OPENING DAY AGE: 23  
 BIRTHPLACE: PHILADELPHIA, PA      RESIDES: BALA CYNWYD, PA  
 ACQUIRED: SELECTED IN THIRD ROUND OF 2019 FIRST-YEAR  
 PLAYER DRAFT  
 SIGNED THRU: 2024; UNDER CLUB CONTROL; 0/3 OPTIONS USED

▶ RHP

▶ HEIGHT 6-6    ▶ WEIGHT 220    ▶ BATS L    ▶ THROWS R

## KOCHANOWICZ'S LIFETIME PITCHING RECORD

Year	Club	W-L	ERA	G	GS	CG	GF	SHO	SV	IP	H	R	ER	HR	HB	BB	IBB	SO	WP	BK	BAA
2019—										DID NOT PLAY											
2020—										DID NOT PLAY - Participated at Angels Alternate Training Site											
2021—	Inland Empire	4-2	6.91	20	18	0	0	0	0	83.1	102	72	64	12	3	35	0	73	10	0	.297
2022—	Inland Empire	4-4	4.99	17	9	0	1	0	0	57.2	57	36	32	6	3	18	0	53	5	0	.253
2023—	Tri-City	1-0	1.52	5	5	0	0	0	0	23.2	22	7	4	0	2	3	0	14	2	0	.247
	Rocket City	4-5	6.53	16	16	1	0	0	0	70.1	81	54	51	15	9	22	0	55	3	0	.290
<b>MINOR TOTALS</b>		<b>13-11</b>	<b>5.78</b>	<b>58</b>	<b>48</b>	<b>1</b>	<b>1</b>	<b>0</b>	<b>0</b>	<b>235.0</b>	<b>262</b>	<b>169</b>	<b>151</b>	<b>33</b>	<b>17</b>	<b>78</b>	<b>0</b>	<b>195</b>	<b>20</b>	<b>0</b>	<b>.280</b>

## 2023 SEASON

- ◆ Began year at High-A **Tri-City**, posted a 1-0 record and 1.52 ERA (23.2 IP - 4 ER) with 14 strikeouts in five starts.
- ◆ Promoted to Double-A **Rocket City** on May 12...Tied career high with four wins and logged a 6.53 ERA (70.1 IP - 51 ER) in 16 games.
- ◆ Tossed first professional complete game on May 20 against Birmingham, surrendering one earned run on four hits, one walk, and five strikeouts in the contest.
- ◆ Tallied five quality starts in 2023.

## CAREER HIGHLIGHTS

- ◆ Made professional debut on May 11, 2021.
- ◆ Named California League Pitcher of the Week for July 17, 2022.

## CAREER TRANSACTIONS

- ◆ Selected by **Angels** in third round of 2019 First-Year Player Draft.

## PERSONAL/MISC

- ◆ Jack Von Kochanowicz (pronounced ko-HAN-o-wits) On Twitter: @JackKochanowicz.
- ◆ Graduate of Harriton HS (Bryn Mawr, PA)...First player ever to be drafted out of Harriton HS...Posted a 6-0 record and 0.31 ERA in 45 innings in his senior season.
- ◆ Committed to University of Virginia before being drafted by Angels.
- ◆ Originally signed by Angels scout Kennard Jones.



KOCHANOWICZ

# 2024 LOS ANGELES ANGELS



## 56 ADAM KOLAREK



BORN: JAN. 14, 1989

OPENING DAY AGE: 35

BIRTHPLACE: BALTIMORE, MD

RESIDES: ODENTON, MD

MLB SERVICE: 3 YEARS, 60 DAYS

ACQUIRED: SIGNED AS FREE AGENT, NOV. 26, 2023

SIGNED THRU: 2024; SIGNED ONE-YEAR CONTRACT, NOV. 26, 2023

▶ LHP

▶ HEIGHT 6-3

▶ WEIGHT 215

▶ BATS L

▶ THROWS L

### KOLAREK'S LIFETIME PITCHING RECORD

Year	Club	W-L	ERA	G	GS	CG	GF	SHO	SV	IP	H	R	ER	HR	HB	BB	IBB	SO	WP	BK	BAA
2010	Kingsport	0-0	3.86	5	0	0	0	0	0	9.1	3	4	4	1	1	3	0	15	0	0	.100
	Brooklyn	2-1	2.89	17	0	0	5	0	1	28.0	16	11	9	3	2	14	0	30	2	0	.168
2011	St. Lucie	0-1	7.36	5	0	0	1	0	0	7.1	13	6	6	0	0	4	0	3	0	0	.382
	Savannah	7-0	2.22	21	1	0	11	0	5	52.2	41	16	13	1	6	19	1	55	2	0	.214
2012	St. Lucie	1-3	2.37	44	0	0	28	0	18	57.0	49	18	15	3	2	21	3	70	6	0	.234
	Binghamton	2-0	5.68	6	0	0	4	0	1	6.1	10	4	4	2	0	4	1	8	1	0	.385
2013	Binghamton	3-3	1.71	44	0	0	15	0	1	63.0	47	15	12	3	2	22	1	63	3	0	.204
	Las Vegas	0-0	11.25	2	0	0	0	0	0	4.0	5	5	5	0	2	3	0	1	0	0	.294
2014	Binghamton	1-2	6.07	48	0	0	17	0	2	56.1	77	45	38	2	6	21	1	43	2	0	.314
2015	Binghamton	2-4	4.43	51	1	0	15	0	1	67.0	59	35	33	4	3	28	1	61	5	0	.232
2016	Montgomery	3-2	3.32	13	0	0	2	0	0	19.0	14	13	7	0	2	12	0	17	2	0	.194
	Durham	0-2	3.05	34	0	0	11	0	2	41.1	28	15	14	1	4	23	0	46	2	0	.194
2017	Durham	3-4	1.65	41	0	0	8	2	2	43.2	37	9	8	0	3	16	1	46	3	0	.226
	TAMPA BAY	1-0	6.48	12	0	0	5	0	0	8.1	9	6	6	2	4	4	2	4	1	0	.290
2018	Durham	5-1	1.61	31	1	0	12	0	4	44.2	35	8	8	1	2	12	1	52	1	0	.216
	TAMPA BAY	1-0	3.93	31	0	0	5	0	2	34.1	38	15	15	0	1	5	1	19	0	0	.284
2019	TAMPA BAY	4-3	3.95	54	0	0	15	0	1	43.1	39	19	19	6	3	14	4	36	1	0	.234
	LOS ANGELES (N.L.)	2-0	0.77	26	0	0	3	0	0	11.2	9	3	1	1	0	2	0	9	0	0	.209
2020	LOS ANGELES (N.L.)	3-0	0.95	20	0	0	3	0	1	19.0	11	2	2	1	0	4	0	13	2	0	.164
2021	OAKLAND	0-0	8.00	12	0	0	2	0	0	9.0	15	10	8	2	1	5	0	4	1	0	.341
	Las Vegas	1-0	6.75	37	0	0	4	0	0	38.2	48	33	29	5	7	20	1	27	1	0	.300
2022	Las Vegas	2-3	6.10	37	0	0	10	0	2	41.1	42	29	28	4	5	16	0	39	4	1	.269
	OAKLAND	0-1	4.58	15	0	0	7	0	0	17.2	20	9	9	1	3	8	0	9	0	0	.294
2023	Oklahoma City	0-3	2.40	33	0	0	4	0	1	30.0	26	10	8	0	3	17	1	26	1	0	.252
	LOS ANGELES (N.L.)	0-0	0.00	1	0	0	0	0	0	1.1	1	0	0	0	0	0	0	2	0	0	.200
	Syracuse	0-0	3.38	6	0	0	0	0	0	5.1	1	2	2	0	1	3	0	8	0	0	.059
	NEW YORK (N.L.)	0-0	0.00	4	0	0	0	0	0	4.2	1	0	0	0	1	1	0	5	0	0	.071
	Gwinnett	2-0	9.82	7	0	0	3	0	0	7.1	9	9	8	3	0	10	0	7	1	0	.321
MAJOR TOTALS		11-4	3.62	175	0	0	40	0	4	149.1	143	64	60	13	13	43	7	101	5	0	.250
MINOR TOTALS		34-29	3.63	482	3	0	150	0	40	622.1	560	287	251	33	51	268	12	617	36	1	.240

KOLAREK

### 2023 SEASON

- ◆ Began season in Triple-A **Oklahoma City** after signing minor league contract with **Dodgers** in 2022 offseason.
- ◆ Appeared in one game for LAD on June 11 at Philadelphia, pitching 1.1 scoreless innings of relief and logging two strikeouts.
- ◆ Traded by Dodgers with Phil Bickford to **Mets** for cash considerations on August 1.
- ◆ Pitched in six games for Triple-A Syracuse, going 0-0 with a 3.38 ERA (5.1 IP - 2 ER) before having contract selected by Mets on August 19.
- ◆ Pitched in four games (4.1 IP) for Mets without allowing a run before being designated for assignment on August 27.
- ◆ Signed by **Braves** as a minor league free agent on August 31 and finished out season with Triple-A **Gwinnett**.

### CAREER HIGHLIGHTS

- ◆ Made Major League debut on June 29, 2017 with Tampa Bay, following 320 appearances across eight seasons in the minors.



- ◆ Recorded first career Major League win on July 18, 2017 against Oakland.
- ◆ Notched first career save on August 16, 2018 against New York (A.L.).
- ◆ Owns .184 (50/272) opponent batting average and .484 opponent OPS against LHB in his career.
- ◆ 2020 World Series Champion with Los Angeles Dodgers.

## MAJOR LEAGUE SUMMARY

### 2022

- ◆ Started year with Triple-A **Las Vegas**, appearing in 37 games and posting a 2-3 record and 6.10 ERA (41.1 IP - 28 ER) with a .269 (42/156) average against.
- ◆ Pitched to a 0-1 record and 4.58 ERA (17.2 IP - 9 ER) across 15 relief appearances in sole MLB stint in 2022.
- ◆ Allowed just one home run in 79 batters faced at the Major League level.
- ◆ Held MLB hitters to a .211 average (4/19) when ahead in the count.

### 2021

- ◆ Traded by **Dodgers** with Cody Thomas to **Athletics** for Gus Varland and Sheldon Neuse on February 12.
- ◆ Named to A's Opening Day roster (third of career) and posted an 8.00 ERA (9.0 IP - 8 ER) and .341 opponent batting average (15/44) in 12 games over two early-season stints before spending rest of season with Triple-A **Las Vegas**.
- ◆ With Triple-A Las Vegas, went 1-0 with a 6.75 ERA (38.2 IP - 29 ER) and a .300 opponent batting average (48/160) in 37 relief appearances.
- ◆ With Las Vegas, allowed a .222 (18/81) average and .573 OPS against lefties, compared to a .380 (30/79) with a 1.126 OPS against right-handed hitters; All five of his home runs allowed were surrendered to RHB.

### 2020

- ◆ Named to **Dodgers** Opening Day roster...Went 3-0 with a 0.95 ERA (19 IP - 2 ER) in 20 appearances across three MLB stints...ERA was second-lowest among relievers in the West divisions (Jake Diekman, 0.42 ERA).
- ◆ Held the opposition to a .164 batting average (11/67) and issued just four walks for a .208 on-base percentage against...Held LHB to a .077 (3/39) batting average compared to a .286 (8/28) mark against RHB.
- ◆ Did not allow a run in 11 games (12 IP) at home.
- ◆ Recalled for good on August 17 after two options to the Alternate Site...Posted a 0.32 ERA over final 15 appearances.
- ◆ Tied for fifth among NL West relievers in wins...Yielded just two extra base hits all season (one double, one home run) for a .224 opponent slugging percentage, and posted a .432 opponent OPS.
- ◆ Allowed a .190 average (4/21) with runners in scoring position and allowed just 28.6% (4/14) of inherited runners to score.
- ◆ Did not yield a run in 18 of his 20 appearances...Tossed at least one inning 10 times.
- ◆ Allowed his first run of the season Sept. 8 at Arizona, snapping his career-high scoreless streak at 14.2 innings dating back to Sept. 12, 2019.
- ◆ Credited with his third win of the season Sept. 16 at San Diego, despite issuing two of his four walks on the season in that game; Extended his career-best winning streak to six games...Earned only save of the season and fourth of his career in his final regular season appearance on Sept. 26 against Angels (0.2 IP, 1 H).
- ◆ Made outfield debut for two innings on Sept. 27 and did not record a defensive chance.

### 2019

- ◆ Made first career Opening Day roster with **Rays**.
- ◆ Achieved new career bests in wins (6), games pitched (80), ERA (3.27), innings pitched (55.0), strikeouts (45), and strikeout rate (19.7%).
- ◆ Appeared defensively at first base in two games for Tampa Bay, making positional debut on April 7...Shifted defensively from the mound to 1B for a sole batter before returning to pitch in both instances.
- ◆ Traded to **Dodgers** in exchange for Niko Hulsizer on July 31.
- ◆ Appeared in 26 games for LAD, pitching to a 2-0 record and 0.77 ERA (11.2 IP - 1 ER) with a 0.94 WHIP.
- ◆ Allowed only 19.6% (9/46) of inherited runners to score, the seventh-best percentage among relievers in the Majors.
- ◆ Ranked third among MLB relievers in ground ball rate (66.9%)...Made a career-high 17 appearances from August 4 to September 8 in which he did not allow an earned run.
- ◆ Appeared defensively at first base in one game for LAD on August 13, recording a putout on sole opportunity to complete back end of double play; Did not pitch in contest.

### 2018

- ◆ Began year with Triple-A **Durham** and made 31 appearances (one start) before being selected by **Rays** on July 6.
- ◆ Recorded first career Major League save on August 16 at New York (A.L.)...Became first pitcher in club history to enter with no outs in the 9th inning or later and the bases loaded, strand all 3 inherited runners and record the save...First pitcher to accomplish the feat in the majors since Jason Motte (STL) on May 9, 2012 at ARI, and the first pitcher to do it for his first career save since Todd Erdos (NYY) on April 17, 2000 at TEX (STATS LLC).
- ◆ Pitched to a 1.93 ERA (28 IP - 6 ER) over his last 26 appearances, spanning two stints from July 22 through season's end, after a 12.79 ERA (6.1 IP - 9 ER) in his first five games.
- ◆ Recorded a 3.38 ERA (18.2 IP - 7 ER) in 16 games at home and a 4.60 ERA (15.2 IP - 8 ER) in 15 appearances on the road.

# 2024 LOS ANGELES ANGELS

## 2017

- ◆ Started season with Triple-A **Durham** and pitched to a 3-4 record and 1.65 ERA (43.2 IP - 8 ER) with 46 strikeouts in 41 games before earning promotion.
- ◆ Contract selected by **Rays** on June 28, made Major League debut the following day against Pittsburgh.
- ◆ Logged first career Major League victory on July 18 at Oakland.
- ◆ Made 12 appearances over two stints with the Rays: June 28–July 27 and September 1-3.

## POSTSEASON SUMMARY

- ◆ Has made appearances in two different postseasons, including the Dodgers' 2020 World Series title run...Owns a 0-0 record and 10.38 ERA (4.1 IP - 5 ER) with five strikeouts and two holds in postseason career.
- ◆ Made postseason debut in **2019** with the **Dodgers** in National League Division Series against Washington... Pitched in each of first three games in the series and recorded first career postseason hold in Game 1. Faced three batters in the NLDS, recording outs against each and logging two strikeouts.
- ◆ Returned to postseason in **2020** with the **Dodgers**, and made four playoff appearances...Included on roster for National League Wild Card Series but did not pitch...Made first appearance in 2nd inning of Game 3 of Division Series against San Diego and surrendered two runs on three hits and two walks...Appeared in two games of N.L. Championship Series versus Atlanta and surrendered three runs on six hits with two strikeouts in two innings of work in Game 2 and Game 3, respectively.
- ◆ Made World Series debut in Game 4 of 2020 Fall Classic against Tampa Bay, and earned a hold after recording two outs to begin the 8th inning, retiring Austin Meadows (flyout) and Brandon Lowe (strikeout) following a leadoff walk to Ji-Man Choi.

### DIVISION SERIES TOTALS

Year	Club, Opp.	W-L	ERA	G	GS	CG	SHO	SV	IP	H	R	ER	BB	SO
2019	LAD, WSH	0-0	0.00	3	0	0	0	0	1.0	0	0	0	0	2
2020	LAD, SD	0-0	27.00	1	0	0	0	0	0.2	3	2	2	2	0

### CHAMPIONSHIP SERIES TOTALS

Year	Club, Opp.	W-L	ERA	G	GS	CG	SHO	SV	IP	H	R	ER	BB	SO
2020	LAD, ATL	0-0	13.50	2	0	0	0	0	2.0	6	3	3	0	2

### WORLD SERIES TOTALS

Year	Club, Opp.	W-L	ERA	G	GS	CG	SHO	SV	IP	H	R	ER	BB	SO
2020	LAD, TB	0-0	0.00	1	0	0	0	0	0.2	0	0	0	1	1

## NOTABLE MINOR LEAGUE AWARDS AND HONORS

- ◆ **2012** Florida State League Mid-Season All-Star...Florida State League Post-Season All-Star...MiLB.com Organizational All-Star.

## CAREER TRANSACTIONS

- ◆ June 8, 2010...Drafted by **Mets** in the 11th round of First-Year Player Draft.
- ◆ October 23, 2015...Signed by **Orioles** as a minor league free agent.
- ◆ December 10, 2015...Drafted by **Rays** from **Orioles** in Triple-A phase of 2015 Rule 5 Draft.
- ◆ November 19, 2016...Signed by **Braves** as a minor league free agent.
- ◆ March 27, 2017...Signed by **Rays** as a minor league free agent.
- ◆ July 31, 2019...Traded by **Rays** to **Dodgers** for Niko Hulsizer.
- ◆ February 12, 2021...Traded by **Dodgers** with Cody Thomas to **Athletics** for Gus Varland and Sheldon Neuse.
- ◆ December 13, 2022... Signed by **Dodgers** as a minor league free agent.
- ◆ August 1, 2023...Traded by **Dodgers** with Phil Bickford to **Mets** for cash considerations.
- ◆ August 31, 2023...Signed by **Braves** as a minor league free agent.
- ◆ November 26, 2023...Signed by **Angels** to a one-year contract.

## PERSONAL/MISC

- ◆ Adam John Kolarek (pronounced koh-LAIR-ick)...Nickname is 'AK'.
- ◆ Resides in Baltimore with his wife, Melani.
- ◆ Selected in the 11th round of the 2010 First-Year Player Draft by the Mets out of the University of Maryland.
- ◆ Has played guitar since Middle School.
- ◆ His father Frank was a catcher in the Athletics organization from 1976-79, reaching Triple-A in his last season.

## CAREER FIELDING

POS	PCT	G	PO	A	E	TC	DP
P	.961	175	18	31	2	51	1
1B	1.000	3	1	0	0	1	1
OF	---	1	0	0	0	0	0

## KOLAREK'S CAREER HIGHS

	SEASON		GAME
Wins	6 — 2019	SO	3 — 3 times; last, 7/2/19 vs. BAL
Saves	2 — 2018	IP	3.0 — 6/27/19 at MIN
ERA	3.27 — 2019	R & ER	4 — 7/14/18 at MIN
IP	55.0 — 2019	BB	2 — 7 times; last, 5/28/22 vs. TEX
SO	45 — 2019	H	5 — 7/14/18 at MIN
Win Streak	6 — 7/30/19-9/16/20		





## 33 CHARLES LEBLANC



**BORN:** JUNE 3, 1996  
**BIRTHPLACE:** LAVAL, QC, CANADA  
**MLB SERVICE:** 69 DAYS

**OPENING DAY AGE:** 27  
**RESIDES:** LAVAL, QC, CANADA

**ACQUIRED:** SIGNED AS MINOR LEAGUE FREE AGENT, NOV. 26, 2023  
**SIGNED THRU:** 2024; UNDER CLUB CONTROL; 0/3 OPTIONS USED

INFIELDER

▶ HEIGHT 6-3 ▶ WEIGHT 195 ▶ BATS R ▶ THROWS R

### NON-ROSTER INVITEE

### LEBLANC'S LIFETIME PLAYING RECORD

Year	Club	AVG	G	AB	R	H	2B	3B	HR	RBI	SH	SF	HBP	BB	IBB	SO	SB	CS	GDP	SLG	OBP	E	
2016	— Spokane	.285	61	228	36	65	12	4	1	15	0	0	4	31	1	54	1	3	3	.386	.380	19	
2017	— Spokane	.190	17	63	8	12	4	0	0	2	0	0	1	6	0	12	2	2	1	.254	.271	4	
	— Hickory	.262	54	195	27	51	7	0	4	19	0	2	1	19	0	33	3	0	3	.359	.327	12	
2018	— Down East	.274	131	468	65	128	27	4	10	72	0	7	2	56	0	120	7	3	8	.412	.349	27	
2019	— Frisco	.265	124	479	73	127	14	4	7	54	0	3	1	46	0	114	3	3	15	.355	.329	11	
2020	—	DID NOT PLAY - No Minor League Season																					
2021	— Round Rock	.229	96	332	49	76	16	4	17	57	0	1	1	40	1	131	5	3	3	.455	.313	7	
2022	— Jacksonville	.302	87	318	47	96	20	1	14	45	0	1	6	35	1	98	6	0	5	.503	.381	6	
	— MIAMI	.263	48	156	18	41	10	0	4	11	0	0	1	12	0	53	4	2	0	.404	.320	1	
2023	— Jacksonville	.252	94	305	49	77	12	2	12	34	0	0	4	61	1	96	4	1	6	.423	.384	12	
<b>MAJOR TOTALS</b>		<b>.263</b>	<b>48</b>	<b>156</b>	<b>18</b>	<b>41</b>	<b>10</b>	<b>0</b>	<b>4</b>	<b>11</b>	<b>0</b>	<b>0</b>	<b>1</b>	<b>12</b>	<b>0</b>	<b>53</b>	<b>4</b>	<b>2</b>	<b>0</b>	<b>.404</b>	<b>.320</b>	<b>1</b>	
<b>MINOR TOTALS</b>		<b>.265</b>	<b>664</b>	<b>2388</b>	<b>354</b>	<b>632</b>	<b>112</b>	<b>19</b>	<b>65</b>	<b>298</b>	<b>0</b>	<b>14</b>	<b>20</b>	<b>294</b>	<b>4</b>	<b>658</b>	<b>31</b>	<b>15</b>	<b>44</b>	<b>.409</b>	<b>.348</b>	<b>76</b>	

### 2023 SEASON

- ◆ Played 94 games with Triple-A **Jacksonville** in Marlins organization and hit .252 (77/305) with 12 doubles, two triples, 12 home runs and 34 RBI.
- ◆ Appeared defensively at second base (35 games), third base (31 games), first base (18 games) and left field (three games).

### CAREER HIGHLIGHTS

- ◆ Made Major League debut with Marlins, July 30, 2022 vs. New York Mets...Hit first MLB home run, July 31, 2022 vs. Mets RHP Taijuan Walker.
- ◆ 2022 Jacksonville Jumbo Shrimp Team MVP.
- ◆ 2019 Texas League Mid-Season All-Star and 2018 Carolina League Mid-Season All-Star.

### CAREER TRANSACTIONS

- ◆ June 8, 2013...Selected by **Brewers** in 33rd round of First-Year Player Draft (did not sign).
- ◆ June 10, 2016...Selected by **Rangers** in fourth round of First-Year Player Draft (signed June 15, 2016).
- ◆ Dec. 8, 2021...Selected from Rangers by **Marlins** in Triple-A phase of Rule 5 Draft.
- ◆ Nov. 26, 2023...Signed by **Angels** as minor league free agent.

### PERSONAL/MISC

- ◆ Charles Leblanc (pronounced leh-BLON).
- ◆ Grew up in Laval, Quebec, Canada, speaking only French...Started to learn English for baseball...Attended high school at École Secondaire Georges-Vanier in Laval.
- ◆ 2024 marks second season as a non-roster invitee to Major League Spring Training (attended Marlins Spring Training in 2023).
- ◆ Played two collegiate seasons at University of Pittsburgh...Earned All-ACC first team honors in 2016 as a sophomore, becoming first Panther in program history selected to ACC's first team...Won 2016 ACC batting title, batting .405 (79/195) on the year.
- ◆ Represented Rangers in 2018 Arizona Fall League.
- ◆ Played for Tigres del Licey in 2022-23 Dominican Winter League.
- ◆ Originally signed by Rangers scout Brian Matthews.

LEBLANC





# 74 TRAVIS MACGREGOR

▶ BORN: OCT. 15, 1997      OPENING DAY AGE: 26  
 BIRTHPLACE: CLEARWATER, FL      RESIDES: TARPON SPRINGS, FL  
 ACQUIRED: SIGNED AS MINOR LEAGUE FREE AGENT, DEC. 4, 2023  
 SIGNED THRU: 2024; UNDER CLUB CONTROL; 0/3 OPTIONS USED

▶ RHP

▶ HEIGHT 6-4    ▶ WEIGHT 215    ▶ BATS R    ▶ THROWS R

## NON-ROSTER INVITEE

### MACGREGOR'S LIFETIME PITCHING RECORD

Year	Club	W-L	ERA	G	GS	CG	GF	SHO	SV	IP	H	R	ER	HR	HB	BB	IBB	SO	WP	BK	BAA
2016	Pirates (GCL)	1-1	3.13	9	9	0	0	0	0	31.2	29	12	11	1	3	10	0	19	0	0	.248
2017	Bristol	1-4	7.84	12	12	0	0	0	0	41.1	61	41	36	3	5	20	0	32	3	2	.339
2018	West Virginia	1-4	3.25	15	15	0	0	0	0	63.2	58	35	23	7	5	21	0	74	5	0	.239
	Pirates (GCL)	0-0	2.57	2	2	0	0	0	0	7.0	6	2	2	1	1	1	0	6	1	0	.222
2019																					
2020																					
2021	Altoona	4-9	6.25	22	21	0	0	0	0	90.2	92	69	63	13	10	41	0	88	10	0	.264
2022	Altoona	4-1	3.60	15	3	0	1	0	0	45.0	34	19	18	6	6	22	0	60	2	0	.210
	Indianapolis	2-3	7.25	23	0	0	5	0	0	36.0	37	37	29	4	8	27	2	43	0	0	.255
2023	Altoona	4-0	1.83	16	1	0	3	0	0	34.1	29	8	7	3	0	13	0	45	0	0	.228
	Indianapolis	2-2	5.40	27	2	0	9	0	3	43.1	54	26	26	3	5	18	0	39	2	0	.303
<b>MINOR TOTALS</b>		<b>19-24</b>	<b>4.92</b>	<b>141</b>	<b>65</b>	<b>0</b>	<b>18</b>	<b>0</b>	<b>3</b>	<b>393.0</b>	<b>400</b>	<b>249</b>	<b>215</b>	<b>41</b>	<b>43</b>	<b>173</b>	<b>2</b>	<b>406</b>	<b>23</b>	<b>2</b>	<b>.262</b>

### 2023 SEASON

- Pitched to a 6-2 record and 3.82 ERA (77.2 IP - 33 ER) with 84 strikeouts split between Double-A **Altoona** and Triple-A **Indianapolis**.
- Began season with Double-A Altoona, posting a 4-0 record and career-best 1.83 ERA (34.1 IP - 7 ER) with 45 strikeouts in 16 games (one start).
- Earned promotion to Triple-A Indianapolis on June 16.

### CAREER TRANSACTIONS

- June 11, 2016...Selected by **Pirates** in second round of First-Year Player Draft (signed June 17, 2016).
- Dec. 4, 2023...Signed by **Angels** as minor league free agent.

### PERSONAL/MISC

- Travis Slayden MacGregor.
- Finished tied for the Northeast League lead in games started in 2021.
- Missed entire 2019 season while recovering from Tommy John surgery.
- Went 7-1 for East Lake High School as a senior while recording a 0.92 ERA and 82 strikeouts in 54.0 innings pitched...2016 Rawlings-Perfect Game honorable mention All-American.
- Committed to Clemson prior to being drafted and signed by Pirates in 2016.
- Originally signed by Pirates scout Nick Presto.

MACGREGOR

# 2024 LOS ANGELES ANGELS



## 10 JAKE MARISNICK



**BORN:** MARCH 30, 1991  
**BIRTHPLACE:** RIVERSIDE, CA  
**MLB SERVICE:** 9 YEARS, 52 DAYS

**OPENING DAY AGE:** 32  
**RESIDES:** RIVERSIDE, CA

**ACQUIRED:** SIGNED AS MINOR LEAGUE FREE AGENT, DEC. 13, 2023  
**SIGNED THRU:** 2024; SIGNED ONE-YEAR CONTRACT; DEC. 13, 2023

▶ **OUTFIELDER**

▶ **HEIGHT** 6-4

▶ **WEIGHT** 220

▶ **BATS** R

▶ **THROWS** R

### NON-ROSTER INVITEE

### MARISNICK'S LIFETIME PLAYING RECORD

Year	Club	AVG	G	AB	R	H	2B	3B	HR	RBI	SH	SF	HBP	BB	IBB	SO	SB	CS	GDP	SLG	OBP	E
2010	Blue Jays (GCL)	.287	35	122	17	35	12	0	3	14	0	2	5	13	0	18	14	1	2	.459	.373	2
	Lansing	.220	34	127	16	28	8	2	1	12	2	0	5	9	0	37	9	2	3	.339	.298	4
2011	Lansing	.320	118	462	68	148	27	6	14	77	0	4	14	43	4	91	37	8	9	.496	.392	3
2012	Dunedin	.263	65	266	41	70	18	7	6	35	2	2	10	26	0	55	10	5	1	.451	.349	1
	New Hampshire	.233	55	223	25	52	11	3	2	15	2	4	7	11	0	43	14	4	6	.336	.286	3
2013	Jupiter	.200	3	15	2	3	1	0	0	0	0	0	0	0	0	1	0	0	0	.267	.200	0
	Jacksonville	.294	67	265	43	78	13	3	12	46	2	3	11	17	0	68	11	6	4	.502	.358	5
	MIAMI	.183	40	109	6	20	2	1	1	5	1	1	1	6	0	27	3	1	1	.248	.231	0
2014	New Orleans	.277	89	343	50	95	16	4	10	40	6	2	9	17	1	64	24	6	6	.434	.326	3
	MIAMI	.167	14	48	3	8	0	0	0	0	0	0	0	3	1	19	5	0	0	.167	.216	0
2015	HOUSTON	.272	51	173	18	47	8	0	3	19	2	3	3	5	2	48	6	3	2	.370	.299	2
	HOUSTON	.236	133	339	46	80	15	4	9	36	6	4	5	18	0	105	24	9	2	.383	.281	3
2016	Fresno (1)	.167	3	12	3	2	2	0	0	3	0	0	0	2	0	4	3	0	0	.333	.286	0
	HOUSTON	.209	118	287	40	60	18	1	5	21	4	1	3	16	0	83	10	5	4	.331	.257	1
2017	Fresno	.185	7	27	3	5	2	0	0	1	0	0	0	1	0	10	1	1	0	.167	.250	0
	HOUSTON	.243	106	230	50	56	10	0	16	35	2	1	6	20	1	90	9	4	5	.496	.319	2
2018	Corpus Christi (1)	.429	2	7	2	3	1	0	1	2	0	0	0	0	0	2	0	0	0	1.000	.429	0
	HOUSTON	.211	103	213	34	45	8	1	10	28	1	1	4	15	1	84	6	2	6	.399	.275	1
2019	Fresno (1)	.342	19	73	18	25	8	2	4	13	0	1	2	6	0	17	3	1	0	.671	.402	0
	Corpus Christi (1)	.167	2	6	1	1	0	0	0	1	0	1	1	0	0	1	1	0	0	.167	.250	0
2019	HOUSTON	.233	120	292	46	68	16	3	10	34	3	0	6	17	0	95	10	3	6	.411	.289	1
2020	NEW YORK (N.L.)	.333	16	33	4	11	3	0	2	5	0	0	0	1	0	10	0	0	0	.606	.353	1
2021	CHICAGO (N.L.)	.227	65	128	17	29	6	3	5	22	1	2	4	9	0	43	3	1	2	.438	.294	2
	Iowa (1)	.167	2	6	0	1	1	0	0	0	0	0	0	0	0	3	0	0	0	.333	.167	0
2022	SAN DIEGO	.188	34	48	4	9	1	0	0	2	1	0	3	2	0	22	1	0	2	.208	.264	0
	PITTSBURGH	.234	31	77	9	18	6	0	2	6	1	0	0	4	1	24	2	1	2	.390	.272	0
2023	Indianapolis (1)	.250	7	28	2	7	2	0	0	0	0	0	1	2	0	13	0	0	0	.321	.323	0
	Gwinnett	.235	17	68	8	16	1	1	1	3	0	0	3	3	0	18	7	1	0	.324	.297	0
2023	Charlotte	.260	33	96	12	25	6	2	1	11	0	0	5	19	0	28	9	1	1	.396	.408	0
	CHICAGO (A.L.)	.000	9	2	1	0	0	0	0	0	0	0	0	0	0	1	0	0	0	.000	.000	0
2020	DETROIT	.232	33	69	9	16	3	2	2	10	1	1	1	3	0	20	2	2	4	.420	.270	1
	LOS ANGELES (N.L.)	.400	4	5	0	2	0	0	0	0	0	0	1	0	0	0	1	0	0	.400	.500	0
2021	Oklahoma City (1)	.292	8	24	2	7	3	0	1	6	0	1	0	0	0	5	0	0	2	.542	.280	0
<b>MAJOR TOTALS</b>		<b>.228</b>	<b>877</b>	<b>2053</b>	<b>287</b>	<b>469</b>	<b>96</b>	<b>15</b>	<b>65</b>	<b>223</b>	<b>23</b>	<b>14</b>	<b>37</b>	<b>119</b>	<b>6</b>	<b>671</b>	<b>81</b>	<b>32</b>	<b>36</b>	<b>.385</b>	<b>.281</b>	<b>14</b>
<b>MINOR TOTALS</b>		<b>.277</b>	<b>566</b>	<b>2170</b>	<b>313</b>	<b>601</b>	<b>132</b>	<b>30</b>	<b>56</b>	<b>279</b>	<b>14</b>	<b>20</b>	<b>73</b>	<b>169</b>	<b>5</b>	<b>478</b>	<b>143</b>	<b>36</b>	<b>34</b>	<b>.443</b>	<b>.347</b>	<b>21</b>

(1) rehab assignment

- Disabling Injuries:** **2023** — Left hamstring strain; disabled July 19 - end of season  
**2022** — Right big toe sprain; disabled July 25 - Aug. 7  
Left thumb ligament damage; disabled May 10 - July 11  
**2021** — Right hamstring strain; disabled May 11 - June 7  
**2020** — Right hamstring tightness; disabled Sept. 21 - Sept. 28  
Left hamstring strain; disabled July 29 - Aug. 28  
Left groin discomfort; disabled Aug. 11 - Sept. 1  
**2017** — Concussion; disabled Apr. 25 (retro to Apr. 24) - Apr. 31  
**2015** — Left hamstring strain; disabled June 19 - July 4

MARISNICK

## 2023 SEASON

- ◆ Signed by **White Sox** as a minor league free agent on January 1 and opened season with Triple-A **Charlotte**.
- ◆ Appeared in 33 games for Triple-A Charlotte, batting .260 (25/96) with a .804 OPS.
- ◆ Contract selected by White Sox on May 10 and appeared in nine games for Chicago.
- ◆ Traded by White Sox to **Tigers** for cash considerations on May 30.
- ◆ Batted .232 (16/69) with a .690 OPS in 33 games for Detroit.
- ◆ Signed by **Dodgers** to a one-year contract on July 14...Batted .400 (2/5) in four games with LAD.
- ◆ Placed on injured list with a left hamstring strain on July 19, and missed the rest of the season.
- ◆ Batted .292 (7/24) with four extra-base hits in eight games for Triple-A **Oklahoma City**.

## CAREER HIGHLIGHTS

- ◆ Led all A.L. center fielders with .995 (1 E/198 TC) fielding percentage in 2019.
- ◆ Hit career-high 16 home runs over 106 games in 2017...Also set career bests in runs scored (50), on-base percentage (.319), slugging (.496), and OPS (.815).
- ◆ Made Major League debut with Marlins at Colorado on July 23, 2013
- ◆ Collected first MLB hit on July 26, 2013 vs. Pittsburgh, a single off Henderson Álvarez...Hit first MLB home run on July 31, 2013 vs. Mets with a solo shot off Jenry Mejia.

## POSTSEASON SUMMARY

- ◆ Has made appearances in three different postseasons, all with the Houston Astros (2015, 2018, 2019).
- ◆ In **2019**, appeared in all three rounds of Houston's A.L. Championship run, batting .364 (4/11) with a .780 OPS... Ranked second on the team with a .375 (3/8) average during the World Series; Made a defensive error in Game 7 en route to Houston's World Series loss to Washington.
- ◆ In **2018**, appeared as a defensive replacement in all three games of the ALDS, striking out in lone at-bat...Appeared as a pinch runner in Game 1 of the ALCS and stole a base; Went hitless (0/2) in ALCS Game 5, his lone start of the 2018 postseason.
- ◆ Made postseason debut in **2015**...Led Astros with a .429 (3/7) average with one run scored and a double during Club's ALDS loss to the Royals.
- ◆ Missed the Astros' 2017 World Series title run with a fractured right thumb.

### WILD CARD GAME TOTALS

Year	Club	Opp	AVG	G	AB	R	H	2B	3B	HR	RBI	SH	SF	HBP	BB	IBB	SO	SB	CS	GDP	SLG	OBP	E
2015	HOU	NYG	-	1	0	0	0	0	0	0	0	0	0	0	0	0	0	0	0	0	-	-	0

### DIVISION SERIES TOTALS

Year	Club	Opp	AVG	G	AB	R	H	2B	3B	HR	RBI	SH	SF	HBP	BB	IBB	SO	SB	CS	GDP	SLG	OBP	E
2015	HOU	KCR	.429	3	7	1	3	1	0	0	0	0	0	0	0	2	0	0	0	0	.571	.429	0
2018	HOU	CLE	.000	3	1	0	0	0	0	0	0	0	0	0	0	0	1	0	0	0	.000	.000	0
2019	HOU	TBR	-	4	0	0	0	0	0	0	0	0	0	0	0	0	0	0	0	0	-	-	0
<b>Totals</b>			<b>.375</b>	<b>10</b>	<b>8</b>	<b>1</b>	<b>3</b>	<b>1</b>	<b>0</b>	<b>0</b>	<b>0</b>	<b>0</b>	<b>0</b>	<b>0</b>	<b>0</b>	<b>0</b>	<b>3</b>	<b>0</b>	<b>0</b>	<b>0</b>	<b>.500</b>	<b>.375</b>	<b>0</b>

### LEAGUE CHAMPIONSHIP SERIES TOTALS

Year	Club	Opp	AVG	G	AB	R	H	2B	3B	HR	RBI	SH	SF	HBP	BB	IBB	SO	SB	CS	GDP	SLG	OBP	E
2018	HOU	BOS	.000	2	2	0	0	0	0	0	0	0	0	0	0	0	0	1	0	0	.000	.000	0
2019	HOU	NYG	.333	5	3	0	1	0	0	0	0	0	0	0	0	0	2	0	0	0	.333	.333	0
<b>Totals</b>			<b>.200</b>	<b>7</b>	<b>5</b>	<b>0</b>	<b>1</b>	<b>0</b>	<b>0</b>	<b>0</b>	<b>0</b>	<b>0</b>	<b>0</b>	<b>0</b>	<b>0</b>	<b>0</b>	<b>2</b>	<b>1</b>	<b>0</b>	<b>0</b>	<b>.200</b>	<b>.200</b>	<b>0</b>

### WORLD SERIES TOTALS

Year	Club	Opp	AVG	G	AB	R	H	2B	3B	HR	RBI	SH	SF	HBP	BB	IBB	SO	SB	CS	GDP	SLG	OBP	E
2019	HOU	WAS	.375	5	8	0	3	0	0	0	0	0	0	0	1	0	3	1	0	0	.375	.444	1

## NOTABLE MINOR LEAGUE AWARDS AND HONORS

- ◆ **2014** Pacific Coast League Player of the Week (July 14).
- ◆ **2013** Southern League Mid-Season All-Star...MiLB.com Organization All-Star.
- ◆ **2012** Florida State League Player of the Week (April 30).
- ◆ **2011** Midwest League Mid-Season All-Star...Midwest League Post-Season All-Star...MiLB.com Organization All-Star...*Baseball America* Low Class A All-Star.

# 2024 LOS ANGELES ANGELS

## CAREER TRANSACTIONS

- ◆ June 9, 2009...Selected by **Blue Jays** in third round of 2009 First-Year Player Draft.
- ◆ Nov. 19, 2012...Traded by **Blue Jays** with RHP Henderson Álvarez, RHP Anthony Desclafani, LHP Justin Nicolino, INF Yunel Escobar, INF Adeiny Hechevarria, and C Jeff Mathis to **Marlins** for OF Emilio Bonifacio, C John Buck, LHP Mark Buehrle, RHP Josh Johnson, INF José Reyes, and cash considerations.
- ◆ July 31, 2014...Traded by **Marlins** with RHP Francis Martes, INF Colin Moran, and a 2015 Competitive Balance Round A pick to **Astros** in exchange for RHP Jarrod Cosart, INF Kiké Hernández, and OF Austin Wates.
- ◆ Dec. 5, 2019...Traded by **Astros** to **Mets** for LHP Blake Taylor and OF Kenedy Corona.
- ◆ Feb. 20, 2021...Signed by **Cubs** to one-year contract.
- ◆ July 30, 2021...Traded by **Cubs** to **Padres** for RHP Anderson Espinoza.
- ◆ March 14, 2022...Signed by **Rangers** as minor league free agent.
- ◆ April 7, 2022...Signed by **Pirates** to one-year contract.
- ◆ Aug. 30, 2022...Signed by **Braves** as minor league free agent.
- ◆ Jan. 1, 2023...Signed by **White Sox** as minor league free agent.
- ◆ May 30, 2023...Traded by **White Sox** to **Tigers** for cash considerations.
- ◆ July 14, 2023...Signed by **Dodgers** to one-year contract.
- ◆ Dec. 13, 2023...Signed by **Angels** as minor league free agent.

## PERSONAL/MISC

- ◆ Jacob Shawn Marisnick (muh-RIZ-nick)...On Twitter: @JSMarisnick
- ◆ Nickname is Big Fudge.
- ◆ Married wife Brittany in January 2022...They have one son, Jayce.
- ◆ 2019 MLBPA Astros Heart and Hustle Award winner.
- ◆ Only player in MLB history to record four games in which he entered as a pinch-runner before hitting a home run later in the game: 9/6/15 vs. MIN, 5/25/17 vs. DET, 6/22/17 at OAK and 8/4/18 at LAD.
- ◆ Graduated in 2009 from Riverside (Calif.) Poly High School, where he was named First-Team All-CIF (California Interscholastic Federation) as a senior; also played football, and was named an All-County and All-CIF Southern Section wide receiver as a junior.
- ◆ Was committed to play baseball at the University of Oregon before signing with the Blue Jays.
- ◆ Originally signed by Blue Jays scout Rick Ingalls.

## MISCELLANEOUS STATS

### TWO-HR GAMES (3)

June 20, 2019 at NYY

July 31, 2017 vs. TBR

May 16, 2017 at MIA

### CAREER GRAND SLAM HOME RUNS (1)

July 2, 2023 at COL

## CAREER FIELDING

POS	PCT	G	PO	A	E	TC	DP
OF	.991	793	1428	34	14	1476	10

## MARISNICK'S CAREER HIGHS

	SEASON		GAME
AVG	.249 — 2014	H	4 — 8/11/14 vs. MIN
R	50 — 2017	R	4 — 7/31/17 vs. TB
H	80 — 2015	HR	2 — 3 times; last, 6/20/19 at NYY
2B	18 — 2016	2B	2 — 3 times; last, 7/15/22 at COL
HR	16 — 2017	RBI	5 — Twice; last, 4/23/21 vs. MIL
RBI	36 — 2015	Hit Streak	11 — April 20 - May 3, 2015





# 68 JOSÉ MARTE

▶ BORN: JUNE 14, 1996  
 BIRTHPLACE: SANTIAGO, DR  
 MLB SERVICE: 1 YEAR, 109 DAYS  
 ACQUIRED: FROM SAN FRANCISCO WITH RHP SAM SELMAN AND RHP IVAN ARMSTRONG FOR LHP TONY WATSON, JULY 30, 2021  
 SIGNED THRU: 2024; UNDER CLUB CONTROL; 1/3 OPTIONS USED

OPENING DAY AGE: 27  
 RESIDES: SANTIAGO, DR

▶ RHP

▶ HEIGHT 6-3 ▶ WEIGHT 180 ▶ BATS R ▶ THROWS R

## NON-ROSTER INVITEE

### MARTE'S LIFETIME PLAYING RECORD

Year	Club	W-L	ERA	G	GS	CG	GF	SHO	SV	IP	H	R	ER	HR	HB	BB	IBB	SO	WP	BK	BAA
2016	Giants (DSL)	1-1	1.89	5	5	0	0	0	0	19.0	12	10	4	0	10	0	18	1	0	5	.182
2017	Salem-Keizer	2-5	5.33	14	14	0	0	0	0	54.0	61	42	32	2	34	0	42	3	3	8	.281
	Giants (AZL)	0-0	0.00	1	0	0	0	0	0	1.0	0	0	0	0	0	0	2	0	0	0	.000
2018	Augusta	7-7	4.70	25	25	0	0	0	0	118.2	127	68	62	10	50	0	112	2	0	15	.275
2019	San Jose	3-9	5.59	18	17	0	0	0	0	74.0	70	51	46	7	44	1	80	1	1	11	.255
2020										DID NOT PLAY - No Minor League Season											
2021	Eugene	0-0	0.00	5	0	5	0	0	3	6.1	3	0	0	0	0	0	14	2	0	1	.130
	Richmond	2-0	3.57	19	0	7	0	0	1	22.2	21	11	9	0	15	1	36	0	0	3	.247
	Rocket City	0-0	0.00	3	0	2	0	0	0	3.0	1	0	0	0	2	0	5	0	0	0	.100
	Salt Lake	1-2	8.59	7	0	3	0	0	0	7.1	10	9	7	0	5	1	7	2	0	1	.323
	LAA	0-1	9.00	4	0	2	0	0	0	4.0	4	5	4	1	3	0	5	0	0	0	.267
2022	Salt Lake	0-2	5.45	34	0	0	14	0	3	34.2	27	23	21	4	5	23	0	46	7	2	.211
	LAA	0-0	7.36	11	0	0	4	0	0	11.0	8	9	9	2	0	18	0	15	1	0	.200
2022	Angels (ACL) (1)	0-0	6.75	3	0	0	0	0	0	2.2	3	2	2	1	0	2	0	4	0	0	.273
	Inland Empire (1)	0-0	0.00	4	1	0	0	0	0	4.2	2	0	0	0	0	0	0	8	3	0	.118
	Salt Lake	1-0	4.15	4	0	0	2	0	0	4.1	1	2	2	1	1	3	0	5	0	0	.071
	LAA	0-0	8.68	10	0	0	0	0	0	9.1	14	10	9	3	0	7	0	7	1	0	.359
<b>MAJOR TOTALS</b>		<b>0-1</b>	<b>8.14</b>	<b>25</b>	<b>0</b>	<b>0</b>	<b>6</b>	<b>0</b>	<b>0</b>	<b>24.1</b>	<b>26</b>	<b>24</b>	<b>22</b>	<b>6</b>	<b>0</b>	<b>28</b>	<b>0</b>	<b>27</b>	<b>2</b>	<b>0</b>	<b>.277</b>
<b>MINOR TOTALS</b>		<b>17-26</b>	<b>4.73</b>	<b>142</b>	<b>62</b>	<b>0</b>	<b>33</b>	<b>0</b>	<b>7</b>	<b>352.1</b>	<b>338</b>	<b>218</b>	<b>185</b>	<b>25</b>	<b>17</b>	<b>188</b>	<b>3</b>	<b>379</b>	<b>54</b>	<b>6</b>	<b>.252</b>

(1) rehab assignment

Disabling Injuries: 2023 — Right elbow stress reaction; disabled March 29 - Sept. 17  
 2021 — Disabled Aug. 22 - Sept. 17

### 2023 SEASON

- ◆ Appeared in 10 games for **Angels** and finished with a 0-0 record and 8.68 ERA (9.1 IP - 9 ER).
- ◆ Started season on I.L., activated Aug. 22 after missing 125 games due to a right elbow stress reaction.
- ◆ Totaled 11 games for **ACL Angels** (3 G), **Single-A Inland Empire** (4 G) and **Triple-A Salt Lake** (4 G) prior to recall... Went 1-0 with a 3.09 ERA (11.2 IP - 4 ER) and 17 strikeouts.

### MAJOR LEAGUE SUMMARY

#### 2022

- ◆ Spent majority of season with **Triple-A Salt Lake**, totaling 34 games with Bees across three stints.
- ◆ Recalled by **Angels** July 7 and was unscored upon in four of five appearances during first Major League stint of year...After being optioned back to Salt Lake July 30, pitched in eight games for Bees and was recalled by Angels for second stint (six appearances) between Aug. 26 - Sept. 19 and finished year back with Salt Lake.
- ◆ Averaged 11.9 SO/9 innings across 34.2 total innings pitched at Salt Lake and struck out 15 big league batters in 11.0 innings for Angels.

# 2024 LOS ANGELES ANGELS

## 2021

- ◆ Began year with High-A **Eugene** in Giants system, tossing 6.1 scoreless innings and converting all three save opportunities before promotion to Double-A **Richmond**.
- ◆ With the Flying Squirrels, had a 2-0 record and 3.57 ERA (22.2 IP – 9 ER) in 19 appearances.
- ◆ Traded to **Angels** organization alongside RHP Sam Selman and minor league RHP Ivan Armstrong on July 30 in exchange for LHP Tony Watson...Was assigned to Double-A **Rocket City**.
- ◆ After three games - all scoreless 1.0 inning appearances - for Trash Pandas, was promoted to Triple-A **Salt Lake**, Aug. 7 and made four appearances for Bees prior to having contract selected by **Angels**, Aug. 20.
- ◆ Made Major League debut Aug. 20 at Cleveland, working 2.0 shutout innings with four strikeouts.
- ◆ Was placed on injured list Aug. 22, while Angels were in Williamsport for Little League Classic and ultimately missed 21 games while on IL.
- ◆ Returned to Angels Sept. 17 and made three appearances before being optioned back to Salt Lake for remainder of season.

## CAREER TRANSACTIONS

- ◆ July 2, 2015...Signed by **Giants** as international free agent.
- ◆ July 30, 2021...Traded by **Giants** with RHP Sam Selman and RHP Ivan Armstrong to **Angels** for LHP Tony Watson.

## PERSONAL/MISC

- ◆ José Manuel Marte (pronounced MAR-tay).
- ◆ Led Augusta staff in 2018 with 118.2 innings pitched.
- ◆ Pitched in Dominican Winter League for Tigres del Licey during 2021-22 and 2022-23 offseasons...Teammates have included several past and present Angels players, including Erick Aybar, Hansel Robles, Ervin Santana, Taylor Cole, Cesar Valdez and Oliver Ortega.
- ◆ Was not selected to Giants Player Pool during 2020 season.
- ◆ Originally signed by Giants scout Rudy Moretta.

## CAREER FIELDING

POS	PCT	G	PO	A	E	TC	DP
P	1.000	25	1	1	0	2	0



MARTE

# 51 JASON MARTIN



**BORN:** SEPT. 5, 1995  
**BIRTHPLACE:** CORONA, CA  
**MLB SERVICE:** 1 YEAR, 77 DAYS  
**ACQUIRED:** SIGNED AS MINOR LEAGUE FREE AGENT, FEB. 6, 2024  
**SIGNED THRU:** 2024; UNDER CLUB CONTROL; 3/3 OPTIONS USED

**OPENING DAY AGE:** 28  
**RESIDES:** CORONA, CA

▶ **OUTFIELDER**

▶ **HEIGHT** 5-9 ▶ **WEIGHT** 185 ▶ **BATS** L ▶ **THROWS** R

## NON-ROSTER INVITEE

### MARTIN'S LIFETIME PLAYING RECORD

Year	Club	AVG	G	AB	R	H	2B	3B	HR	RBI	SH	SF	HBP	BB	IBB	SO	SB	CS	GDP	SLG	OBP	E
2013	— Astros (GCL)	.251	50	179	35	45	8	4	0	17	4	1	1	29	0	31	11	7	1	.341	.357	1
2014	— Greenville	.274	42	164	32	45	11	6	0	21	2	2	0	24	0	30	8	6	6	.415	.363	1
	Tri-City	.222	21	81	7	18	3	1	1	2	2	0	0	7	0	13	5	3	0	.321	.284	0
2015	— Quad Cities	.270	105	396	65	107	12	7	8	57	12	4	1	47	2	74	14	15	5	.396	.346	2
2016	— Lancaster	.270	110	400	74	108	22	7	23	75	0	5	2	55	1	108	20	12	0	.533	.357	4
2017	— Buies Creek	.287	46	174	34	50	11	2	7	29	0	4	0	20	0	42	9	5	2	.494	.354	1
	Corpus Christi	.273	79	300	38	82	24	3	11	37	0	0	1	19	0	82	7	6	0	.483	.319	1
2018	— Altoona	.325	68	255	49	83	13	5	9	34	3	2	1	28	2	61	7	8	3	.522	.392	2
	Indianapolis	.211	59	213	20	45	5	3	4	21	4	0	0	17	0	52	5	4	4	.319	.270	0
2019	— PITTSBURGH	.250	20	36	5	9	2	0	0	2	0	0	0	4	0	10	2	0	0	.306	.325	1
	Indianapolis	.259	101	370	47	96	25	5	8	50	2	4	1	29	1	79	9	6	3	.419	.312	3
2020	— PITTSBURGH	.000	7	9	2	0	0	0	0	0	0	0	0	2	0	4	0	0	0	.000	.182	0
2021	— Round Rock	.248	39	129	27	32	4	2	10	27	1	1	2	28	1	34	2	3	3	.543	.388	2
	TEXAS	.208	58	144	14	30	3	0	6	17	1	1	0	8	0	41	3	1	1	.354	.248	1
2022	— Oklahoma City	.285	129	470	100	134	25	5	32	107	1	4	1	68	0	135	8	5	11	.564	.374	6
2023	— NC Dinos (KBO)	.283	118	435	55	123	20	2	17	90	0	10	1	57	2	107	15	3	8	.455	.360	3
	<b>MAJOR TOTALS</b>	<b>.206</b>	<b>85</b>	<b>189</b>	<b>21</b>	<b>39</b>	<b>5</b>	<b>0</b>	<b>6</b>	<b>19</b>	<b>1</b>	<b>1</b>	<b>0</b>	<b>14</b>	<b>0</b>	<b>55</b>	<b>5</b>	<b>1</b>	<b>1</b>	<b>.328</b>	<b>.260</b>	<b>2</b>
	<b>KOREA TOTALS</b>	<b>.283</b>	<b>118</b>	<b>435</b>	<b>55</b>	<b>123</b>	<b>20</b>	<b>2</b>	<b>17</b>	<b>90</b>	<b>0</b>	<b>10</b>	<b>1</b>	<b>57</b>	<b>2</b>	<b>107</b>	<b>15</b>	<b>3</b>	<b>8</b>	<b>.455</b>	<b>.360</b>	<b>3</b>
	<b>MINOR TOTALS</b>	<b>.270</b>	<b>849</b>	<b>3131</b>	<b>528</b>	<b>845</b>	<b>163</b>	<b>50</b>	<b>113</b>	<b>477</b>	<b>31</b>	<b>27</b>	<b>10</b>	<b>371</b>	<b>7</b>	<b>741</b>	<b>105</b>	<b>80</b>	<b>38</b>	<b>.462</b>	<b>.346</b>	<b>23</b>

**Disabling Injuries:** 2020 — Upper back strain; disabled Sept. 21 - Sept. 28  
 2019 — Left shoulder dislocation; disabled Sept. 8 - end of season

### 2023 SEASON

- ◆ Spent season overseas playing for the **NC Dinos** of the KBO League...Batted .283 (123/435) with a .815 OPS and 39 extra-base hits in 118 games.
- ◆ Led Dinos with 17 home runs...Ranked fourth in KBO with 90 RBI; 10 sacrifice flies ranked second.
- ◆ Scored five runs and tallied seven RBI in eight games in the KBO playoffs as the Dinos advanced through the Wild Card and Semi-playoff rounds, before falling to the KT Wiz in the Playoff series.

### MAJOR LEAGUE SUMMARY

#### 2021

- ◆ Opened season with Triple-A **Round Rock** and batted .302 (16/53) with 10 extra-base hits and a 1.167 OPS in 15 games before earning promotion.
- ◆ Contract selected by **Rangers** on May 26 and made season debut that afternoon at the Angels.
- ◆ Appeared in 58 games with Texas across four stints and batted .208 (30/144) with career-highs in runs scored (14), hits (30), doubles (3), home runs (6), RBI (17), walks (8), and stolen bases (3).
- ◆ Connected on his first Major League home run June 12 at Dodger Stadium off Andy Burns.
- ◆ In 39 games with Triple-A Round Rock, batted .248 (32/129) with four doubles, two triples, 10 home runs, and 27 RBI.
- ◆ Homered in three consecutive games with Round Rock from May 17 (2) to May 20.

MARTIN

# 2024 LOS ANGELES ANGELS

## 2020

- ◆ Spent majority of the season at Alternate Training Site, but appeared in seven games with **Pirates** over four stints.
- ◆ Scored the winning run as a pinch runner in walk-off victory on Sept. 8 vs. Cubs.
- ◆ Placed on the 10-day injured list on Sept. 21 with an upper back strain and was reinstated Sept. 28.

## 2019

- ◆ Began season with Triple-A **Indianapolis**, but did not appear in a game before being recalled by **Pirates** on April 5.
- ◆ Made Major League debut batting leadoff on April 6 vs. Cincinnati, and singled in first career plate appearance... Became the first Pirates player to make his debut as the leadoff batter since Starling Marte in 2012.
- ◆ Played in 20 games with Pittsburgh over three stints...made seven starts in left field and two in center field.
- ◆ Played 101 games with Triple-A Indianapolis throughout the season, batting .259 (96/101) with 25 doubles, five triples, eight home runs, and 27 RBI.
- ◆ Walked as a pinch hitter on Sept. 3 vs. Miami and suffered a left shoulder dislocation on a play at the plate in the 8th inning...Was placed on the 60-day Injured List on Sept. 8 and missed the rest of the season.
- ◆ Had surgery on his left shoulder Oct. 18...performed by Dr. Chris Ahmed.
- ◆ Ranked as PIT's No. 10 prospect by Baseball America and No. 11 prospect by MLB.com prior to start of season.

## NOTABLE MINOR LEAGUE AWARDS AND HONORS

- ◆ **2022** MiLB.com Organization All-Star...Pacific Coast League Post-Season All-Star.
- ◆ **2018** MiLB.com Organization All-Star...Eastern League Player of the Week (May 13)...*Baseball America* Double-A All-Star.
- ◆ **2017** Texas League Player of the Week (July 23).
- ◆ **2016** California League Player of the Week (May 29).

## CAREER TRANSACTIONS

- ◆ June 7, 2013...Selected by **Astros** in eighth round of First-Year Player Draft.
- ◆ Jan. 13, 2018...Traded by **Astros** with INF Colin Moran, RHP Joe Musgrove, and RHP Michael Feliz to **Pirates** for RHP Gerrit Cole.
- ◆ Dec. 3, 2023...Traded by **Mariners** with LHP Marco Gonzales and OF Jarrod Kelenic to **Braves** for RHP Cole Phillips and RHP Jackson Kowar.
- ◆ Dec. 14, 2020...Signed by **Rangers** as minor league free agent.
- ◆ Nov. 19, 2021...Signed by **Dodgers** as minor league free agent.
- ◆ Dec. 8, 2022...Signed by **NC Dinos** (KBO) as foreign free agent.
- ◆ Feb. 6, 2024...Signed by **Angels** as minor league free agent.

## PERSONAL/MISC

- ◆ Jason Martin.
- ◆ Attended Orange Lutheran High School (CA) and graduated in 2013; Played baseball and football.
- ◆ Committed to play baseball at Long Beach State before signing with the Astros.
- ◆ Originally signed by Astros scout Brad Budzinski.

## CAREER FIELDING

POS	PCT	G	PO	A	E	TC	DP
OF	.983	67	115	0	2	117	0





# 25 RICHIE MARTIN

▶ BORN: DEC. 22, 1994  
 BIRTHPLACE: DETROIT, MI  
 MLB SERVICE: 2 YEARS, 138 DAYS  
 ACQUIRED: SIGNED AS MINOR LEAGUE FREE AGENT, JAN. 8, 2024  
 SIGNED THRU: 2024; UNDER CLUB CONTROL; 2/3 OPTIONS USED

OPENING DAY AGE: 29  
 RESIDES: TAMPA, FL

▶ OUTFIELDER

▶ HEIGHT 6-0 ▶ WEIGHT 190 ▶ BATS R ▶ THROWS R

## NON-ROSTER INVITEE

### MARTIN'S LIFETIME PLAYING RECORD

Year	Club	AVG	G	AB	R	H	2B	3B	HR	RBI	SH	SF	HBP	BB	IBB	SO	SB	CS	GDP	SLG	OBP	E	
2015	— Vermont	.237	51	190	31	45	6	4	2	16	2	0	9	25	1	47	7	7	2	.342	.353	12	
2016	— Stockton	.230	86	330	46	76	14	2	3	31	3	3	10	36	0	73	12	8	9	.312	.322	14	
	Midland	.333	5	15	1	5	1	1	0	7	0	0	0	3	0	2	2	1	0	.533	.444	5	
2017	— Midland	.224	86	286	43	64	11	3	3	27	1	3	11	24	0	57	12	3	6	.315	.306	7	
	Stockton	.266	23	94	16	25	2	3	1	6	0	0	1	8	0	21	1	1	1	.383	.330	3	
2018	— Midland	.300	118	453	68	136	29	8	6	42	3	3	6	44	3	86	25	10	11	.439	.368	21	
2019	— BALTIMORE	.208	120	283	29	59	8	3	6	23	5	1	6	14	0	83	10	1	6	.322	.260	10	
2020	—	<i>DID NOT PLAY - No Minor League Season</i>																					
2021	— Norfolk	.208	27	96	12	20	4	2	1	5	0	0	2	14	0	25	5	3	4	.323	.321	2	
	Orioles (1)	.000	1	1	2	0	0	0	0	0	0	0	1	1	0	1	2	0	0	.000	.667	0	
	Bowie (1)	.267	4	15	4	4	1	0	1	2	0	0	2	2	0	3	2	1	1	.533	.421	1	
	BALTIMORE	.235	37	98	9	23	2	0	1	8	1	1	1	4	0	28	0	2	1	.286	.269	6	
2022	— Norfolk	.250	80	292	51	73	20	6	2	25	0	1	9	32	0	66	29	5	9	.380	.341	7	
	BALTIMORE	.167	13	30	4	5	0	2	0	3	0	0	3	0	10	3	1	0	.300	.242	2		
2023	— Rochester	.217	113	360	55	78	22	2	3	36	2	2	12	49	0	103	29	6	5	.314	.329	11	
	MAJOR TOTALS	.212	170	411	42	87	10	5	7	34	6	2	7	21	0	121	13	4	7	.311	.261	18	
	MINOR TOTALS	.247	594	2132	329	526	110	31	22	197	11	12	63	238	4	484	126	45	48	.358	.338	83	

(1) rehab assignment

Disabling Injuries: 2021 — Left wrist fracture; disabled May 31 - Aug. 2  
 2020 — Right wrist fracture; disabled July 14 - Nov. 1

### 2023 SEASON

- ◆ Opened spring on minor league contract with **Reds**.
- ◆ Signed minor league deal with **Nationals** on April 14 and spent the year with Triple-A **Rochester**.
- ◆ Batted .348 (16/55) with a .955 OPS in 14 games from May 2 to May 18, logging four multi-hit games and seven extra-base hits...Posted a six-game hitting streak from May 2 to May 9.
- ◆ Stole multiple bases in five games, and finished the season with 29 steals in 35 attempts (83%)...29 steals tied a career high set in 2022, and marked the third season in which Martin swiped at least 25 bases.

### CAREER HIGHLIGHTS

- ◆ Made Major League debut with Baltimore on March 28, 2019.
- ◆ Recorded first career hit on March 30, 2019 with a single off James Paxton (NYY)...Hit first career Major League home run on May 22, 2019 off of CC Sabathia (NYY).
- ◆ His 89 starts at shortstop during the 2019 season was the third-highest total by an Orioles rookie at that position (Cal Ripken Jr., 91 starts in 1982 & Ron Hansen, 149 starts in 1960).

### NOTABLE MINOR LEAGUE AWARDS AND HONORS

- ◆ **2018** MiLB.com Organization All-Star...Texas League Mid-Season All-Star...Texas League Player of the Week for Aug. 26.

MARTIN

# 2024 LOS ANGELES ANGELS

## CAREER TRANSACTIONS

- ◆ June 6, 2012...Selected by **Mariners** in 38th round of First-Year Player Draft (did not sign).
- ◆ June 8, 2015...Selected by **Athletics** in first round (20th) of First-Year Player Draft (signed June 30, 2015).
- ◆ Dec. 13, 2018...Selected by **Orioles** in Rule 5 Draft (Major League phase) from **Athletics** Double-A roster.
- ◆ Jan. 17, 2023...Signed by **Reds** as minor league free agent.
- ◆ Apr. 14, 2023...Signed by **Nationals** as minor league free agent.
- ◆ Jan. 8, 2024...Signed by **Angels** as minor league free agent.

## PERSONAL/MISC

- ◆ Richard Allen Martin Jr.
- ◆ Martin's maternal grandfather, Walter "Bancy" Thomas, played in the Negro Leagues for the Detroit Stars, Kansas City Monarchs, Memphis Red Sox, Chicago American Giants, and Birmingham Black Barons, and was a teammate of Satchel Paige, Hilton Smith, and Jackie Robinson.
- ◆ Graduated from Bloomingdale HS (Brandon, Florida)...Hit .438, the fifth-highest average among Hillsborough County public schools, with 25 runs, 21 stolen bases, 19 RBI, six doubles and a pair of triples as a senior...At Bloomingdale, he was a member of the National Honor Society, the Spanish Honor Society and Mu Alpha Theta.
- ◆ Excels in math. He skipped second grade and he got a 720 out of 800 on the math portion of the SAT.
- ◆ In 2014, ranked second in the Cape League in batting (.364) behind Kevin Newman of the University of Arizona.
- ◆ Attended University of Florida...Batted .284 (194/684) in 177 games (174 starts) across three-year college career, with 136 runs, 81 RBI, 45 stolen bases, 27 doubles, seven homers and seven triples...Totalled 29 hit-by-pitches, tied for fifth in school history...Finalist for the Brooks Wallace Award as the nation's top shortstop in 2015 and batted .291 (77/265) with career-highs in hits (77), runs (63), RBI (36), stolen bases (20), doubles (11), triples (4), slugging percentage (.430), and on-base percentage (.399)...Two-time SEC Academic Honor Roll selection and chosen to the league's First-Year Honor Roll...First UF baseball player to earn Academic All-District 4 recognition since 2008.
- ◆ Martin says he was molded as a player by his father, Richard Sr., and former MLB All-Star Chet Lemon. Martin has been playing under the tutelage of Lemon since age 11.
- ◆ Worked on defense with Ron Washington while both were in Spring Training with Oakland.
- ◆ Idolized Derek Jeter growing up.
- ◆ Originally signed by Athletics scout Trefor Schaffer.





# 62 VICTOR MEDEROS

▶ **BORN:** JUNE 8, 2001      **OPENING DAY AGE:** 22  
**BIRTHPLACE:** SANTA CLARA, CUBA      **RESIDES:** MIAMI, FL  
**MLB SERVICE:** 6 DAYS  
**ACQUIRED:** SELECTED IN SIXTH ROUND OF 2022 FIRST-YEAR PLAYER DRAFT  
**SIGNED THRU:** 2024; UNDER CLUB CONTROL; 1/3 OPTIONS USED

▶ **RHP**      ▶ **HEIGHT** 6-3      ▶ **WEIGHT** 215      ▶ **BATS** R      ▶ **THROWS** R

## MEDEROS' LIFETIME PITCHING RECORD

Year	Club	W-L	ERA	G	GS	CG	GF	SHO	SV	IP	H	R	ER	HR	HB	BB	IBB	SO	WP	BK	BAA
2022	Tri-City	0-1	5.63	6	6	0	0	0	0	16.0	15	13	10	1	1	9	0	15	0	0	.242
2023	Rocket City	4-9	5.67	20	20	0	0	0	0	92.0	93	65	58	21	9	43	0	99	9	0	.258
	LAA	0-0	9.00	3	0	0	2	0	0	3.0	5	3	3	0	1	3	0	3	0	0	.417
<b>MAJOR TOTALS</b>		<b>0-0</b>	<b>9.00</b>	<b>3</b>	<b>0</b>	<b>0</b>	<b>2</b>	<b>0</b>	<b>0</b>	<b>3.0</b>	<b>5</b>	<b>3</b>	<b>3</b>	<b>0</b>	<b>1</b>	<b>3</b>	<b>0</b>	<b>3</b>	<b>0</b>	<b>0</b>	<b>.417</b>
<b>MINOR TOTALS</b>		<b>4-10</b>	<b>5.67</b>	<b>26</b>	<b>26</b>	<b>0</b>	<b>0</b>	<b>0</b>	<b>0</b>	<b>108.0</b>	<b>108</b>	<b>78</b>	<b>68</b>	<b>22</b>	<b>10</b>	<b>52</b>	<b>0</b>	<b>114</b>	<b>9</b>	<b>0</b>	<b>.255</b>

## 2023 SEASON

- ◆ Contract selected by **Angels** June 30, made Major League debut that night against Arizona (2 IP, 1 ER, 2 BB, 2 SO, HBP).
- ◆ Made three appearances for Halos in 2023, posting a 0-0 record and 9.00 ERA (3.0 IP - 3 ER) with three strikeouts.
- ◆ In 20 games (all starts) with Double-A **Rocket City**, went 4-9 with a 5.67 ERA (92 IP - 58 ER) and 99 strikeouts.
- ◆ With Rocket City, set career highs in wins, appearances, innings pitched and strikeouts.
- ◆ Struck out career-high 10 batters in June 15 start at Chattanooga.

## CAREER HIGHLIGHTS

- ◆ Made Major League debut on June 30, 2023 vs. Arizona...Recorded first career strikeout against Lourdes Gurriel Jr.
- ◆ Made professional debut in 2022 with High-A Tri-City, made six starts for Dust Devils.

## CAREER TRANSACTIONS

- ◆ July 18, 2022...Selected by **Angels** in sixth round of First-Year Player Draft (signed Aug. 2, 2022).

## PERSONAL/MISC

- ◆ Victor Mederos...On Twitter: @victorm5252.
- ◆ Attended Oklahoma State University, where he was a marketing major...Pitched first college season at University of Miami before transferring to OSU.
- ◆ Was a three-time prep All-American during high school career which spanned three Florida schools: Westminster Christian (2020), Monsignor Pace (2018-19) and Coral Reef (2017)...Named MVP of 2019 Under Armour All-America Game.
- ◆ At age 14, won a home run derby at Marlins Park with a 414-foot homer.
- ◆ Arrived in the United States at age six... was born in Santa Clara, Cuba.
- ◆ Favorite karaoke song is "Firework" by Katy Perry.
- ◆ Hobbies include fishing, hunting and golfing.
- ◆ Originally signed by Angels scout KJ Hendricks.

MEDEROS

# 2024 LOS ANGELES ANGELS



## 28 FRANCISCO MEJIA



**BORN:** OCT. 27, 1995  
**BIRTHPLACE:** BANÍ, DR  
**MLB SERVICE:** 5 YEARS 42 DAYS

**OPENING DAY AGE:** 28  
**RESIDES:** SANTO DOMINGO, DR

**ACQUIRED:** SIGNED AS MINOR LEAGUE FREE AGENT, DEC. 22, 2023  
**SIGNED THRU:** 2024; UNDER CLUB CONTROL; 2/3 OPTIONS USED

▶ **CATCHER**

▶ **HEIGHT** 5'8

▶ **WEIGHT** 180

▶ **BATS** S

▶ **THROWS** R

### NON-ROSTER INVITEE

### MEJIA'S LIFETIME PLAYING RECORD

Year	Club	AVG	G	AB	R	H	2B	3B	HR	RBI	SH	SF	HBP	BB	IBB	SO	SB	CS	GDP	SLG	OBP	E
2013	— Indians (AZL)	.305	30	105	16	32	9	1	4	24	1	0	2	5	0	18	3	1	1	.524	.348	2
2014	— Mahoning Valley	.282	66	248	32	70	17	4	2	36	0	3	5	18	1	47	2	4	4	.407	.339	11
2015	— Lake County	.243	109	391	45	95	13	0	9	53	5	2	10	38	1	78	4	1	7	.345	.324	14
2016	— Lake County	.347	60	239	41	83	17	3	7	51	1	3	1	15	3	39	1	0	7	.531	.384	4
	— Lynchburg	.333	42	168	22	56	12	1	4	29	0	2	1	13	0	24	1	2	4	.488	.380	5
2017	— Akron	.297	92	347	52	103	21	2	14	52	1	6	5	24	1	53	7	2	7	.490	.346	5
	— CLEVELAND	.154	11	13	1	2	0	0	0	1	0	0	1	1	3	0	0	0	0	.154	.214	0
2018	— Columbus	.279	79	305	32	85	22	1	7	45	4	3	6	18	2	58	0	0	9	.426	.328	0
	— CLEVELAND	.000	1	2	0	0	0	0	0	0	0	0	0	2	0	0	0	0	0	.000	.500	0
	— El Paso	.328	31	122	22	40	8	1	7	23	0	2	1	7	0	25	0	0	1	.582	.364	1
	— SAN DIEGO	.185	20	54	6	10	2	0	3	8	0	0	1	3	0	19	0	0	2	.389	.241	0
2019	— SAN DIEGO	.265	79	226	27	60	11	2	8	22	0	1	4	13	1	56	1	1	6	.438	.316	2
	— El Paso (1)	.365	18	63	14	23	8	2	4	12	0	3	2	5	0	10	0	0	3	.746	.411	1
2020	— SAN DIEGO	.077	17	39	5	3	1	0	1	2	0	0	2	1	0	9	0	0	1	.179	.143	1
2021	— TAMPA BAY	.260	84	250	31	65	15	3	6	35	1	2	7	17	0	49	0	0	4	.416	.322	4
2022	— TAMPA BAY	.242	93	289	32	70	22	0	6	31	0	1	2	7	0	65	0	0	6	.381	.264	2
	— Rays (FCL) (1)	.000	1	3	1	0	0	0	0	0	0	0	1	0	0	1	0	0	0	.000	.250	0
2023	— TAMPA BAY	.227	50	150	22	34	11	0	5	19	1	2	1	6	0	38	0	1	2	.400	.258	6
	— Durham (1)	.326	20	86	13	28	3	1	6	19	0	1	1	4	0	21	0	0	2	.593	.359	4
<b>MAJOR TOTALS</b>		<b>.239</b>	<b>355</b>	<b>1023</b>	<b>124</b>	<b>244</b>	<b>62</b>	<b>5</b>	<b>29</b>	<b>118</b>	<b>2</b>	<b>6</b>	<b>17</b>	<b>50</b>	<b>2</b>	<b>239</b>	<b>1</b>	<b>2</b>	<b>21</b>	<b>.394</b>	<b>.284</b>	<b>15</b>
<b>MINOR TOTALS</b>		<b>.296</b>	<b>548</b>	<b>2077</b>	<b>290</b>	<b>615</b>	<b>130</b>	<b>16</b>	<b>64</b>	<b>344</b>	<b>12</b>	<b>25</b>	<b>35</b>	<b>147</b>	<b>8</b>	<b>374</b>	<b>18</b>	<b>10</b>	<b>45</b>	<b>.467</b>	<b>.349</b>	<b>47</b>

(1) rehab assignment

**Disabling Injuries:** **2023** — Left MCL sprain; disabled July 21 - Aug. 22  
**2022** — Right shoulder impingement; disabled July 26 - Aug. 5  
 Disabled Apr. 22 - May 4  
**2021** — Left intercostal discomfort; disabled May 8 - May 16  
**2020** — Left thumb contusion; disabled Aug. 17 - Sept. 28  
**2019** — Right oblique strain; disabled Aug. 30 - Sept. 17

### 2023 SEASON

- ◆ Made fifth straight Opening Day roster, third with **Rays**.
- ◆ Batted .270 (10/37) with a .735 OPS and 14 RBI with runners in scoring position.
- ◆ Played 20 games with Triple-A **Durham**, batting .326 (28/86) with a .952 OPS.
- ◆ Missed 27 games with left MCL sprain from July 21 to Aug. 22 and finished season in Triple-A.

### CAREER HIGHLIGHTS

- ◆ Made Major League debut September 1, 2017 against Detroit.
- ◆ Homered in first two at-bats in his first start after being traded to the Padres, becoming the first player in franchise history to do so.
- ◆ Represented the Dominican Republic at the 2023 World Baseball Classic.
- ◆ In 2016, hit safely in 50 consecutive games in Cleveland's system, the longest streak for a minor leaguer since 1954.

### WILD CARD GAME TOTALS

Year	Club, Opp	AVG	G	AB	R	H	2B	3B	HR	RBI	SH	SF	HBP	BB	IBB	SO	SB	CS	GDP	SLG	OBP	E
2022	— TBR, CLE	.000	1	3	0	0	0	0	0	0	0	0	0	0	0	2	0	0	0	.000	.000	0





## 96 CAMDEN MINACCI



**BORN:** JAN. 14, 2002      **OPENING DAY AGE:** 22  
**BIRTHPLACE:** ORLANDO, FL      **RESIDES:** TAMPA, FL  
**ACQUIRED:** SIXTH ROUND OF 2023 FIRST-YEAR PLAYER DRAFT  
**SIGNED THRU:** 2024; UNDER CLUB CONTROL; 0/3 OPTIONS USED

▶ RHP      ▶ HEIGHT 6-3      ▶ WEIGHT 220      ▶ BATS R      ▶ THROWS R

### NON-ROSTER INVITEE

### MINACCI'S LIFETIME PITCHING RECORD

Year	Club	W-L	ERA	G	GS	CG	GF	SHO	SV	IP	H	R	ER	HR	HB	BB	IBB	SO	WP	BK	BAA
2023	Inland Empire	0-0	5.40	7	0	0	1	0	0	8.1	18	6	5	0	1	1	0	10	1	0	.450
<b>MINOR TOTALS</b>		<b>0-0</b>	<b>5.40</b>	<b>7</b>	<b>0</b>	<b>0</b>	<b>1</b>	<b>0</b>	<b>0</b>	<b>8.1</b>	<b>18</b>	<b>6</b>	<b>5</b>	<b>0</b>	<b>1</b>	<b>1</b>	<b>0</b>	<b>10</b>	<b>1</b>	<b>0</b>	<b>.450</b>

### 2023 SEASON

- ◆ Made professional debut with Low-A **Inland Empire**, posting a 5.40 ERA (8.1 IP - 5 ER) with 10 strikeouts to one walk in seven appearances in relief.
- ◆ Held opponents scoreless in four of seven outings, and pitched in multiple innings in four games.
- ◆ Recorded multiple strikeouts in four straight games from Aug. 6 to Aug. 15, recorded eight total in five innings.

### CAREER HIGHLIGHTS

- ◆ Made professional debut July 30, 2023 with Low-A Inland Empire vs. Fresno.

### CAREER TRANSACTIONS

- ◆ July 10, 2023...Selected by **Angels** in sixth round of First-Year Player Draft.

### PERSONAL/MISC

- ◆ Camden David Minacci (pronounced meh-NASS-ee).
- ◆ His cousin, M.T. Minacci, was drafted by the Rockies (2013) and Cubs (2015) and pitched from 2015-16 in the Cubs organization.
- ◆ Attended Wake Forest University...Pitched to a 3-6 record and 3.12 ERA (104.0 IP - 36 ER) with 136 strikeouts across three seasons from 2021-23...Posted a 2.43 ERA (77.2 IP - 21 ER) with 19 saves across sophomore and junior seasons from 2022-23...2023 All-ACC Academic Team Selection...Graduated summa cum laude and was a member of the National Honor Society...President of Agmen Christi, Jesuit's religious service club.
- ◆ Graduated from Jesuit HS (FL) in 2020...Posted a 12-1 record, 1.12 ERA (62.2 IP - 10 ER) with 85 strikeouts in 17 games (six starts) in 2019 junior season...Named Florida Dairy Farmers Class 6A Player of the Year in 2019.
- ◆ Signed by Angels scout Nick Gorneault.



MINACCI



# 16 MICKEY MONIAK

**BORN:** MAY 13, 1998  
**BIRTHPLACE:** ENCINITAS, CA  
**MLB SERVICE:** 2 YEARS, 27 DAYS  
**ACQUIRED:** FROM PHILLIES WITH INF JADIEL SANCHEZ FOR RHP NOAH SYNDERGAARD, AUG. 2, 2022  
**SIGNED THRU:** 2024; UNDER CLUB CONTROL; 3/3 OPTIONS USED

**OPENING DAY AGE:** 25  
**RESIDES:** CARLSBAD, CA

▶ **OUTFIELDER**

▶ **HEIGHT** 6-2 ▶ **WEIGHT** 200 ▶ **BATS** L ▶ **THROWS** R

## MONIAK'S LIFETIME PLAYING RECORD

Year	Club	AVG	G	AB	R	H	2B	3B	HR	RBI	SH	SF	HBP	BB	IBB	SO	CS	GDP	SLG	OBP	E	
2016	— Phillies (GCL)	.284	46	176	27	50	11	4	1	28	0	2	5	11	0	35	10	4	3	.409	.340	1
2017	— Lakewood	.236	123	466	53	110	22	6	5	44	2	7	6	28	1	110	11	7	7	.341	.284	3
2018	— Clearwater	.270	114	433	50	117	28	3	5	55	1	7	2	22	0	100	6	5	11	.383	.304	1
2019	— Reading	.252	119	465	63	117	28	13	11	67	1	2	2	33	1	111	15	3	6	.439	.303	4
2020	— PHILADELPHIA	.214	8	14	3	3	0	0	0	0	0	0	0	4	0	6	0	0	0	.214	.389	2
2021	— Lehigh Valley	.238	99	365	42	87	15	8	15	65	1	8	4	31	4	101	5	2	3	.447	.299	2
	— PHILADELPHIA	.091	21	33	3	3	0	0	1	3	1	0	0	3	1	16	0	0	0	.182	.167	0
2022	— Clearwater (1)	.400	3	10	1	4	1	1	0	2	0	1	2	0	0	3	0	0	0	.700	.462	0
	— Reading (1)	.391	5	23	5	9	1	1	1	6	0	1	0	1	0	6	0	0	0	.652	.400	0
	— PHILADELPHIA	.130	18	46	4	6	1	0	0	2	1	0	0	3	0	19	0	0	0	.152	.184	0
	— Lehigh Valley	.277	20	83	14	23	5	0	5	8	0	0	0	8	0	22	5	3	0	.518	.341	0
	— LAA	.200	19	60	9	12	2	1	3	6	0	0	1	1	0	25	1	0	0	.417	.226	0
	— Salt Lake (1)	.333	2	9	2	3	1	0	2	4	0	0	0	0	0	0	0	0	0	1.111	.333	0
2023	— Salt Lake	.308	33	130	27	40	2	5	8	23	0	1	3	7	0	35	2	1	2	.585	.355	1
	— LAA	.280	85	311	35	87	21	2	14	45	0	0	3	9	1	113	6	3	4	.495	.307	4
<b>MAJOR TOTALS</b>		<b>.239</b>	<b>151</b>	<b>464</b>	<b>54</b>	<b>111</b>	<b>24</b>	<b>3</b>	<b>18</b>	<b>56</b>	<b>2</b>	<b>0</b>	<b>4</b>	<b>20</b>	<b>2</b>	<b>179</b>	<b>7</b>	<b>3</b>	<b>4</b>	<b>.420</b>	<b>.277</b>	<b>6</b>
<b>A.L. TOTALS</b>		<b>.267</b>	<b>102</b>	<b>371</b>	<b>44</b>	<b>99</b>	<b>23</b>	<b>3</b>	<b>17</b>	<b>51</b>	<b>0</b>	<b>0</b>	<b>4</b>	<b>10</b>	<b>1</b>	<b>138</b>	<b>7</b>	<b>3</b>	<b>4</b>	<b>.482</b>	<b>.294</b>	<b>4</b>
<b>N.L. TOTALS</b>		<b>.129</b>	<b>47</b>	<b>93</b>	<b>10</b>	<b>12</b>	<b>1</b>	<b>0</b>	<b>1</b>	<b>5</b>	<b>2</b>	<b>0</b>	<b>0</b>	<b>10</b>	<b>1</b>	<b>41</b>	<b>0</b>	<b>0</b>	<b>0</b>	<b>.172</b>	<b>.214</b>	<b>2</b>
<b>MINOR TOTALS</b>		<b>.259</b>	<b>564</b>	<b>2160</b>	<b>284</b>	<b>560</b>	<b>114</b>	<b>41</b>	<b>53</b>	<b>302</b>	<b>5</b>	<b>29</b>	<b>24</b>	<b>141</b>	<b>6</b>	<b>523</b>	<b>54</b>	<b>25</b>	<b>32</b>	<b>.424</b>	<b>.308</b>	<b>12</b>

(1) rehab assignment

**Disabling Injuries:** **2023** — Left back tightness; disabled Sept. 15 (retro to Sept. 14) - Sept. 28  
**2022** — Left hand contusion; disabled Sept. 29 - end of season  
 Fractured left middle finger; disabled Aug. 7 - Sept. 9  
 Fractured right hand; disabled April 7 - May 30

## 2023 SEASON

- ◆ Finished fourth Major League season and second with **Angels**; first with more than 80 games played...Reached career highs in batting average, runs, doubles, triples, home runs, RBI and stolen bases.
- ◆ Missed 12 games with left back tightness in sole IL stint.
- ◆ Had career-long 18-game hit streak from July 2-18...Batted .368 (28/76) with 11 runs, five doubles, three home runs, and 14 RBI... Was longest hit streak by an Angels player since Shohei Ohtani's 18-game streak from Sept. 14 - Oct. 3, 2022.
- ◆ Had three hits in consecutive games (July 14-15)...First time in career with back-to-back games with at least three hits each... Finished with nine 3+ hit games in 2023.
- ◆ Went 5-for-5 June 24 at Colorado, setting a career high in hits and tied Angels single-game record with four XBH (first LAA player with 4 XBH since Mike Trout - 5/26/18 at NYY).
- ◆ Finished a step from first career cycle twice in 2023 (triple away June 24 at Colorado and home run away May 19 vs. Twins).
- ◆ Tallied four leadoff HR this year...First Angel with four leadoff HRs in a season since Shohei Ohtani (four) in 2021.
- ◆ On May 13 at CLE, became first player in MLB history to make his season debut on his birthday and hit a leadoff home run...First leadoff HR on a birthday in Angels history...Also became first player in A.L. history with at least three hits, three runs, and two stolen bases on a birthday...First career three-hit game.

### PARK HOPPER

Moniak scaled the wall to take away three home runs from hitters in 2023, a career-high and tied for the most in MLB. As a team, the Angels led baseball with a record-breaking 10 home run robberies in 2023, surpassing the 2005 Tigers (9) since the stat started being tracked in 2004 (*Sports Info Solutions*).

MONIAK

# 2024 LOS ANGELES ANGELS

## MAJOR LEAGUE SUMMARY

### 2022

- ◆ Split season between the **Phillies** and **Angels** organizations...Saw most Major League action of career (37 G)... Acquired by the Angels via trade Aug. 2...In 19 games with the Halos, collected 12 hits including two doubles, a triple and three home runs compared to six hits, one double and two RBI in 18 games with the Phillies.
- ◆ Combined to hit .312 (39/125) with eight doubles, two triples, eight home runs in 30 games at minor league level... Had to make three stints on the I.L. throughout the season, twice with the Angels after getting hit by a pitch in the hand.

### 2021

- ◆ In sophomore season with the **Phillies**, appeared in 21 games...Connected for first big league home run April 21 vs. San Francisco...At 22 years, 343 days old, became the youngest Philly center fielder to homer in a game since Mike Anderson in 1973.
- ◆ Began the season at the **Alternate Training Site** before being called up for first big league stint in April... Optioned to the Alternate Training Site April 26 before being assigned to Triple-A...Led Triple-A East hitters in triples (8) and ranked T9th in RBI (65)...Led Lehigh Valley with 15 HR.
- ◆ Entered season ranked by *Baseball America* as No. 9 prospect in the Phillies system.

### 2020

- ◆ After beginning the season at the Club's Alternate Training Site, was selected to the Phillies big league roster and made Major League debut as a pinch-runner Sept. 16 vs. the Mets...Became just the second former No. 1 overall pick by the Phillies in the MLB Draft to make his ML debut with the club, joining Pat Burrell.
- ◆ Made first career start Sept. 17 vs., the Mets... At 22 years, 127 days old, was the second-youngest Phillies outfielder to start in a game since 1974 (Orlando Isales, 20 years, 288 days on 10/5/80)...Collected first big league hit Sept. 18 vs Toronto (G2)

## NOTABLE MINOR LEAGUE AWARDS AND HONORS

- ◆ **2023** Pacific Coast League Player of the Week for April 24-30.
- ◆ **2019** Eastern League Mid-Season All-Star...Eastern League Post-Season All-Star...MiLB.com Organizational All-Star...Participated in the Arizona Fall League.
- ◆ **2018** Phillies Minor League Defensive Player of the Week (5/28-6/3, 7/16-22, and 8/6-12)...Phillies Minor League Defender of the Month (July).

## CAREER TRANSACTIONS

- ◆ June 9, 2016...Selected by **Phillies** in the first round (1st overall) of First-Year Player Draft.
- ◆ Aug. 2, 2022...Traded by **Phillies** with INF Jadiel Sanchez to **Angels** for RHP Noah Syndergaard.

## PERSONAL/MISC

- ◆ McKenzie Matthew Moniak (pronounced MOH-nee-ak)...On Twitter: @MickeyMoniak.
- ◆ Became first Phillies No. 1 overall pick since Pat Burrell in 1998.
- ◆ Prepped at La Costa Canyon High School (CA), graduating in 2016...Named 2016 High School Player of the Year by Baseball America and Gatorade California Player of the Year...Played at Petco Park in 2015 for the Perfect Game All-American Classic...Had committed to play collegiately at UCLA.
- ◆ Won a gold medal with U.S. National Team in 2015 World Baseball Softball Confederation U-18 Baseball World Cup in Japan.
- ◆ His grandfather, Bill Moniak, played for six seasons in Red Sox system from 1958-63.
- ◆ In his spare time, likes going to the beach and playing basketball with his friends.
- ◆ Originally signed by Phillies scout Mike Garcia.

## MISCELLANEOUS STATS

### CAREER LEADOFF HOME RUNS (4)

June 29, 2023 vs. CWS  
May 13, 2023 at CLE

May 23, 2023 vs. BOS

May 16, 2023 at BAL

## CAREER FIELDING

POS	PCT	G	PO	A	E	TC	DP
OF	.977	137	257	2	6	265	1

MONIAK



**MONIAK'S CAREER HIGHS**

	SEASON		GAME
AVG	.280 — 2023	H	5 — 6/24/23 at COL
R	35 — 2023	R	5 — 6/24/23 at COL
H	87 — 2023	HR	1 — 18 times; last, 9/29/23 vs. OAK
2B	21 — 2023	2B	3 — 6/24/23 at COL
HR	14 — 2023	RBI	4 — 6/24/23 at COL
RBI	45 — 2023	Hit Streak	18 — July 2, 2023 - July 18, 2023



**CATCHING UP ON ANGELS CATCHERS**

Games Caught	Hits as a Catcher*	Home Runs as a Catcher*	RBI as a Catcher*
1. Bob Boone 961	1. Bob Boone 735	1. Mike Napoli 75	1. Bengie Molina 348
2. Bob Rodgers 895	2. Bengie Molina 656	T2. Bengie Molina 61	2. Bob Boone 314
3. Bengie Molina 685	3. Lance Parrish 320	Lance Parrish 61	3. Mike Napoli 197
4. Jeff Mathis 411	4. Mike Napoli 307	4. Bob Boone 39	4. Lance Parrish 173
5. Mike Napoli 406	5. Brian Downing 279	5. Chris Iannetta 36	5. Chris Iannetta 139
6. Lance Parrish 386	6. Chris Iannetta 249	6. Max Stassi 29	6. Jeff Mathis 138
7. Chris Iannetta 380	7. Jeff Mathis 231	7. Jeff Mathis 26	7. Brian Downing 124
8. José Molina 348	8. José Molina 220	8. Brian Downing 20	T8. Jorge Fábregas 89
9. Brian Downing 310	9. Jorge Fábregas 212	9. Martín Maldonado 19	José Molina 89
10. Jorge Fábregas 309	10. Matt Walbeck 179	10. Hank Conger 16	10. Max Stassi 86
Doubles as a Catcher*	Fielding Percentage (min. 200 G)	Caught Stealing Percentage	Catcher Pickoffs
1. Bob Boone 115	1. Martín Maldonado .997	1. Bob Boone 46.8	1. Bob Boone 31
2. Bengie Molina 103	2. Chris Iannetta .996	2. José Molina 41.5	2. José Molina 15
3. Mike Napoli 62	3. Bengie Molina .994	3. Martín Maldonado 40.2	3. Jeff Mathis 14
4. Chris Iannetta 52	4. Max Stassi .994	4. Lance Parrish 38.9	4. Chris Iannetta 9
5. José Molina 49	5. Lance Parrish .993	5. Ellie Rodriguez 38.5	5. Bengie Molina 5
6. Jeff Mathis 48	6. Jeff Torborg .992	6. Bengie Molina 36.3	T6. Martín Maldonado 4
7. Brian Downing 45	7. Ellie Rodriguez .991	7. Terry Humphrey 34.8	Ellie Rodriguez 4
8. Lance Parrish 35	8. José Molina .990	8. Andy Etchebarren 33.5	T8. Brian Downing 3
9. Hank Conger 34	9. Brian Downing .990	9. Greg Myers 32.4	Jorge Fábregas 3
10. Martín Maldonado 33	10. Matt Walbeck .990	10. Matt Walbeck 31.9	Lance Parrish 3

\*Since 1974...Data is courtesy of STATS LLC

# 2024 LOS ANGELES ANGELS



## 55 MATT MOORE

**BORN:** JUNE 18, 1989

**BIRTHPLACE:** FORT WALTON BEACH, FL

**MLB SERVICE:** 11 YEARS

**ACQUIRED:** SIGNED AS FREE AGENT, JAN. 27, 2024

**SIGNED THRU:** 2024; SIGNED ONE-YEAR CONTRACT, JAN. 27, 2024

**OPENING DAY AGE:** 34

**RESIDES:** ST. PETERSBURG, FL

LHP

▶ HEIGHT 6-3 ▶ WEIGHT 200 ▶ BATS L ▶ THROWS L

### MOORE'S LIFETIME PITCHING RECORD

Year	Club	W-L	ERA	G	GS	CG	GF	SHO	SV	IP	H	R	ER	HR	HB	BB	IBB	SO	WP	BK	BAA
2007	— Princeton	0-0	2.66	8	3	0	0	0	0	20.1	12	6	6	1	2	16	0	29	2	0	.160
2008	— Princeton	2-2	1.66	12	12	0	0	0	0	54.1	30	22	10	0	4	19	0	77*	4	0	.154*
2009	— Bowling Green	8-5	3.15	26	26	0	0	0	0	123.0	86	51	43	6	6	70	0	176*	13	0	.195
2010	— Charlotte	6-11	3.36	26	26	0	0	0	0	144.2	109	62	54	7	8	61	0	208*	10	2	.210
2011	— Montgomery	8-3	2.20	18	18	1	0	1	0	102.1	68	31	25	8	5	28	0	131	3	1	.187
	Durham	4-0	1.37	9	9	0	0	0	0	52.2	33	8	8	3	1	18	0	79	4	0	.179
	TAMPA BAY	1-0	2.89	3	1	0	0	0	0	9.1	9	3	3	1	0	3	0	15	2	0	.243
2012	— TAMPA BAY	11-11	3.81	31	31	0	0	0	0	177.1	158	85	75	18	7	81	5	175	8	1	.238
2013	— TAMPA BAY	17-4	3.29	27	27	1	0	1	0	150.1	119	58	55	14	4	76	1	143	17*	1	.216
	Durham (1)	0-0	9.00	1	1	0	0	0	0	4.0	8	4	4	0	0	2	0	2	0	0	.444
2014	— TAMPA BAY	0-2	2.70	2	2	0	0	0	0	10.0	10	3	3	1	0	5	0	6	0	0	.256
2015	— Charlotte (1)	0-0	1.64	3	3	0	0	0	0	11.0	9	4	2	1	1	4	0	9	0	0	.225
	Durham (1)	2-3	3.57	7	7	0	0	0	0	40.1	35	18	16	6	2	12	0	58	2	0	.232
	TAMPA BAY	3-4	5.43	12	12	0	0	0	0	63.0	74	40	38	9	4	23	1	46	6	0	.298
2016	— TAMPA BAY	7-7	4.08	21	21	0	0	0	0	130.0	125	62	59	20	5	40	0	109	3	1	.251
	SAN FRANCISCO	6-5	4.08	12	12	0	0	0	0	68.1	59	31	31	5	1	32	1	69	3	0	.233
2017	— SAN FRANCISCO	6-15	5.52*	32	31	0	1	0	0	174.1	200	116*	107*	27	7	67	3	148	10	0	.283
2018	— TEXAS	3-8	6.79	39	12	0	10	0	0	102.0	128	82	77	19	5	41	1	86	6	0	.305
2019	— DETROIT	0-0	0.00	2	2	0	0	0	0	10.0	3	0	0	0	0	1	0	9	0	0	.094
2020	— Fukuoka SoftBank	6-3	2.65	13	13	0	0	0	0	78.0	64	32	23	7	4	22	0	89	1	0	.224
2021	— PHILADELPHIA	2-4	6.29	24	13	0	5	0	0	73.0	78	54	51	15	2	38	4	63	3	0	.274
	Lehigh Valley (1)	0-2	4.66	5	5	0	0	0	0	19.1	20	10	10	5	1	11	0	22	0	0	.267
2022	— Round Rock	1-0	0.00	2	0	0	0	0	0	5.0	2	0	0	0	0	1	0	7	0	0	.133
	TEXAS	5-2	1.95	63	0	0	18	0	5	74.0	49	20	16	3	1	38	2	83	8	0	.187
2023	— LAA	4-1	2.66	41	0	0	4	0	0	44.0	33	14	13	6	2	12	2	49	1	0	.208
	CLEVELAND	0-0	3.86	5	0	0	0	0	0	4.2	9	2	2	1	0	2	0	8	0	0	.391
	MIAMI	1-0	0.00	4	0	0	0	0	0	4.0	4	0	0	0	1	1	1	3	0	0	.250
<b>MAJOR TOTALS</b>		<b>66-63</b>	<b>4.36</b>	<b>318</b>	<b>164</b>	<b>1</b>	<b>38</b>	<b>1</b>	<b>5</b>	<b>1094.1</b>	<b>1058</b>	<b>570</b>	<b>530</b>	<b>139</b>	<b>39</b>	<b>460</b>	<b>21</b>	<b>1012</b>	<b>67</b>	<b>3</b>	<b>.252</b>
<b>A.L. TOTALS</b>		<b>51-39</b>	<b>3.96</b>	<b>246</b>	<b>108</b>	<b>1</b>	<b>32</b>	<b>1</b>	<b>5</b>	<b>774.2</b>	<b>717</b>	<b>369</b>	<b>341</b>	<b>92</b>	<b>28</b>	<b>322</b>	<b>12</b>	<b>729</b>	<b>51</b>	<b>3</b>	<b>.244</b>
<b>N.L. TOTALS</b>		<b>15-24</b>	<b>5.32</b>	<b>72</b>	<b>56</b>	<b>0</b>	<b>6</b>	<b>0</b>	<b>0</b>	<b>319.2</b>	<b>341</b>	<b>201</b>	<b>189</b>	<b>47</b>	<b>11</b>	<b>138</b>	<b>8</b>	<b>283</b>	<b>16</b>	<b>0</b>	<b>.271</b>
<b>MINOR TOTALS</b>		<b>31-26</b>	<b>2.78</b>	<b>117</b>	<b>110</b>	<b>1</b>	<b>0</b>	<b>1</b>	<b>0</b>	<b>577.0</b>	<b>412</b>	<b>216</b>	<b>178</b>	<b>37</b>	<b>30</b>	<b>242</b>	<b>0</b>	<b>798</b>	<b>38</b>	<b>3</b>	<b>.198</b>

\* led or tied for league lead  
(1) rehab assignment

**Disabling Injuries:** **2023** — Right oblique strain; disabled May 28 - July 14  
**2021** — Lower back strain; disabled Sept. 23 - end of season  
 Lower back spasms; disabled May 22 - June 22  
 Disabled April 19-25  
**2018** — Right knee sprain; disabled April 7 - end of season  
**2015** — Recovering from Tommy John surgery; disabled Apr. 5 - July 1  
**2014** — Left elbow strain; disabled April 8 - end of season  
**2013** — Left elbow strain; disabled July 31 - Sept. 2

MOORE

## 2023 SEASON

- ◆ Pitched majority of season with **Angels**, where he appeared in 41 games and posted a 2.66 ERA (44 IP – 13 ER) and 49 strikeouts.
- ◆ Held opponents scoreless in 31 of 41 outings for Angels.
- ◆ Pitched to a 1.19 ERA (37.2 IP – 5 ER) from April 10 – Aug. 19 across 34 appearances and worked 12 consecutive scoreless appearances (12 IP) from July 21 - Aug. 23.
- ◆ Missed 40 games on injured list from May 28 (retro to May 25) - July 14 with a right oblique strain.
- ◆ Claimed off waivers by **Guardians**, Aug. 31 and made five relief appearances in September for Cleveland before being claimed off waivers by **Marlins**, Sept. 19.
- ◆ Pitched 1.0 scoreless inning in each of four appearances for Miami...Was not eligible for Marlins postseason roster.

## CAREER HIGHLIGHTS

- ◆ Enters 13th Major League season in 2024 and second stint with Angels...Has pitched in 318 career MLB games (164 starts) with the Rays (2011-16), Giants (2016-17), Rangers (2018, 2022), Tigers (2019), Phillies (2021), Angels (2023), Guardians (2023) and Marlins (2023).
- ◆ Spent 2020 season with NPB Pacific League Champion Fukuoka Softbank Hawks.
- ◆ Selected as American League All-Star in 2013 with Tampa Bay.
- ◆ Came within one out of a no-hitter, Aug. 25, 2016 at Dodgers before Corey Seager singled with two outs in 9th.
- ◆ Started Game 1 of 2011 ALDS vs. TEX after just one career MLB regular season start.
- ◆ Made Major League debut with Tampa Bay, Sept. 14, 2011 at Baltimore with 1.1 innings in relief and made first start, Sept. 22, 2011 at New York (A.L.), earning his first career win in that game.

## MAJOR LEAGUE SUMMARY

### 2022

- ◆ In first full season as a reliever with **Rangers**, went 5-2, with five saves and a 1.95 ERA (74 IP - 16 ER) in career-high 63 relief outings.
- ◆ His 1.95 ERA was third-lowest for a reliever (min. 70 IP) in Rangers history, behind Jim Kern (1.57 ERA in 1979) and Tanner Scheppers (1.88 ERA in 2013).
- ◆ Posted 13.1 scoreless innings across nine relief outings in June; sixth-most scoreless IP by an individual in any month in Rangers history...Did not allow an earned run over 18 games (22.1 IP) from June 4 - July 23...Also compiled a 0.66 ERA (13.2 IP - 1 R-ER) over his final 14 games to end the year.
- ◆ Recorded first five saves of his professional career, the first coming June 13 vs. Houston in his 225th career appearance...Went 5-for-6 in save chances, including saves in Ranger's final two games to end the year (Oct. 4-5 vs. Yankees).
- ◆ Permitted just three HR all year...First HR allowed, July 26 at Seattle (Cal Raleigh) ended span of 50.2 homerless innings dating to Sept. 6, 2021, a stretch which had been fourth-longest active run in MLB.
- ◆ Reached 10 years of MLB service time, Oct. 4.

RANGERS RELIEVER RECORDS		
Lowest single-season relief ERA in Texas Rangers history		
Player	ERA	Year
Jim Kern	1.57	1979
Tanner Scheppers	1.88	2013
<b>Matt Moore</b>	<b>1.95</b>	<b>2022</b>
Brock Burke	1.97	2022

### 2021

- ◆ Began season in **Phillies** rotation, making three starts before working six times out of the bullpen.
- ◆ Worked 6.0 hitless/scoreless innings in the Aug. 14 outing against the Reds, issuing two walks...Was sixth time since 1901 that a Phillies pitcher had worked 6.0+ hitless innings in a start and not completed a no-hitter.
- ◆ Nine strikeouts, July 16 vs. Miami were his most since Aug. 13, 2017 at Washington.

### 2020

- ◆ Made 13 starts as part of a six-man rotation for **Fukuoka SoftBank Hawks** in NPB's Pacific League.
- ◆ Pitched 7.0 no-hit innings in Game 3 of Japan Series to defeat Yomiuri, 4-0, Nov. 24, throwing 93 pitches...Hawks reliever Yuito Mori allowed single with two out in the 9th (there has never been a no-hitter pitched in the Japan Series)...Fukuoka swept Yomiuri for the title.

### 2019

- ◆ Started year in **Tigers** rotation but sustained a right knee sprain while attempting to field a bunt in second start, April 6 vs. Kansas City...Was placed on injured list the following day and underwent season-ending surgery to repair a torn meniscus in his right knee, April 17.

# 2024 LOS ANGELES ANGELS

## 2018

- ◆ Opened season in **Rangers** rotation, making 12 starts before moving to bullpen, June 15.
- ◆ Worked 7.0 shutout innings in lone win as a starter April 17 at Tampa Bay.
- ◆ Posted a 3.09 ERA (11.2 IP - 4 ER) in September across nine appearances, holding opponents to a .214 (9/42) average...39 total appearances were a then-career high...Both wins in relief came in consecutive outings, Aug. 16 and Aug. 19 vs. Angels.
- ◆ Was on 10-day IL from May 19-30 with right knee soreness.

## 2017

- ◆ Ranked second on **Giants** staff in starts (31), innings (174.1), strikeouts (148), and quality starts (14) in his only full season with San Francisco.
- ◆ His 5.52 ERA (174.1 IP - 107 ER) was the highest among the 58 qualifying pitchers and was second highest in Giants franchise history (Terry Mulholland, 5.80 ERA in 1995).

## 2016

- ◆ Combined to go 13-12 with a 4.08 ERA (198.1 IP - 90 ER) in 33 starts with **Rays** and **Giants**...Established career bests for starts, innings, strikeouts (178) and quality starts (18) while posting second highest win total in first injury-free season since 2012.
- ◆ Was 4-2 with a 1.99 ERA (40.2 IP - 9 ER) in final six starts for Tampa Bay before trade to San Francisco on Aug. 1.
- ◆ Issued two-or-fewer runs in eight of 12 starts for Giants and was 4-1 with a 3.77 ERA (28.2 IP - 12 ER) in final five regular season outings.
- ◆ Pitched 8.2 hitless innings, Aug. 25 at Dodgers before Corey Seager singled...Santiago Casilla recorded final out in combined one-hit, 4-0 win...Threw career high 133 pitches in that game.

### NEAR NO-HITTER

Was one out away from throwing a no-hitter for Giants on Aug. 25, 2016 at Dodger Stadium. Corey Seager singled to right field with two outs in 9th inning to break up the no-hit bid.

## 2015

- ◆ Opened year on **Rays** 60-day DL while recovering from Tommy John surgery...Made five rehab starts between High-A **Charlotte** and Triple-A **Durham**.
- ◆ Was activated July 2 and had no-decision that day vs. Cleveland (4.2 IP, 6 H, 4 ER).
- ◆ Defeated Houston July 12 for first MLB win since Sept. 23, 2013 at Toronto.
- ◆ After six starts for Rays, was optioned to Durham Aug. 3...Went 2-1 with a 3.30 ERA (30 IP - 11 ER) in five starts for Bulls, recorded a franchise record 16 strikeouts, Aug. 22 vs. Columbus.
- ◆ Was recalled by Tampa Bay, Sept. 1 and was 2-1 with a 2.97 ERA (36.1 IP - 12 ER) in final six starts.

## 2014

- ◆ With **Rays**, left after 4.1 innings with left elbow soreness in second start of season, April 7 at Kansas City.
- ◆ Was placed on IL April 8 and underwent season-ending Tommy John surgery, April 22...Surgery was performed by Dr. James Andrews in Birmingham, AL.

## 2013

- ◆ In third Major League season with **Rays**, had the A.L.'s second-best winning percentage (club record .810) and tied for 3rd in wins (17) despite missing over a month with injury.
- ◆ Selected to A.L. All-Star Team (replacing injured Yu Darvish) and worked a perfect inning in the game at Citi Field...Was 13-3 in 19 starts at the All-Star break, establishing Rays record for first half wins.
- ◆ Led Rays in wins and was second in strikeouts (143)...Went 8-0 with a 2.18 ERA (62 IP - 15 ER) in first 11 starts, tying club record for longest single season winning streak...At age 23, became A.L.'s youngest LHP to begin season with at least eight straight wins exclusively as a starter since Boston's Babe Ruth in 1917 (8-0 at age 22). Pitched first career complete game and shutout, July 22 at Boston.
- ◆ Was on IL from July 31 - Sept. 2 with a left elbow strain.

## 2012

- ◆ During first full MLB season with **Rays**, ranked third on Tampa Bay's staff in wins (11), innings (177.1) and strikeouts (175).
- ◆ Was selected as Tampa Bay's Outstanding Rookie...Ranked second among MLB rookies in strikeouts to Yu Darvish (221) and T2nd among A.L. rookies in starts (31).
- ◆ Averaged 8.9 strikeouts per 9.0 innings, which ranked fifth among A.L. qualifiers.

## 2011

- ◆ Won Spink Award as Topps Minor League Player of the Year and was also selected as the Rays Minor League and Southern League Pitcher of the Year...Was selected to *Baseball America's* First Team minor league All-Star squad.
- ◆ Combined to go 12-3 with a 1.92 ERA (155.0 IP - 33 ER) with 210 strikeouts over 27 starts with Double-A **Montgomery** and Triple-A **Durham**.



- ◆ Finished second among all minor league pitchers in ERA, strikeouts, and opponent batting average (.184) and led with 12.2 SO/9.0 IP.
- ◆ Pitched a no-hitter for Montgomery, June 16 at Mobile, allowing two walks with 11 strikeouts.
- ◆ Pitched for US Team in All-Star Futures Game at Chase Field.
- ◆ Made Major League debut with **Rays**, Sept. 14 at Baltimore, allowing two earned runs in 1.1 relief innings... Fanned first two batters faced (J.J. Hardy and Nick Markakis).
- ◆ Pitched 5.0 scoreless innings with 11 strikeouts to win first start, Sept. 22 at New York (A.L.)...Set club strikeout record for a first Major League start; most by any A.L. pitcher since Oakland's Tim Hudson (11) on June 8, 1999.

## POSTSEASON SUMMARY

- ◆ Made postseason debut in **2011** with **Rays** and started Game 1 of ALDS at Texas, after having just one career big league start in the regular season...Issued two hits in 7.0 shutout innings to defeat Rangers, 9-0, becoming the first rookie in MLB history to pitch 7.0+ scoreless innings and allow two-or-fewer hits in a postseason game... Also allowed one hit, Adrian Beltre's third homer of the game, in 3.0 relief innings in Game 4.
- ◆ In **2013** with **Rays**, made two appearances (one start) in ALDS after not pitching in Wild Card Game vs. Indians... Lost Game 1 of ALDS at Boston (4.1 IP, 8 H, 8 R, 7 ER, 2 BB, 4 SO) and worked 2.0 scoreless relief innings in Game 4.
- ◆ Returned to postseason in **2016** with **Giants**...Did not appear in Wild Card Game vs. Mets...Started Game 4 of NLDS vs. Cubs and issued two hits and two runs (1 ER) with 10 strikeouts over 8.0 IP, but had no-decision as Cubs rallied for four runs in 9th inning to eliminate San Francisco...Was fifth pitcher in MLB history to allow two-or-fewer hits with 10+ strikeouts in a game in which his team faced postseason elimination.
- ◆ Was not eligible for **Marlins** postseason roster in **2023** after joining the organization as a waiver claim Sept. 19.

### WILD CARD TOTALS

Year	Club, Opp.	W-L	ERA	G	GS	CG	SHO	SV	IP	H	R	ER	BB	SO
2013	—TB, CLE						Did not pitch							
2016	—SF, NYM						Did not pitch							

### DIVISION SERIES TOTALS

Year	Club, Opp.	W-L	ERA	G	GS	CG	SHO	SV	IP	H	R	ER	BB	SO
2011	—TB, TEX	1-0	0.90	2	1	0	0	0	10.0	3	1	1	3	8
2013	—TB, BOS	0-1	9.95	2	1	0	0	0	6.1	9	8	7	3	7
2016	—SF, CHC	0-0	1.13	1	1	0	0	0	8.0	2	2	1	2	10
<b>Totals</b>		<b>1-1</b>	<b>3.33</b>	<b>5</b>	<b>3</b>	<b>0</b>	<b>0</b>	<b>0</b>	<b>24.1</b>	<b>14</b>	<b>11</b>	<b>9</b>	<b>8</b>	<b>25</b>

## NOTABLE MINOR LEAGUE AWARDS AND HONORS

- ◆ **2011** Spink Award (Topps Minor League Player of the Year)... Rays Minor League Pitcher of the Year...Southern League Pitcher of the Year...*Baseball America* Triple-A All-Star...Futures Game selection.
- ◆ **2010** Florida State League Post-Season All-Star...*Baseball America* Florida State League All-Star...*Topps* Class A All-Star...Florida State League Pitcher of the Week (June 14-20, July 19-25, July 25-Aug. 1, Aug. 23-29).
- ◆ **2009** South Atlantic League Pitcher of the Week (June 1-7).
- ◆ **2008** *Baseball America* Rookie All-Star.

## CAREER TRANSACTIONS

- ◆ June 7, 2007...Selected by **Devil Rays** in eighth round of First-Year Player Draft (signed July 6, 2007).
- ◆ Aug. 1, 2016...Traded by **Rays** to **Giants** for INF Matt Duffy, INF Lucius Fox and RHP Michael Santos.
- ◆ Dec. 15, 2017...Traded by **Giants** with cash considerations to **Rangers** for RHP Sam Wolff and RHP Israel Cruz.
- ◆ Dec. 4, 2018...Signed by **Tigers** to one-year contract.
- ◆ Dec. 26, 2019...Signed by **Fukuoka SoftBank Hawks** (NPB) to one-year contract.
- ◆ Feb. 3, 2021...Signed by **Phillies** to one-year contract.
- ◆ March 14, 2022...Signed by **Rangers** as minor league free agent.
- ◆ Feb. 16, 2023...Signed by **Angels** to one-year contract.
- ◆ Aug. 31, 2023...Claimed off waivers from **Angels** by **Guardians**.
- ◆ Sept. 19, 2023...Claimed off waivers from **Guardians** by **Marlins**.
- ◆ Jan. 27, 2024...Signed by **Angels** to one-year contract.

## PERSONAL/MISC

- ◆ Matthew Cody Moore.
- ◆ Matt and his wife, Anna, have three children, Luke, Mila and Zeke.
- ◆ Graduate of Moriarty HS (Moriarty, NM)...Named Gatorade's 2007 New Mexico Player of the Year...Is one of two MLB products from the school, along with Kyle Blanks.
- ◆ Had committed to play baseball at the University of New Mexico, before signing with Tampa Bay.

# 2024 LOS ANGELES ANGELS

- ◆ Was born in Florida, but his family moved from Fort Walton Beach to Kadena Air Force Base in Okinawa, Japan when he was six years old...Lived there for over five years before moving to New Mexico.
- ◆ Father, Marty, worked on special operations H53 helicopters for the Air Force for 25 years and currently works for the Department of Defense.
- ◆ Older brother, Bobby pitched and played outfield for the University of New Mexico from 2005-09.
- ◆ Originally signed by Rays scout Jack Powell.

## ALL-STAR GAME RECORD

Year	Club, Site	W-L	ERA	G	GS	CG	SHO	SV	IP	H	R	ER	BB	SO
2013	A-L., NYM	0-0	0.00	1	0	0	0	0	1.0	0	0	0	0	0

## MAJOR LEAGUE HITTING TOTALS

	AVG	AB	R	H	2B	3B	HR	RBI	SH	SF	HBP	BB	IBB	SO	SB	CS	GDP	SLG	OBP
CAREER	.087	104	5	9	0	0	0	5	11	0	0	2	0	47	0	0	3	.087	.104

## CAREER FIELDING

POS	PCT	G	PO	A	E	TC	DP
P	.933	318	40	113	11	164	7

## MOORE'S CAREER HIGHS

SEASON		GAME	
Wins	17 — 2013	SO	11 — 4 times; last, 9/27/16 vs. COL
Losses	15 — 2027	IP	9.0 — 7/22/13 at BOS
ERA	1.95 — 2022	R & ER	10 — 5/2/18 at CLE
IP	198.1 — 2016	BB	6 — 6 times; last, 7/1/17 at PIT
SO	178 — 2016	H	12 — 7/7/17 vs. MIA
Win Streak	9 — 9/29/12-5/19/13		



MOORE



9

# ZACH NETO

**BORN:** JAN. 31, 2001  
**BIRTHPLACE:** MIAMI, FL  
**MLB SERVICE:** 170 DAYS

**OPENING DAY AGE:** 23  
**RESIDES:** MIAMI, FL

**ACQUIRED:** SELECTED IN FIRST ROUND (13TH OVERALL) OF 2022 FIRST-YEAR PLAYER DRAFT

**SIGNED THRU:** 2024; UNDER CLUB CONTROL; 0/3 OPTIONS USED

INFIELDER

HEIGHT 6-0    WEIGHT 185    BATS R    THROWS R

## NETO'S LIFETIME PLAYING RECORD

Year	Club	AVG	G	AB	R	H	2B	3B	HR	RBI	SH	SF	HBP	BB	IBB	SO	SB	CS	GDP	SLG	OBP	E
2022	Tri-City	.200	7	25	2	5	0	1	1	4	0	0	2	4	0	4	1	0	0	.400	.355	1
	Rocket City	.320	30	122	22	39	9	0	4	23	0	1	5	8	0	29	4	2	4	.492	.382	10
2023	Rocket City	.444	7	27	10	12	1	0	3	10	0	0	1	6	1	8	3	0	0	.815	.559	1
	LAA	.225	84	289	38	65	17	0	9	34	1	3	16	20	0	77	5	1	5	.377	.308	7
	Salt Lake (1)	.308	4	13	5	4	1	0	2	3	0	0	2	1	0	4	0	0	0	.846	.438	0
<b>MAJOR TOTALS</b>		<b>.225</b>	<b>84</b>	<b>289</b>	<b>38</b>	<b>65</b>	<b>17</b>	<b>0</b>	<b>9</b>	<b>34</b>	<b>1</b>	<b>3</b>	<b>16</b>	<b>20</b>	<b>0</b>	<b>77</b>	<b>5</b>	<b>1</b>	<b>5</b>	<b>.377</b>	<b>.308</b>	<b>7</b>
<b>MINOR TOTALS</b>		<b>.321</b>	<b>48</b>	<b>187</b>	<b>39</b>	<b>60</b>	<b>11</b>	<b>1</b>	<b>10</b>	<b>40</b>	<b>0</b>	<b>1</b>	<b>10</b>	<b>19</b>	<b>1</b>	<b>45</b>	<b>8</b>	<b>2</b>	<b>4</b>	<b>.551</b>	<b>.410</b>	<b>12</b>

(1) rehab assignment

**Disabling Injuries:** 2023 — Left oblique strain; disabled June 15 - July 14  
 Low back inflammation; disabled Aug. 4 - Sept. 10

## 2023 SEASON

- ◆ Completed first Major League season with **Angels** in 2023...Missed 54 games across two IL stints.
- ◆ Contract selected by Angels April 15; Made MLB debut that day against Boston...First player from 2022 MLB Draft to make Major League debut.
- ◆ Received the Angels' 2023 Heart and Hustle Award presented by the MLBPA.
- ◆ Was first player in MLB history to be hit by seven pitches within first 15 career games...Was hit by a pitch in an franchise record four straight games (April 18-21).
- ◆ Was hit by pitches 16 times in 2023...His 11 HBP tied with Tim Lincecum for the most through a player's first 45 career games since at least 1901.
- ◆ Finished season with 17 multi-hit games...Had multiple extra base hits in back-to-back games on June 11-12; first Angels shortstop to do so since Gary Disarcina in 1995.
- ◆ Collected first MLB hit on April 17 against Brayan Bello (BOS)...First career HR came on May 9 against Framber Valdez (HOU).
- ◆ Scored walk-off run May 5 vs. Texas on a wild pitch in the 10th inning.
- ◆ Finished a triple away from first career cycle May 24 vs. Red Sox, and recorded first career game with three hits.
- ◆ Had career-long seven-game hit streak from July 15-27...Batted .250 (8/32) with seven runs, one double, two home runs, and five RBI during streak.
- ◆ Logged first career multi-homer game June 11 vs. Mariners.
- ◆ Recipient of Angels' 2023 Bob Feller Act of Valor Award.

## CAREER HIGHLIGHTS

- ◆ Made Major League debut on April 15, 2023 at Boston...First player from the 2022 MLB Draft to reach the Majors.
- ◆ Entered 2023 ranked by *Baseball America* as Angels #2 prospect...Also named on publication's Best Tools list for Angels organization as Best Hitter for Average and Best Defensive Infielder.
- ◆ Made professional debut July 30, 2022 for High-A Tri-City vs. Spokane.
- ◆ Selected as 13th overall pick in 2022 First-Year Player Draft...Joined three-time All-Star Frank Tanana (1971) and 10-year MLB veteran Casey Kotchman (2001) as Angels selections with the #13 pick.

## NOTABLE MINOR LEAGUE AWARDS AND HONORS

- ◆ 2023 Southern League Player of the Week (April 10)

## CAREER TRANSACTIONS

- ◆ July 17, 2022...Selected by **Angels** in first round (13th overall) of First-Year Player Draft (signed July 20, 2022).

# 2024 LOS ANGELES ANGELS

## PERSONAL/MISC

- ◆ Zachary Adam Neto (pronounced NET-oh)...On Twitter: @ZachNeto25.
- ◆ Played collegiately at Campbell University, where he amassed a .403 (152/377) career average in three years along with 40 doubles, five triples, 27 home runs and 108 RBI...Big South Player of the Year in 2021 and 2022.
- ◆ During 2021 Collegiate Summer season, played for Brewster Whitecaps in Cape Cod League and North Adams SteepleCats in New England Collegiate Baseball League.
- ◆ In 2020, played for Delray Beach Lightning in South Florida Collegiate Baseball League and led league in home runs (6) and batting average (.439).
- ◆ Prepped at Miami Coral Park Senior HS, where he was a three-time all-district team honoree after posting a career .407 average with 19 doubles, six triples, two home runs and 37 RBI.
- ◆ Originally signed by Angels scout Nick Gorneault.

## MISCELLANEOUS STATS

### TWO-HR GAMES (1)

June 11, 2023 vs. SEA

### CAREER FIELDING

POS	PCT	G	PO	A	E	TC	DP
SS	.979	84	114	205	7	326	43



NETO





# 14 LOGAN O'HOPPE

**BORN:** FEB. 9, 2000

**BIRTHPLACE:** WEST ISLIP, NY

**MLB SERVICE:** 1 YEAR, 8 DAYS

**ACQUIRED:** FROM PHILADELPHIA FOR OF BRANDON MARSH, AUG. 2, 2022

**SIGNED THRU:** 2024; UNDER CLUB CONTROL; 0/3 OPTIONS USED

**OPENING DAY AGE:** 24

**RESIDES:** SAYVILLE, NY

**CATCHER**

**HEIGHT** 6-2

**WEIGHT** 215

**BATS** R

**THROWS** R

## O'HOPPE'S LIFETIME PLAYING RECORD

Year	Club	AVG	G	AB	R	H	2B	3B	HR	RBI	SH	SF	HBP	BB	IBB	SO	SB	CS	GDP	SLG	OBP	E
2018	— Phillies (GCL)	.367	34	109	19	40	10	1	2	21	0	4	1	10	0	28	2	1	2	.532	.411	2
2019	— Williamsport	.216	45	162	20	35	12	2	5	26	0	3	0	12	0	49	3	0	7	.407	.266	6
2020	— <i>DID NOT PLAY — Participated at Phillies Alternate Training Site</i>																					
2021	— Jersey Shore	.270	85	318	43	86	17	2	13	48	0	6	4	30	0	63	6	3	2	.459	.335	5
	— Reading	.296	13	54	6	16	1	0	3	7	0	2	1	0	9	0	0	0	.481	.333	0	
	— Lehigh Valley	.190	6	21	2	4	1	0	1	3	0	0	0	2	0	4	0	0	.381	.261	1	
2022	— Reading	.275	75	262	48	72	11	1	15	45	0	2	11	41	1	52	6	2	3	.496	.392	4
	— Rocket City	.306	29	98	24	30	3	0	11	33	0	1	3	29	1	22	1	2	1	.673	.473	4
	— LAA	.286	5	14	1	4	0	0	0	2	0	0	0	2	0	3	0	0	.286	.375	0	
2023	— LAA	.236	51	182	23	43	6	0	14	29	0	1	2	14	0	48	0	1	4	.500	.296	2
	— Inland Empire (1)	.316	6	19	4	6	3	0	0	3	0	0	0	3	0	5	0	0	0	.474	.409	0
	— Salt Lake (1)	.600	2	5	3	3	0	0	0	1	0	0	0	1	0	1	0	0	0	.600	.667	0
<b>MAJOR TOTALS</b>		<b>.240</b>	<b>56</b>	<b>196</b>	<b>24</b>	<b>47</b>	<b>6</b>	<b>0</b>	<b>14</b>	<b>31</b>	<b>0</b>	<b>1</b>	<b>2</b>	<b>16</b>	<b>0</b>	<b>51</b>	<b>0</b>	<b>1</b>	<b>4</b>	<b>.485</b>	<b>.302</b>	<b>2</b>
<b>MINOR TOTALS</b>		<b>.279</b>	<b>295</b>	<b>1048</b>	<b>169</b>	<b>292</b>	<b>58</b>	<b>6</b>	<b>50</b>	<b>187</b>	<b>0</b>	<b>16</b>	<b>21</b>	<b>129</b>	<b>2</b>	<b>233</b>	<b>18</b>	<b>8</b>	<b>15</b>	<b>.489</b>	<b>.364</b>	<b>22</b>

(1) rehab assignment

**Disabling Injuries:** 2023 — Left shoulder inflammation; disabled April 21 - Aug. 18

## 2023 SEASON

- ◆ Made first Opening Day roster...Played in 51 games for **Angels** in first full Major League season.
- ◆ Became youngest (23 years, 49 days) Opening Day catcher in franchise history (previous was Buck Rodgers in 1962 (23 years, 237 days).
- ◆ Recorded first Major League home run on April 2 at OAK...Totaled six RBI in opening series at Oakland.
- ◆ Missed 103 games with left shoulder inflammation.
- ◆ Recorded a home run in back-to-back games Sept. 8-9 for first time in career.
- ◆ Tallied first career multi-homer game Sept. 11 at SEA.
- ◆ Finished month of September tied for first in A.L. with nine home runs...Led Angels with slugging (.587), OPS (.879), total bases (54), and runs (15).
- ◆ On September 30, tied Bengie Molina (2000) for second-most home runs in a season by an Angels rookie catcher with 14th homer of the year.
- ◆ Drew four walks October 1, first four-walk game of career; third Angel catcher (fourth occurrence) to log four free passes in a game.
- ◆ Collected two three-hit games (April 20 at NYY and Sept. 11 at SEA).

## CAREER HIGHLIGHTS

- ◆ Made Major League debut September 28, 2022 against Oakland.
- ◆ In 2023, became youngest Opening Day catcher in Angels history (23 years, 49 days).

## MAJOR LEAGUE SUMMARY

### 2022

- ◆ After starting the season in the **Phillies** organization, was acquired by the **Angels** Aug. 2 in exchange for OF Brandon Marsh...Became the Angels #1 prospect following mid-season trade.
- ◆ Made Major League debut Sept. 28 vs. Oakland...Became the second position player born after 2000 to debut for the Angels (Liván Soto)...Singled in first career plate appearance off Adrián Martínez...Logged hits in four of five big league games.

O'HOPPE

# 2024 LOS ANGELES ANGELS

- ◆ In 104 combined games in Double-A with **Rocket City** and **Reading**, batted .283 (102/360) with 26 home runs, 14 doubles, 78 RBI, and 196 total bases...With Rocket City, hit .306 (30/98) and led the Southern League in home runs, RBI, OBP, SLG, and OPS after joining the Club on August 4.

## NOTABLE MINOR LEAGUE AWARDS AND HONORS

- ◆ **2022** Futures Game Selection...Southern League Player of the Month (Sept.)...Eastern League Player of the Week (May 22).
- ◆ **2021** MiLB.com Organizational All-Star...Participated in Arizona Fall League...AFL Rising Stars Game...AFL Dernel Stenson Sportsmanship Award.
- ◆ **2019** New York-Penn League All-Star...Phillies Minor League Player of the Month (July)...New York-Penn League Player of the Week (July 28)... New York-Penn League Player of the Week (July 21).

## CAREER TRANSACTIONS

- ◆ June 6, 2018...Selected by **Phillies** in 23rd round of First-Year Player Draft.
- ◆ Aug. 2, 2022...Traded by **Phillies** to **Angels** for OF Brandon Marsh.

## PERSONAL/MISC

- ◆ Logan O’Hoppe (pronounced oh-HOP-ee)...On Twitter: @logan\_ohoppe).
- ◆ Was committed to playing collegiately at East Carolina University, his father’s alma mater...Named a 2018 Preseason Perfect Game All-American and All-Region Team...Posted a .467 average with three home runs and 22 RBI in 21 games his senior season...Named Catholic High School Athletic Association Player of the Year after netting the Triple Crown and leading high school to its first league championship since 2014...Recognized as the top High School catcher in the country with 2018 Gold Glove win.
- ◆ Originally signed by Phillies scout Alex Agostino.

## MISCELLANEOUS STATS

### TWO-HR GAMES (1)

Sept. 11, 2023 at SEA

### CAREER FIELDING

POS	PCT	G	PO	A	E	TC	DP	PB	CS	CS%
C	.996	54	454	11	2	467	1	3	5	13%



O'HOPPE



# 19 KYREN PARIS

**BORN:** NOV. 11, 2001  
**BIRTHPLACE:** BERKELEY, CA  
**MLB SERVICE:** 31 DAYS

**OPENING DAY AGE:** 22  
**RESIDES:** OAKLEY, CA

**ACQUIRED:** SELECTED IN SECOND ROUND OF 2019 FIRST-YEAR PLAYER DRAFT  
**SIGNED THRU:** 2024; UNDER CLUB CONTROL; 0/3 OPTIONS USED

INFIELDER

▶ HEIGHT 6-0 ▶ WEIGHT 180 ▶ BATS R ▶ THROWS R

## PARIS' LIFETIME PLAYING RECORD

Year	Club	AVG	G	AB	R	H	2B	3B	HR	RBI	SH	SF	HBP	BB	IBB	SO	SB	CS	GDP	SLG	OBP	E
2019	— Angels (AZL)	.300	3	10	4	3	1	0	0	2	0	0	0	3	0	4	0	0	0	.400	.462	2
2020	DID NOT PLAY - Participated at Angels Alternate Training Site																					
2021	— Inland Empire	.274	29	106	29	29	5	6	2	18	0	0	3	27	0	41	16	4	1	.491	.434	12
	Angels (ACL)	.357	5	14	3	5	0	0	1	1	0	0	0	1	0	3	2	0	0	.571	.400	0
	Tri-City	.231	13	52	6	12	2	1	1	6	0	0	1	2	0	20	4	0	2	.365	.273	4
2022	— Tri-City	.229	89	328	58	75	18	5	8	32	5	0	9	49	0	117	28	4	6	.387	.345	18
	Angels (ACL)	.143	2	7	1	1	0	0	1	2	0	0	0	2	0	3	0	0	0	.571	.333	0
	Rocket City	.359	14	39	11	14	2	0	3	8	0	0	2	10	0	14	5	0	0	.641	.510	1
2023	— Rocket City	.255	113	415	79	106	23	1	14	45	0	2	7	88	0	151	44	5	4	.417	.393	18
	LAA	.100	15	40	4	4	0	0	0	1	1	0	1	4	0	17	3	0	0	.100	.200	0
<b>MAJOR TOTALS</b>		<b>.100</b>	<b>15</b>	<b>40</b>	<b>4</b>	<b>4</b>	<b>0</b>	<b>0</b>	<b>0</b>	<b>1</b>	<b>1</b>	<b>0</b>	<b>1</b>	<b>4</b>	<b>0</b>	<b>17</b>	<b>3</b>	<b>0</b>	<b>0</b>	<b>.100</b>	<b>.200</b>	<b>0</b>
<b>MINOR TOTALS</b>		<b>.252</b>	<b>268</b>	<b>971</b>	<b>191</b>	<b>245</b>	<b>51</b>	<b>13</b>	<b>30</b>	<b>114</b>	<b>5</b>	<b>2</b>	<b>22</b>	<b>182</b>	<b>0</b>	<b>353</b>	<b>99</b>	<b>13</b>	<b>13</b>	<b>.424</b>	<b>.381</b>	<b>55</b>

Disabling Injuries: 2023 — Left thumb ligament tear; disabled Sept. 18 - end of season

## 2023 SEASON

- ◆ Contract selected by **Angels**, Sept. 1; played in 15 games across two Major League stints.
- ◆ Made Major League debut Sept. 1 at Oakland.
- ◆ Recorded first career Major League hit September 2 at OAK via a single off Paul Blackburn...First career RBI came on Sept. 7 vs. Cleveland with game-tying RBI single in 9th inning off Emmanuel Clase and scored winning run on Randal Grichuk walk-off single.
- ◆ Missed final 12 games of the season on injured list with a left thumb ligament tear.
- ◆ In 113 games for Double-A **Rocket City**, led team (min. 350 PA) in batting average, runs scored, doubles (tied), walks, stolen bases, on-base percentage, and OPS...Reached safely in each of last 29 games for Trash Pandas, tying the Rocket City record.
- ◆ Set Trash Pandas franchise record with 44 stolen bases in 2023...Is all-time Rocket City stolen bases leader (49).
- ◆ At the time of his promotion on Sept. 1, Paris was leading the Southern League in runs scored and walks... Finished season ranked second in the Southern League in walks (88), third in runs scored (79), fourth in stolen bases (44), sixth in OBP (.393), and 10th in total bases (173).
- ◆ Named Southern League All-Star and participated in SiriusXM Futures Game.

## CAREER HIGHLIGHTS

- ◆ Made Major League debut September 1, 2023 at Oakland.
- ◆ Enters 2024 ranked by *Baseball America* as Angels #4 overall prospect and #2 position player prospect...Was also named by the publication as having best strike-zone discipline in the Angels organization.
- ◆ Made professional debut with AZL Angels in 2019 at just 17 years old.

## NOTABLE MINOR LEAGUE AWARDS AND HONORS

- ◆ **2023** Futures Game Selection...Southern League Post-Season All-Star.
- ◆ **2022** Northwest League Player of the Week (Aug. 8)

PARIS



# 2024 LOS ANGELES ANGELS

## CAREER TRANSACTIONS

- ◆ June 3, 2019...Selected by **Angels** in second round of First-Year Player Draft (signed June 11, 2019).

## PERSONAL/MISC

- ◆ Kyren Terrell Paris...On Twitter: @kyren\_paris.
- ◆ 2023 marks first season as a non-roster invitee to Major League Spring Training.
- ◆ Missed nearly two months of 2021 season with a non-displaced fibula fracture.
- ◆ Did not play during 2020 season, but was part of Angels Player Pool and participated at Alternate Training Site in Long Beach.
- ◆ Limited to three games for AZL Angels in 2019 after breaking a hamate bone during batting practice.
- ◆ Committed to University of California, but elected to sign with Angels after being drafted in 2019.
- ◆ Graduate of Freedom HS (Oakley, CA), where he was a four-year varsity letterman...Completed his senior year with a .306 (16/62) batting average with 16 runs scored, three doubles, three triples, six RBI and 11 stolen bases.
- ◆ Originally signed by Angels scout Brian Tripp.

## CAREER FIELDING

POS	PCT	G	PO	A	E	TC	DP
SS	1.000	9	15	22	0	37	2
2B	1.000	2	1	0	0	1	0
OF	1.000	2	3	0	0	3	0







# 34 ZACH PLESAC



**BORN:** JAN. 21, 1995  
**BIRTHPLACE:** CROWN POINT, IN  
**MLB SERVICE:** 3 YEARS, 121 DAYS

**OPENING DAY AGE:** 29  
**RESIDES:** BRADENTON, FL

**ACQUIRED:** SIGNED AS FREE AGENT, JAN. 6, 2024  
**SIGNED THRU:** 2024; SIGNED ONE-YEAR CONTRACT; 2/3 OPTIONS USED

RHP

▶ HEIGHT 6-3 ▶ WEIGHT 220 ▶ BATS R ▶ THROWS R

## PLESAC'S LIFETIME PITCHING RECORD

Year	Club	W-L	ERA	G	GS	CG	GF	SHO	SV	IP	H	R	ER	HR	HB	BB	IBB	SO	WP	BK	BAA
2017	Mahoning Valley	0-1	1.38	8	7	0	0	0	0	26.0	14	4	4	0	3	8	0	31	2	3	.161
	Lake County	1-1	3.60	6	6	0	0	0	0	25.0	19	11	10	2	3	6	0	19	2	1	.211
2018	Lynchburg	8-5	4.04	22	22	1	0	1	0	122.2	124	63	55	8	3	33	0	111	8	3	.264
	Akron	3-1	2.45	4	4	0	0	0	0	22.0	19	6	6	1	1	4	0	21	2	0	.235
2019	Akron	1-1	0.96	6	6	0	0	0	0	37.1	23	4	4	0	0	6	0	34	0	1	.176
	Columbus	3-1	2.73	4	4	0	0	0	0	26.1	19	8	8	2	2	3	0	31	1	0	.198
	CLEVELAND	8-6	3.81	21	21	1	0	1	0	115.2	102	52	49	19	3	40	0	88	1	0	.237
2020	CLEVELAND	4-2	2.28	8	8	0	0	0	0	55.1	38	14	14	8	1	6	0	57	0	0	.191
2021	CLEVELAND	10-6	4.67	25	25	0	0	0	0	142.2	137	79	74	23	7	34	1	100	5	1	.248
	Akron (1)	0-1	5.79	2	2	0	0	0	0	4.2	5	4	3	1	0	2	0	6	0	0	.278
2022	CLEVELAND	3-12	4.31	25	24	0	0	0	0	131.2	136	74	63	19	5	38	0	100	4	0	.260
	Columbus (1)	1-0	0.00	1	1	0	0	0	0	5.0	2	0	0	0	0	0	0	5	0	0	.118
2023	CLEVELAND	1-1	7.59	5	5	0	0	0	0	21.1	37	20	18	3	0	5	0	14	0	0	.374
	Columbus	5-6	6.08	19	18	1	0	0	0	94.2	98	64	64	30	1	42	0	71	2	2	.268
<b>MAJOR TOTALS</b>		<b>26-27</b>	<b>4.20</b>	<b>84</b>	<b>83</b>	<b>1</b>	<b>0</b>	<b>1</b>	<b>0</b>	<b>466.2</b>	<b>450</b>	<b>239</b>	<b>218</b>	<b>72</b>	<b>16</b>	<b>123</b>	<b>1</b>	<b>359</b>	<b>10</b>	<b>1</b>	<b>.249</b>
<b>MINOR TOTALS</b>		<b>22-17</b>	<b>3.81</b>	<b>72</b>	<b>70</b>	<b>2</b>	<b>0</b>	<b>1</b>	<b>0</b>	<b>363.2</b>	<b>323</b>	<b>164</b>	<b>154</b>	<b>44</b>	<b>13</b>	<b>104</b>	<b>0</b>	<b>329</b>	<b>17</b>	<b>10</b>	<b>.239</b>

(1) rehab assignment

**Disabling Injuries:** 2022 — Right hand fracture; disabled Aug. 30 - Sept. 30  
 2021 — Right thumb fracture; disabled May 24 - July 7

## 2023 SEASON

- ◆ Made third career Opening Day roster with **Cleveland**.
- ◆ Tossed seven innings and surrendered two runs on five hits, one walk, and six strikeouts in longest Major League start of the season on April 9 vs. SEA.
- ◆ Optioned to Triple-A **Columbus** on May 4, where he spent the rest of the season, posting a 6.08 ERA (94.2 IP - 64 ER) across 19 outings (18 starts).
- ◆ Pitched a complete game (7 inn.) in the first leg of a doubleheader against the Iowa Cubs on May 6 in first appearance since being optioned (7.0 IP, 3 H, 1 ER, 2 BB, 6 SO).

## MAJOR LEAGUE SUMMARY

### 2022

- ◆ Made second career Opening Day roster with **Cleveland**.
- ◆ Missed 30 games on the injured list with a fractured right hand suffered on Aug. 27 at Seattle...Made rehab start at Triple-A **Columbus** on Sept. 21.
- ◆ Rattled off a career-high seven consecutive quality starts from May 30 - July 4, going 1-2 with a 2.14 ERA (36.0 IP - 10 ER) in that span; marked the sixth-lowest qualified ERA among A.L. hurlers over that stretch...The streak was the club's second-longest in 2022, only eclipsed by Shane Bieber's 11 straight quality starts from July 29 - Sept. 22.
- ◆ Posted a 2.10 ERA (30 IP - 7 ER) in June, the third-lowest ERA in the A.L. that month behind Shane McCannan (1.36) and Justin Verlander (2.04)...Had a 2.79 ERA (67.2 IP - 21 ER) in 13 games (12 starts) vs. the A.L. Central despite a 1-5 record.
- ◆ Worked in relief for the first time in his career in his final regular season outing, Oct. 4 vs. KC, and pitched a perfect 6th inning on just six pitches.

PLESAC

# 2024 LOS ANGELES ANGELS

## 2021

- ◆ Made first career Opening Day roster with **Cleveland**.
- ◆ Led Club with 25 starts and ranked second in wins (10) and innings pitched (142.2 IP)...Among A.L. pitchers, finished 10th in the league in second-half innings (80.0) and wins (6).
- ◆ Became first pitcher in MLB history to start three games in a season (9/7, 4/14, and 5/7) in which his team was no-hit...CLE was shut out four times during his starts and averaged 4.77 runs of support per nine innings in games Plesac pitched.
- ◆ Suffered a broken right thumb after start on May 23 vs. MIN...Made two rehab starts with Double-A **Akron** and was activated prior to his start vs. KC on July 8.
- ◆ Did not post a losing decision from April 26 - July 28 (10 starts), and posted a 3.50 ERA (61.2 IP - 24 ER) during the span...Won a career-high five straight decisions from May 2 - July 28...Posted a 20.2 scoreless inning streak from May 2 - May 13, a career-best and the longest by a CLE SP in 2021.
- ◆ Allowed a home run in 12 straight starts from May 13 - Aug. 24, the second-longest streak in franchise history (Josh Tomlin, 15 straight starts in 2016).

## 2020

- ◆ Recalled by **Cleveland** on July 25 and made season debut against White Sox on July 29...In season debut, became the seventh pitcher in franchise history to work 8.0+ IP with 11+ SO, three-or-fewer hits, and zero walks; first since Shane Bieber on June 30, 2019 at BAL.
- ◆ Among pitchers with at least 50 IP in 2020, led Majors with 9.5 SO:BB ratio, ranked third in A.L. in ERA (2.28), and fifth in A.L. in batting average against (.191).
- ◆ Tied for ninth in the A.L. in quality starts (6) despite spending 21 days at the Alternate Training Site (Aug. 11-31), due to a team-related infraction.
- ◆ Tossed an immaculate inning in the 2nd frame of Sept. 18 start vs. DET, striking out Jorge Bonifacio, Niko Goodrum, and Austin Romine on nine pitches.
- ◆ A.L. Gold Glove finalist at pitcher.

## 2019

- ◆ Contract selected by **Cleveland** on May 28; Made Major League debut that night at Boston (5.1 IP, 4 H, 1 ER, 1 BB, 2 SO).
- ◆ Ranked third in A.L. amongst rookies in wins (8), seventh in IP (115.2), and 10th in ERA (3.81).
- ◆ Recorded his first career complete game and shutout Sept. 10 at LAA, becoming the first Cleveland rookie pitcher to record a shutout since Jeremy Sowers threw two shutouts in 2006, and the third rookie pitcher to accomplish the feat in 2019.
- ◆ Picked off six runners, all at first base, the most in the Majors...His six pickoffs were the most by a Cleveland rookie pitcher since 1974 and the most in the Majors by a rookie since 2013...Became the first pitcher to pick off at least one baserunner in each of his first two career Major League starts since CHC's Geremi Gonzalez in 1997, and is one of 9 pitchers to accomplish the feat since 1908.
- ◆ Threw 7.0+ innings and allowed two-or-fewer earned runs in four of his first six career starts, becoming the first Cleveland pitcher to do so since John Farrell in 1987.

## POSTSEASON SUMMARY

- ◆ Made postseason debut in **2022** with **Cleveland** in American League Division Series against Yankees, and pitched a scoreless inning of relief in Game 4.

### DIVISION SERIES TOTALS

Year	Club, Opp.	W-L	ERA	G	GS	CG	SHO	SV	IP	H	R	ER	BB	SO
2022	CLE, NYY	0-0	0.00	1	0	0	0	0	1.0	0	0	0	0	2

## NOTABLE MINOR LEAGUE AWARDS AND HONORS

- ◆ **2023** International League Pitcher of the Week (Sept. 10).

## CAREER TRANSACTIONS

- ◆ June 11, 2016...Drafted by **Cleveland** in 12th round of 2016 First-Year Player Draft (signed June 22, 2016).
- ◆ Jan. 6, 2024...Signed by **Angels** to one-year contract.

## PERSONAL/MISC

- ◆ Zach Robert Plesac...On Twitter: @ZPlesac.
- ◆ Nickname is Sac.
- ◆ Joined his uncle Dan Plesac in collecting their first Major League wins vs. the Yankees, and their first losses against the White Sox.
- ◆ Supports the Boys & Girls Club of Cleveland through his foundation, Plesac's Pals, focusing on promoting a healthy lifestyle through yoga, outdoor activities, and educational programs for Cleveland-area youth.
- ◆ Three-year letter winner at Crown Point HS (IN) where he also played basketball and football...Set a school record for most receptions in a single season.
- ◆ Played three seasons at Ball State, earning 2014 MAC Freshman of the Year honors, Collegiate Baseball National Freshman Pitcher of the Year honors and all-MAC...Also named Louisville Slugger All-America Third Team...At one point in sophomore year threw four straight complete games...Junior year was cut short due to reconstructive right elbow surgery in early May...Also made 27 starts as a position player for the Cardinals.
- ◆ Uncle, Dan, appeared in 1,064 games over 18 seasons from 1986-2003 (Brewers, Cubs, Pirates, Blue Jays, Diamondbacks, Phillies), ranking seventh all-time in career games pitched.
- ◆ Favorite movie is *Savages (2012)*...Favorite music artist is Drake...Favorite athlete is Allen Iverson...Favorite road stadium is T-Mobile Park (SEA)...Favorite TV show is *1883*.
- ◆ Likes to travel and golf in his free time.
- ◆ Originally signed by Cleveland scout Junie Melendez.

## CAREER FIELDING

POS	PCT	G	PO	A	E	TC	DP
P	.942	84	43	54	6	103	3

## PLESAC'S CAREER HIGHS

	SEASON	SO	GAME
Wins	10 — 2021	SO	11 — Twice; last, 9/18/20 at DET
Losses	12 — 2022	IP	9.0 — 9/10/19 at LAA
ERA	2.28 — 2020	R	7 — 3 times; last, 5/24/22 at HOU
IP	142.2 — 2021	ER	7 — Twice; last, 5/24/22 at HOU
SO	100 — 2022 & 2021	BB	5 — Twice; last, 8/4/22 vs. HOU
		H	10 — Twice; last, 4/22/23 (2) vs. MIA





## 15 DREW POMERANZ

**BORN:** NOV. 22, 1988

**BIRTHPLACE:** MEMPHIS, TN

**MLB SERVICE:** 11 YEARS, 13 DAYS

**ACQUIRED:** SIGNED AS MINOR LEAGUE FREE AGENT, FEB. 14, 2024

**SIGNED THRU:** 2024; SIGNED ONE-YEAR CONTRACT

**OPENING DAY AGE:** 35

**RESIDES:** COLLIERVILLE, TN

LHP

▶ HEIGHT 6-6 ▶ WEIGHT 250 ▶ BATS R ▶ THROWS R

### NON-ROSTER INVITEE

### POMERANZ'S LIFETIME PITCHING RECORD

Year	Club	W-L	ERA	G	GS	CG	GF	SHO	SV	IP	H	R	ER	HR	HB	BB	IBB	SO	WP	BK	BAA
2011	Kinston	3-2	1.87	15	15	0	0	0	0	77.0	56	22	16	2	1	32	0	95	6	0	.202
	Akron	0-1	2.57	3	3	0	0	0	0	14.0	10	4	1	0	0	6	0	17	0	0	.200
	Tulsa	1-0	0.00	2	2	0	0	0	0	10.0	2	0	0	0	0	0	0	7	0	0	.063
	COLORADO	2-1	5.40	4	4	0	0	0	0	18.1	19	11	11	0	1	5	0	13	1	0	.271
2012	Tulsa	0-0	0.00	1	1	0	0	0	0	4.0	4	0	0	0	1	1	0	4	1	0	.235
	Colorado Springs	4-4	2.51	9	9	0	0	0	0	46.2	52	23	13	2	0	20	0	46	0	0	.274
	COLORADO	2-9	4.93	22	22	0	0	0	0	96.2	97	57	53	14	4	46	2	83	8	1	.261
2012	Tulsa	0-1	11.81	1	1	0	0	0	0	5.1	10	7	7	2	0	1	0	5	0	0	.400
	Colorado Springs	8-1	4.20	15	15	0	0	0	0	85.2	83	40	40	6	3	33	0	96	3	0	.256
	COLORADO	0-4	6.23	8	4	0	0	0	0	21.2	25	15	15	4	1	19	1	19	0	0	.301
2014	Sacramento (1)	3-1	3.69	8	8	0	0	0	0	46.1	45	19	19	6	0	17	1	54	2	0	.260
	OAKLAND	5-4	2.35	20	10	0	4	0	0	69.0	51	22	18	7	1	26	0	64	0	0	.204
2015	Stockton (1)	0-0	0.00	1	0	0	0	0	0	2.0	0	0	0	0	0	0	0	3	0	0	.000
	OAKLAND	5-6	3.66	53	9	0	9	3	3	86.0	71	44	35	8	3	31	1	82	2	0	.226
2016	SAN DIEGO	8-7	2.47	17	17	0	0	0	0	102.0	67	30	28	8	1	41	2	115	7	0	.184
	BOSTON	3-5	4.59	14	13	0	1	0	0	68.2	70	35	35	14	0	24	1	71	3	0	.262
2017	BOSTON	17-6	3.32	32	32	0	0	0	0	173.2	166	69	64	19	4	69	0	174	6	0	.252
2018	Portland (1)	1-0	3.38	1	1	0	0	0	0	5.1	4	2	2	1	0	3	0	4	0	0	.211
	Pawtucket (1)	0-2	5.49	5	5	0	0	0	0	19.2	16	12	12	7	0	13	0	12	1	0	.225
	BOSTON	2-6	6.08	26	11	0	5	0	0	74.0	87	53	50	12	4	44	1	66	4	1	.297
2019	SAN FRANCISCO	2-9	5.68	21	17	0	0	0	0	77.2	89	51	49	17	4	36	0	92	1	1	.285
	MILWAUKEE	0-1	2.39	25	1	0	4	2	2	26.1	16	7	7	4	0	8	0	45	0	0	.176
2020	SAN DIEGO	1-0	1.45	20	0	0	5	0	4	18.2	9	3	3	1	0	10	0	29	0	0	.145
2021	SAN DIEGO	1-0	1.75	27	0	0	2	0	0	25.2	19	6	5	2	0	10	1	30	1	0	.211
2022	Padres (ACL) (1)	0-0	0.00	1	1	0	0	0	0	1.0	0	0	0	0	0	0	0	2	0	0	.000
	Lake Elsinore (1)	0-0	4.50	2	1	0	0	0	0	2.0	3	1	1	0	0	0	0	2	0	0	.375
	El Paso (1)	0-0	16.20	2	0	0	0	0	0	1.2	1	3	3	1	0	3	0	2	0	0	.167
2023	Lake Elsinore (1)	0-0	0.00	3	2	0	0	0	0	3.0	0	0	0	0	0	0	0	4	0	0	.000
	El Paso (1)	0-1	30.38	4	0	0	0	0	0	2.2	8	9	9	1	0	5	0	2	0	0	.500
<b>MAJOR TOTALS</b>		<b>48-58</b>	<b>3.91</b>	<b>289</b>	<b>140</b>	<b>0</b>	<b>30</b>	<b>0</b>	<b>9</b>	<b>858.1</b>	<b>786</b>	<b>403</b>	<b>373</b>	<b>110</b>	<b>23</b>	<b>369</b>	<b>9</b>	<b>883</b>	<b>33</b>	<b>3</b>	<b>.244</b>
<b>A.L. TOTALS</b>		<b>32-27</b>	<b>3.86</b>	<b>145</b>	<b>75</b>	<b>0</b>	<b>19</b>	<b>0</b>	<b>3</b>	<b>471.1</b>	<b>445</b>	<b>223</b>	<b>202</b>	<b>60</b>	<b>12</b>	<b>194</b>	<b>3</b>	<b>457</b>	<b>15</b>	<b>1</b>	<b>.250</b>
<b>N.L. TOTALS</b>		<b>16-31</b>	<b>3.98</b>	<b>144</b>	<b>65</b>	<b>0</b>	<b>11</b>	<b>0</b>	<b>6</b>	<b>387.1</b>	<b>341</b>	<b>180</b>	<b>171</b>	<b>50</b>	<b>11</b>	<b>175</b>	<b>6</b>	<b>426</b>	<b>18</b>	<b>2</b>	<b>.236</b>
<b>MINOR TOTALS</b>		<b>20-13</b>	<b>3.47</b>	<b>73</b>	<b>64</b>	<b>0</b>	<b>0</b>	<b>0</b>	<b>0</b>	<b>326.1</b>	<b>294</b>	<b>142</b>	<b>126</b>	<b>29</b>	<b>5</b>	<b>134</b>	<b>1</b>	<b>355</b>	<b>13</b>	<b>0</b>	<b>.240</b>

(1) rehab assignment

- Disabling Injuries:** **2023** — Left elbow/flexor strain; injured Mar. 30 (retro to Mar. 27) - end of season  
**2022** — Recovery from left forearm surgery; injured Mar. 28 - end of season  
**2021** — Left forearm inflammation injured Aug. 11 - end of season  
 Left forearm inflammation; injured July 9 - July 17  
 Left shoulder impingement; injured May 13 - June 29  
**2020** — Left shoulder strain; injured Aug. 21 (retro to Aug. 19) - Aug. 29  
**2019** — Left lat strain; disabled May 9 - 19  
**2018** — Left biceps tendinitis; disabled June 5 (retro to June 2) - July 24  
 Left forearm flexor strain; disabled Mar. 26 - Apr. 20  
**2017** — Left forearm flexor strain; disabled Mar. 30 - Apr. 11  
**2015** — Sprained left shoulder AC joint; disabled May 20 - June 3  
**2013** — Left bicep tendinitis; disabled July 26 (retro to July 23) - Sept. 6

POMERANZ



## 2023 SEASON

- ◆ Spent full year on **Padres** injured list with left elbow/flexor strain.
- ◆ Joined Single-A **Lake Elsinore** on rehab assignment April 18... pitched in two games before continuing rehab assignment with one appearance at Triple-A **El Paso**, April 25.
- ◆ Returned from rehab assignment and remained on IL until next rehab outing, Aug. 25 for Lake Elsinore (1 IP)... Finished year with three relief outings for El Paso.

## CAREER HIGHLIGHTS

- ◆ Member of Red Sox 2018 World Series Championship team.
- ◆ Selected as a National League All-Star in 2016 with Padres.
- ◆ In 2020 with Padres, did not allow a run until final regular season outing, Sept. 25 at Giants...Began year with 18.0 inning scoreless streak, spanning 19 appearances in relief.
- ◆ In 2017 with Red Sox, set career highs in starts (32), wins (17) and innings pitched (173.2)...Led Majors in starts allowing two-or-fewer runs with 23...Also pitched 5+ innings and allowed two-or-fewer ER in 20 starts.
- ◆ Made MLB debut in relief with Rockies, Sept. 11, 2011 vs. Reds (GS, 5 IP, 2 H, 2 BB, 2 SO)...Became seventh starting pitcher in Colorado history to win his debut and third to do so without allowing a run.
- ◆ Selected to U.S. Team for the 2011 All-Star Futures Game at Chase Field in Arizona...Named a Carolina League Mid-Season and Post-Season All-Star for Kinston (A).

## POSTSEASON SUMMARY

- ◆ Has reached postseason in five seasons of career, totaling nine games (one start)...Did not allow an earned run in seven of eight postseason relief outings...Member of Red Sox 2018 Championship team.
- ◆ Made postseason debut in **2016** with **Red Sox** and totaled two appearances as a reliever in ALDS vs. Cleveland... Recorded 2.1 scoreless innings of relief in Game 1 (3 H, BB, 5 SO) and also appeared in Game 3 (1.1 IP, 2 ER).
- ◆ Started Game 2 of **2017** ALDS for **Red Sox** at Houston (L; 2.0+ IP, 5 H, 4 ER, 1 BB, 1 SO).
- ◆ In **2018** with **Red Sox**, was not on postseason roster for ALDS or ALCS...Was added to roster for World Series, but did not pitch in series vs. Dodgers.
- ◆ Pitched 2.0 perfect innings in relief for **Brewers** in **2019** Wild Card Game against Washington.
- ◆ Did not allow an earned in all five postseason appearances in **2020** with **Padres**...Appeared in all three games of Wild Card Series vs. Cardinals, totaling 3.0 innings and allowing two runs (both unearned)...Turned in scoreless outings (1.0 IP) in each of two NLDS appearances vs. Dodgers.

### WILD CARD SERIES TOTALS

Year	Club, Opp.	W-L	ERA	G	GS	CG	SHO	SV	IP	H	R	ER	BB	SO
2019	— MIL, WAS	0-0	0.00	1	0	0	0	0	2.0	0	0	0	0	2
2020	— SD, STL	0-0	0.00	3	0	0	0	0	3.0	1	2	0	1	2
<b>Totals</b>		<b>0-0</b>	<b>0.00</b>	<b>4</b>	<b>0</b>	<b>0</b>	<b>0</b>	<b>0</b>	<b>5.0</b>	<b>1</b>	<b>2</b>	<b>0</b>	<b>1</b>	<b>4</b>

### DIVISION SERIES TOTALS

Year	Club, Opp.	W-L	ERA	G	GS	CG	SHO	SV	IP	H	R	ER	BB	SO
2016	— BOS, CLE	0-0	4.91	2	0	0	0	0	3.2	4	2	2	2	7
2017	— BOS, HOU	0-1	18.00	1	1	0	0	0	2.0	5	4	4	1	1
2020	— SD, LAD	0-0	0.00	2	0	0	0	0	1.0	2	0	0	2	2
<b>Totals</b>		<b>0-0</b>	<b>8.10</b>	<b>5</b>	<b>1</b>	<b>0</b>	<b>0</b>	<b>0</b>	<b>6.2</b>	<b>11</b>	<b>6</b>	<b>6</b>	<b>5</b>	<b>10</b>

### WORLD SERIES TOTALS

Year	Club, Opp.	W-L	ERA	G	GS	CG	SHO	SV	IP	H	R	ER	BB	SO
2018	— BOS, LAD													

*Did not pitch*

## CAREER TRANSACTIONS

- ◆ June 7, 2007...Selected by **Rangers** in 12th round of First-Year Player Draft (did not sign).
- ◆ June 7, 2010...Selected by **Indians** in first round (5th overall) of First-Year Player Draft (signed Aug. 16, 2010).
- ◆ Aug. 16, 2011...Traded by **Indians** (as PTBNL from July 30, 2011 trade) with RHP Joe Gardner, OF Matt McBride and RHP Alex White to **Rockies** for RHP Ubaldo Jiménez.
- ◆ Dec. 10, 2013...Traded by **Rockies** to **Athletics** for LHP Brett Anderson.
- ◆ Dec. 2, 2015...Traded by **Athletics** with LHP José Torres and a PTBNL (OF Jabari Blash) to **Padres** for LHP Marc Rzepczynski and INF Yonder Alonso.
- ◆ July 14, 2016...Traded by **Padres** to **Red Sox** for RHP Anderson Espinoza.
- ◆ Jan. 23, 2019...Signed by **Giants** to one-year contract.
- ◆ July 31, 2019...Traded by **Giants** with RHP Ray Black to **Brewers** for OF Mauricio Dubón.
- ◆ Nov. 27, 2019...Signed by **Padres** to four-year contract.
- ◆ Feb. 14, 2024...Signed by **Angels** as minor league free agent.

## PERSONAL/MISC

- ◆ Thomas Andrew Pomeranz...On Instagram: @drewpomeranz.
- ◆ Married Carolyn Esserman in November 2016...Couple welcomed first child, Tate Andrew, in February 2021.
- ◆ Elected to play college baseball for University of Mississippi after being selected by Texas in 12th round of 2007 (did not sign)...Named a 2005 Freshman All-American, an All-SEC Freshman and received SEC Pitcher of the Year honors...As a junior, earned All-America honors from the National Collegiate Baseball Writers Association.
- ◆ Received Cellular South Ferriss Trophy (now known as the C Spire Ferriss Trophy) in 2010, which is awarded annually to Mississippi's top collegiate baseball player.
- ◆ Older brother, Stuart, was signed by Cardinals as a second round selection in 2003 First-Year Player Draft...His father, Mike, lettered four years at Ole Miss..His uncle, Pat, also lettered four years at Ole Miss and was selected by Chicago (A.L.) in 18th round of the 1983 First-Year Player Draft.
- ◆ Pitched for United States Collegiate National Team in the 2009 World Baseball Challenge...Threw a one-hitter in Championship game against the German National team...Finished 2009 World Baseball Challenge with a 4-1 record, a 1.75 ERA (25.2 IP - 5 ER) and a team-leading 48 strikeouts.
- ◆ Signed by Cleveland scout Chuck Bartlett.



## MICHELLE CAREW COMMUNITY COURTYARD

Dedicated Sept. 17, 1999

The Michelle Carew Community Courtyard features a bronze statue bust of Michelle with the family's Rottweiler dog Hunter. The statue is placed in the Angel Stadium perimeter plaza, located just inside Gate 3.

Michelle Carew passed away April 17, 1996 at the age of 18 after a courageous battle with leukemia. Michelle, daughter of former Angel and Hall of Famer Rod Carew, became ill Sept. 10, 1995 and was diagnosed with acute non-lymphocytic leukemia (ANLL), Sept. 18. In the months that followed, the Carew family went on a nationwide publicity campaign that generated more than 70,000 phone calls to the National Bone Marrow Program. As a result, phone calls from minorities more than doubled weekly, and overall donor registration increased by 33 percent.

*INSCRIPTION: This courtyard was dedicated September 17th 1999 in loving memory of Michelle Carew. Her spirited battle against leukemia raised awareness of the National Marrow Donor Program throughout this country. In the process, her legacy has saved countless lives. "When she went to sleep, she woke up the world."*





# 65 JOSÉ QUIJADA

▶ BORN: NOV. 9, 1995      OPENING DAY AGE: 28  
 BIRTHPLACE: CARIPITO, VZ      RESIDES: CARIPITO, VZ  
 MLB SERVICE: 3 YEARS, 46 DAYS  
 ACQUIRED: CLAIMED OFF WAIVERS FROM MIAMI, FEB. 10, 2020  
 SIGNED THRU: 2024; UNDER CLUB CONTROL; 3/3 OPTIONS USED

▶ LHP

▶ HEIGHT 5'11    ▶ WEIGHT 215    ▶ BATS L    ▶ THROWS L

## QUIJADA'S LIFETIME PITCHING RECORD

Year	Club	W-L	ERA	G	GS	CG	GF	SHO	SV	IP	H	R	ER	HR	HB	BB	IBB	SO	WP	BK	BAA
2014	— Marlins (DSL)	5-5	2.91	16	8	0	2	0	1	74.1	69	30	24	2	3	23	2	66	9	0	.245
2015	— Marlins (GCL)	0-0	0.00	8	1	0	6	0	3	8.0	1	0	0	0	0	1	0	7	0	0	.038
2016	— Greensboro	3-0	1.32	19	0	0	8	0	2	34.0	17	5	5	1	2	7	0	44	0	1	.148
	Jupiter	2-2	4.41	9	0	0	0	0	0	16.1	13	8	8	1	0	3	0	25	0	0	.220
2017	— Jupiter	5-1	2.27	32	0	0	12	0	1	47.2	40	15	12	3	0	13	2	53	3	0	.225
	Jacksonville	0-0	9.00	7	0	0	2	0	0	8.0	12	8	8	2	2	7	0	6	0	0	.333
2018	— Jacksonville	0-2	2.42	17	0	0	7	0	4	22.1	13	6	6	1	1	7	0	29	0	0	.171
	New Orleans	2-4	3.32	27	0	0	9	0	3	40.2	24	17	15	2	0	22	0	52	1	0	.171
2019	— New Orleans	1-0	4.30	22	0	0	9	0	4	29.1	27	18	14	5	3	12	0	35	2	0	.237
	MIAMI	2-3	5.76	34	0	0	9	0	1	29.2	27	20	19	10	4	26	3	44	2	0	.239
2020	— LAA	0-1	7.36	6	0	0	1	0	0	3.2	6	4	3	1	1	2	0	6	0	0	.375
2021	— Salt Lake	3-1	1.53	22	0	0	13	0	1	29.1	17	8	5	2	0	11	0	37	0	0	.163
	LAA	0-2	4.56	26	0	0	2	0	0	25.2	20	14	13	2	1	15	1	38	1	1	.213
2022	— LAA	0-5	3.98	42	0	0	11	0	3	40.2	25	19	18	5	2	21	4	52	1	0	.172
	Inland Empire (1)	0-0	0.00	3	0	0	0	0	0	3.0	1	0	0	0	0	1	0	5	0	0	.100
2023	— LAA	0-1	6.00	10	0	0	4	0	4	9.0	8	7	6	0	2	3	0	8	0	0	.222
<b>MAJOR TOTALS</b>		<b>2-12</b>	<b>4.89</b>	<b>118</b>	<b>0</b>	<b>0</b>	<b>27</b>	<b>0</b>	<b>8</b>	<b>108.2</b>	<b>86</b>	<b>64</b>	<b>59</b>	<b>18</b>	<b>10</b>	<b>67</b>	<b>8</b>	<b>148</b>	<b>4</b>	<b>1</b>	<b>.213</b>
<b>A.L. TOTALS</b>		<b>0-9</b>	<b>4.56</b>	<b>84</b>	<b>0</b>	<b>0</b>	<b>18</b>	<b>0</b>	<b>7</b>	<b>79.0</b>	<b>59</b>	<b>44</b>	<b>40</b>	<b>8</b>	<b>6</b>	<b>41</b>	<b>5</b>	<b>104</b>	<b>2</b>	<b>1</b>	<b>.203</b>
<b>N.L. TOTALS</b>		<b>2-3</b>	<b>5.76</b>	<b>34</b>	<b>0</b>	<b>0</b>	<b>9</b>	<b>0</b>	<b>1</b>	<b>29.2</b>	<b>27</b>	<b>20</b>	<b>19</b>	<b>10</b>	<b>4</b>	<b>26</b>	<b>3</b>	<b>44</b>	<b>4</b>	<b>0</b>	<b>.239</b>
<b>MINOR TOTALS</b>		<b>21-15</b>	<b>2.79</b>	<b>182</b>	<b>9</b>	<b>0</b>	<b>68</b>	<b>0</b>	<b>19</b>	<b>313.0</b>	<b>234</b>	<b>115</b>	<b>97</b>	<b>19</b>	<b>11</b>	<b>107</b>	<b>4</b>	<b>359</b>	<b>15</b>	<b>1</b>	<b>.205</b>

(1) rehab assignment

Disabling Injuries: 2023 — Left elbow inflammation; disabled April 29 - end of season  
 2022 — Right oblique strain; disabled April 10 (retro to April 8) - May 29

## 2023 SEASON

- ◆ Made second career Opening Day roster with **Angels**...Pitched in 10 games and went 0-1 with a 6.00 ERA (9 IP - 6 ER)...Converted four of five save opportunities in 2023.
- ◆ Began year with 8.0 scoreless IP across first eight appearances.
- ◆ Missed final 135 games after being placed on injured list with left elbow inflammation on April 29.

## MAJOR LEAGUE SUMMARY

### 2022

- ◆ Tied for second among **Angels** relievers with 52 strikeouts while ranking fourth on team with 42 appearances.
- ◆ Held opponents to a .172 (25/145) average, which ranked seventh among all American League pitchers (min. 40 IP)...Left-handers were held to a .115 (6/52) clip.
- ◆ During a 17-game stretch from June 2 - July 26, pitched to a 1.53 ERA (17.2 IP - 3 ER) with 22 strikeouts.
- ◆ Opponents batted .136 (3/22) against his offspeed pitches.
- ◆ Ranked fourth in A.L., holding opponents to a .143 (8/56) average with runners in scoring position (min. 50 AB).
- ◆ Missed 47 games on injured list (right oblique strain) after exiting season debut, Apr. 7 vs. HOU following his first batter faced...Pitched in three games on a rehab assignment with Low-A **Inland Empire**.

QUIJADA

# 2024 LOS ANGELES ANGELS

## 2021

- ◆ Split year between **Angels** (26 G) and Triple-A **Salt Lake** (22 G)...Pitched in one game during each of first three stints with Angels, before spending final two months of year in Majors following fourth strike promotion July 30.
- ◆ While with Salt Lake, did not allow a run in 18 of 22 appearances and averaged 11.4 strikeouts per nine innings (29.1 IP - 37 SO).
- ◆ Ranked sixth among A.L. pitchers (min. 25 IP) with a 13.32 strikeout per nine innings rate (25.2 IP - 38 SO).
- ◆ Following final big league call-up, allowed one run in 9.1 innings across first 10 appearances (0.96 ERA).
- ◆ Entered back-to-back games (Sept. 29 at Texas & Oct. 1 at Seattle) with no outs and two runners on base and struck out all three batters faced both times.

## 2020

- ◆ Spent majority of season at **Alternate Training Site**...Made **Angels** debut Aug. 29 vs. Seattle, retiring his two batters faced.
- ◆ Allowed one earned run through first five appearances (3.1 IP) before being charged with two runs in final outing.
- ◆ Began year on injured list at Alternate Training Site... Optioned and then reinstated, Aug. 23.

## 2019

- ◆ Opened season with Triple-A **New Orleans** and made five appearances for Baby Cakes before receiving promotion to Majors, April 23...Made Major League debut with **Marlins**, April 24 at Cleveland (0.2 IP, 1 H, 1 BB, 2 SO).
- ◆ Earned first two MLB wins in consecutive appearances (July 26 & 28 vs. Arizona).
- ◆ Had scoreless appearances in 22 of 33 MLB outings...Averaged 15.93 strikeouts per nine innings with 36 strikeouts in his last 22 MLB appearances (20.1 IP).

## NOTABLE MINOR LEAGUE AWARDS AND HONORS

- ◆ **2018** Southern League Mid-Season All-Star.

## CAREER TRANSACTIONS

- ◆ Sept. 9, 2013...Signed by **Marlins** as international free agent.
- ◆ Feb. 10, 2020...Claimed off waivers by **Angels** from **Marlins**.

## PERSONAL/MISC

- ◆ José Gregorio Quijada (pronounced kee-HAH-dah).
- ◆ Married to wife, Johanna Cabello and has a son, Heiler.
- ◆ Nickname is "Spicy"...Bullpen entrance video on Angel Stadium scoreboards featured flames and spicy peppers.
- ◆ Pitched for Caribes de Anzoategui in Venezuelan Winter League during 2017-18, 2018-19 and 2020-21 offseasons...Pitched for Tiburones de La Guaira in the 2022 offseason.
- ◆ Favorite food is bandeja paisa from Colombia...Enjoys Sunday barbecues.
- ◆ Originally signed by Marlins scouts Wilmer Castillo, Albert Gonzalez and Robin Ordoñez.

## MAJOR LEAGUE HITTING TOTALS

	AVG	AB	R	H	2B	3B	HR	RBI	SH	SF	HBP	BB	IBB	SO	SB	CS	GDP	SLG	OBP
CAREER	.000	1	0	0	0	0	0	0	0	0	0	0	0	1	0	0	0	.000	.000

## CAREER FIELDING

POS	PCT	G	PO	A	E	TC	DP
P	.889	118	1	7	1	9	0

## QUIJADA'S CAREER HIGHS

	SEASON	GAME
Wins	2 — 2019	SO 4 — 9/25/22 at MIN
Losses	5 — 2022	IP 3.0 — 5/10/19 at NYM
ERA	3.98 — 2022	R & ER 5 — Twice; last, 4/22/23 vs. KC
IP	40.2 — 2022	BB 4 — Twice; last, 8/23/19 at PHI
SO	52 — 2022	H 3 — 4 times; last, 4/27/23 vs. OAK





# 75 NELSON RADA

▶ **BORN:** AUG. 24, 2005      **OPENING DAY AGE:** 18  
**BIRTHPLACE:** VALENCIA, VENEZUELA      **RESIDES:** VALENCIA, VENEZUELA  
**ACQUIRED:** SIGNED AS INTERNATIONAL FREE AGENT, JAN. 15, 2022  
**SIGNED THRU:** 2024; UNDER CLUB CONTROL; 0/3 OPTIONS USED

▶ **OUTFIELDER**

▶ **HEIGHT** 5'10   ▶ **WEIGHT** 160   ▶ **BATS** L   ▶ **THROWS** L

## NON-ROSTER INVITEE

### RADA'S LIFETIME PLAYING RECORD

Year	Club	AVG	G	AB	R	H	2B	3B	HR	RBI	SH	SF	HBP	BB	IBB	SO	SB	CS	GDP	SLG	OBP	E
2022	— Angels (DSL)	.311	50	164	50	51	12	3	1	26	2	0	14	26	1	26	27	6	1	.439	.446	2
2023	— Inland Empire	.276	115	439	94	121	13	6	2	48	9	3	16	73	1	98	55	11	10	.346	.395	1
<b>MINOR TOTALS</b>		<b>.285</b>	<b>165</b>	<b>603</b>	<b>144</b>	<b>172</b>	<b>25</b>	<b>9</b>	<b>3</b>	<b>74</b>	<b>11</b>	<b>3</b>	<b>30</b>	<b>99</b>	<b>2</b>	<b>124</b>	<b>82</b>	<b>17</b>	<b>11</b>	<b>.371</b>	<b>.410</b>	<b>3</b>

### 2023 SEASON

- ◆ Spent season with Low-A **Inland Empire**, batting .276 (121/439) with 21 extra-base hits in 115 games.
- ◆ Set and tied career high with four hits in two games in 2023 (May 4, Aug. 23)
- ◆ Drove in runs in six straight games from May 16 - May 26, totaling seven RBI over that span and batting .304 (7/23).
- ◆ Tripled twice in Aug. 27 game against Visalia...Tripled again the next game at Modesto, logging half of his season total in two games.
- ◆ Strung together two separate career-long seven-game hitting streaks (July 14-22; Sept. 3-12).
- ◆ Made just one error in 994.2 innings in CF, powering a .996 fielding percentage (261/262) that led all qualified outfielders in the California League...Awarded first career Rawlings Minor League Gold Glove.

### CAREER HIGHLIGHTS

- ◆ Made professional debut June 6, 2022 with DSL **Angels** at DSL Marlins.
- ◆ **2023** MiLB Organization All-Star...Rawlings MiLB Gold Glove.
- ◆ **2022** MiLB Organization All-Star...Dominican Summer League Mid-Season All-Star.

### CAREER TRANSACTIONS

- ◆ Jan. 15, 2022...Signed by **Angels** as international free agent.

### PERSONAL/MISC

- ◆ Nelson Gabriel Rada.
- ◆ Enters 2024 ranked by *Baseball America* as Halos #2 overall prospect.
- ◆ Signed by Angels scouts Marlon Urdaneta & Joel Chicarelli.

RADA



## 79 ALAN RANGEL



**BORN:** AUG. 21, 1997  
**BIRTHPLACE:** HERMOSILLO, MX  
**MLB SERVICE:** 12 DAYS

**OPENING DAY AGE:** 26  
**RESIDES:** HERMOSILLO, MX

**ACQUIRED:** SIGNED AS MINOR LEAGUE FREE AGENT, NOV. 21, 2023  
**SIGNED THRU:** 2024; UNDER CLUB CONTROL; 1/3 OPTIONS USED

RHP

HEIGHT 6-2    WEIGHT 170    BATS R    THROWS R

### NON-ROSTER INVITEE

#### RANGEL'S LIFETIME PITCHING RECORD

Year	Club	W-L	ERA	G	GS	CG	GF	SHO	SV	IP	H	R	ER	HR	HB	BB	IBB	SO	WP	BK	BAA
2015	— Braves (GCL)	0-2	6.31	14	1	0	3	0	0	25.2	31	22	18	3	0	9	0	23	1	1	.295
2016	— Braves (GCL)	3-1	3.28	12	9	0	0	0	0	46.2	42	17	17	2	4	10	0	47	4	1	.241
2017	— Rome	2-6	4.71	15	13	0	1	0	0	70.2	82	38	37	5	3	14	0	48	8	0	.299
2018	— Rome	5-7	4.09	25	22	0	1	0	0	125.1	121	62	57	12	10	31	0	105	6	1	.248
2019	— Rome	10-7	4.51	28	24	1	0	0	0	131.2	142	77	66	10	5	47	1	121	9	2	.271
2020	—	DID NOT PITCH — No Minor League Season																			
2021	— Rome	4-5	3.57	15	14	0	0	0	0	70.2	54	39	28	8	4	21	0	95	6	1	.205
	— Mississippi	3-2	4.50	7	7	0	0	0	0	34.0	28	17	17	3	0	5	0	41	1	0	.220
2022	— Mississippi	5-8	5.26	26	26	0	0	0	0	114.2	122	74	67	15	5	50	0	139	7	0	.270
	— Gwinnett	0-0	6.00	1	1	0	0	0	0	3.0	4	2	2	0	0	2	0	5	1	0	.308
2023	— Mississippi	3-15★	4.66	23	23	0	0	0	0	112.0	104	62	58	16	3	41	0	128	5	3	.240
	— Gwinnett	1-1	4.20	3	2	0	0	0	0	15.0	12	7	7	2	0	9	0	12	0	0	.214
<b>MINOR TOTALS</b>		<b>36-54</b>	<b>4.49</b>	<b>169</b>	<b>142</b>	<b>1</b>	<b>5</b>	<b>0</b>	<b>0</b>	<b>749.1</b>	<b>742</b>	<b>417</b>	<b>374</b>	<b>76</b>	<b>34</b>	<b>239</b>	<b>1</b>	<b>764</b>	<b>48</b>	<b>9</b>	<b>.255</b>

★ led or tied for league lead

#### 2023 SEASON

- ◆ Spent majority of season with Double-A **Mississippi**, totaled 23 starts and ranked seventh in Southern League with 128 strikeouts...Registered three games with 10+ strikeouts.
- ◆ Named Southern League Pitcher of the Week for Aug. 28-Sept. 3 after tossing 7.0 scoreless innings in Sept. 3 start vs. Rocket City, allowing one hit and no walks with a career-high 12 strikeouts.
- ◆ Promoted to Triple-A **Gwinnett** Sept. 7 and pitched in three games (two starts) for Stripers...Worked 6.0 scoreless frames in relief in Gwinnett debut Sept. 9 vs. Worcester.
- ◆ Led all Braves minor leaguers in strikeouts (140), ranked tied for second in innings pitched (127.0) and starts (25) and was tied for fifth in opponent batting average (.237; 116/490).

#### CAREER HIGHLIGHTS

- ◆ Member of Mississippi's 2021 Southern League Championship team.
- ◆ Rome Braves Pitcher of the Month for August 2018.

#### CAREER TRANSACTIONS

- ◆ July 2, 2015... Signed by **Braves** as non-drafted free agent.
- ◆ Nov. 20, 2022...Signed by **Braves** as minor league free agent.
- ◆ Nov. 21, 2023...Signed by **Angels** as minor league free agent.

#### PERSONAL/MISC

- ◆ Alan Eduardo Rangel (pronounced rahn-HELL).
- ◆ Was a member of Mexico's pitcher pool for 2023 World Baseball Classic, but did not pitch in the tournament.
- ◆ With a regular season appearance for Angels, would be second player in franchise history with 'angel' in his last name, joining Mike Colangelo (1999).
- ◆ Attended school at COBACH Nuevo Hermosillo in Hermosillo, Mexico before signing with Braves.
- ◆ Originally signed by Braves scout Manuel Sameniego.

RANGEL



6

# ANTHONY RENDON



**BORN:** JUNE 6, 1990

**OPENING DAY AGE:** 33

**BIRTHPLACE:** HOUSTON, TX

**RESIDES:** HOUSTON, TX

**MLB SERVICE:** 10 YEARS, 130 DAYS

**ACQUIRED:** SIGNED AS A MAJOR LEAGUE FREE AGENT DEC. 13, 2019

**SIGNED THRU:** 2026; SIGNED SEVEN-YEAR CONTRACT, DEC. 13, 2019

INFIELDER

HEIGHT 6-1 WEIGHT 200 BATS R THROWS R

## RENDON'S LIFETIME PLAYING RECORD

Year	Club	AVG	G	AB	R	H	2B	3B	HR	RBI	SH	SF	HBP	BB	IBB	SO	SB	CS	GDP	SLG	OBP	E
2012	— Potomac	.333	9	27	5	9	2	3	0	0	0	0	0	5	0	4	0	0	0	.438	.630	3
	GCL Nationals	.364	5	11	2	4	1	0	2	6	0	0	0	3	0	3	0	0	0	.500	1.000	1
	Auburn	.259	8	27	7	7	2	0	1	3	0	0	1	4	0	6	0	0	0	.375	.444	1
	Harrisburg	.162	21	68	14	11	3	1	3	3	0	0	3	11	0	16	0	0	3	.305	.368	2
2013	— Harrisburg	.319	33	116	17	37	11	2	6	24	0	3	3	30	0	25	1	0	1	.461	.603	4
	WASHINGTON	.265	98	351	40	93	23	1	7	35	2	5	5	31	3	69	1	1	7	.396	.329	16
	Syracuse	.182	3	11	2	2	1	0	0	0	0	0	1	2	0	3	0	0	0	.273	.357	2
2014	— WASHINGTON	.287	153	613	111★	176	39	6	21	83	0	5	5	58	2	104	17	3	11	.473	.351	15
2015	— Harrisburg (1)	.250	8	24	1	6	3	0	0	0	0	0	0	3	0	4	0	0	0	.375	.333	0
	WASHINGTON	.264	80	311	43	82	16	0	5	25	0	4	4	36	0	70	1	2	8	.363	.344	4
	Potomac (1)	.471	6	17	2	8	2	0	0	1	0	0	0	3	0	2	0	0	1	.588	.550	0
2016	— WASHINGTON	.270	156	567	91	153	38	2	20	85	0	8	7	65	2	117	12	6	5	.450	.348	9
2017	— WASHINGTON	.301	147	508	81	153	41	1	25	100	0	6	7	84	6	82	7	2	7	.533	.403	7
2018	— WASHINGTON	.308	136	529	88	163	44★	2	24	92	0	8	5	55	5	82	2	1	5	.535	.374	6
	Potomac (1)	.625	2	8	3	5	2	0	0	1	0	0	1	0	0	0	0	0	0	.875	.667	0
2019	— WASHINGTON	.319	146	545	117	174	44★	3	34	126★	0	9	12	80	8	86	5	1	13	.598	.412	11
2020	— LAA	.286	52	189	29	54	11	1	9	31	0	0	5	38	2	31	0	0	10	.497	.418	3
2021	— LAA	.240	58	217	24	52	13	0	6	34	0	2	1	29	2	41	0	0	11	.382	.329	1
2022	— LAA	.229	47	166	15	38	10	0	5	24	0	2	2	23	0	35	2	0	7	.380	.326	6
2023	— LAA	.236	43	148	23	35	6	0	2	22	0	4	6	25	0	27	2	0	6	.318	.361	8
<b>MAJOR TOTALS</b>		<b>.283</b>	<b>1116</b>	<b>4144</b>	<b>662</b>	<b>1173</b>	<b>285</b>	<b>16</b>	<b>158</b>	<b>657</b>	<b>4</b>	<b>53</b>	<b>59</b>	<b>524</b>	<b>30</b>	<b>744</b>	<b>49</b>	<b>16</b>	<b>90</b>	<b>.479</b>	<b>.367</b>	<b>86</b>
<b>A.L. TOTALS</b>		<b>.249</b>	<b>200</b>	<b>720</b>	<b>91</b>	<b>179</b>	<b>40</b>	<b>1</b>	<b>22</b>	<b>111</b>	<b>0</b>	<b>8</b>	<b>14</b>	<b>115</b>	<b>4</b>	<b>134</b>	<b>4</b>	<b>0</b>	<b>34</b>	<b>.399</b>	<b>.359</b>	<b>18</b>
<b>N.L. TOTALS</b>		<b>.290</b>	<b>916</b>	<b>3424</b>	<b>571</b>	<b>994</b>	<b>245</b>	<b>15</b>	<b>136</b>	<b>546</b>	<b>4</b>	<b>45</b>	<b>45</b>	<b>409</b>	<b>26</b>	<b>610</b>	<b>45</b>	<b>16</b>	<b>56</b>	<b>.490</b>	<b>.369</b>	<b>68</b>
<b>MINOR TOTALS</b>		<b>.288</b>	<b>95</b>	<b>309</b>	<b>53</b>	<b>89</b>	<b>27</b>	<b>6</b>	<b>12</b>	<b>38</b>	<b>0</b>	<b>36</b>	<b>33</b>	<b>61</b>	<b>0</b>	<b>63</b>	<b>1</b>	<b>0</b>	<b>5</b>	<b>.416</b>	<b>.531</b>	<b>13</b>

★ led or tied for league lead  
(1) rehab assignment

### Disabling Injuries:

- 2015** — Sprained left MCL; disabled April 6-June 4  
Left quad strain; disabled June 25-July 25
- 2018** — Left toe contusion; disabled April 22 (retro, April 19) - May 5
- 2019** — Left elbow contusion; disabled April 30 (retro, April 27) - May 7
- 2021** — Right hip impingement; disabled Aug. 4 - end of season  
Left hamstring strain; disabled July 6 - Aug. 4  
Left knee contusion; May 5 (retro to May 4) - May 14  
Left groin strain; disabled April 12 (retro, April 11) - 26
- 2022** — Right wrist inflammation; disabled June 17 (retro to June 15) - Sept 28  
Right wrist inflammation; disabled May 28 (retro to May 27) - June 10
- 2023** — Left groin strain; disabled May 15 (retro to May 14) - June 6  
Left wrist contusion; disabled June 19 - June 30  
Left shin contusion; July 14 (retro to July 11) - end of season

## 2023 SEASON

- ◆ Fourth season with **Angels**...Missed 100 games across three IL stints in 2023.
- ◆ Recorded at least a hit in 23 of 43 games played...Had 10 multi-hit games.
- ◆ Had season-high six-game hit streak May 2-8...Hit .474 (9/19) with five runs, one home run, and seven RBI in those games.
- ◆ Served a four-game suspension from April 3-7.

# 2024 LOS ANGELES ANGELS

## CAREER SUMMARY

- ◆ Veteran of 11 big league seasons (not including 2023) begins fifth season with the Angels...Signed seven-year contract Dec. 13, 2019.
- ◆ Finished in Top 11 of MVP race five times (2014, 2017, 2018, 2019 & 2020) and three-time Top 5 finisher (2014, 2017, & 2019)...Tabbed as a Louisville Silver Slugger twice (2014 & 2019) and was named to first All-Star Game in 2019.
- ◆ From 2013-2020, boasted the fourth-highest career on-base percentage (.368) by an active third baseman and third-best average (.285)...From 2016-2020, ranked fifth in the Majors by a third baseman in doubles (201), third in OPS (.884) and fifth in RBI (492).
- ◆ Earned MLB's Comeback Player of the Year Award for the National League in 2016 following an injury plagued 2015 season...Named N.L. Player of the Week twice in career.
- ◆ On April 30, 2017, went 6-for-6 with three home runs and 10 RBI.
- ◆ Drafted by the Nationals in the first round (6th overall pick) out of Rice University (Houston, TX).

## MAJOR LEAGUE SUMMARY

### 2022

- ◆ Limited to 47 games during third season with **Angels** due to wrist inflammation.
- ◆ Homered batting left-handed May 10 off Tampa Bay's Brett Phillips...Marked first career plate appearance batting left-handed.
- ◆ Recorded fourth career walk-off May 8 vs. Nationals, his first since joining the Angels in 2019.

### 2021

- ◆ In second season with the **Angels**, was limited to 58 games due to various injuries.
- ◆ Hit 150th career home run June 25 and drove in 600th career RBI June 7...Since start of 2013, is one of 28 players to drive in 650 runs and tally 250 doubles.
- ◆ Posted an .805 OPS on the road compared to a .622 OPS at Angel Stadium.

### 2020

- ◆ In first campaign with the **Angels**, posted a career-best .418 OBP...Ranked second in the A.L. in OBP and fWAR (2.7), fourth in walks and ninth in OPS (.915)...Finished 10th in the A.L. MVP vote.
- ◆ Led the team in OBP, fWAR (2.7) and walks and ranked second in home runs, RBI and doubles.
- ◆ After opening the season going 4-for-39 (.103), went on to post a .333 (50/150) average and 1.008 OPS over his final 40 games of the season...The .333 average ranked third in the American League during that span (from Aug. 10) while the 1.008 OPS ranked fourth.
- ◆ Recorded 1000th career hit with a 6th inning single on Aug. 10.
- ◆ Missed first four games of regular season and Angels three Summer Camp exhibitions due to an oblique injury but was not placed on the I.L.

### 2019

- ◆ In seventh season with **Nationals**, finished third in N.L. MVP race (won by Cody Bellinger) after batting .319 (174/545) with 117 runs scored, 34 home runs, 126 RBI and a 1.10 OPS (.412 OBP/.598 SLG)...Led Majors in RBI and paced (T-1st) the Senior Circuit for the second straight season in doubles...Also finished in the Top 5 in the N.L. in average (3rd), runs (3rd), OBP (2nd), slugging (3rd) and OPS (1.010).
- ◆ Tabbed as a Louisville Silver Slugger for the second time in his career (also, 2014).
- ◆ Named an All-Star for the first time in career...Was just the second Nats third baseman ever named to the Midsummer Classic, joining Ryan Zimmerman in 2009...Did not attend game due to injury rehab.

### 2018

- ◆ In sixth season with the **Nationals**, recorded a career-best 44 doubles which were tied for the Senior Circuit lead...Also Ranked in the N.L.'s Top 10 in average (4th), OPS (5th), slugging (6th) and extra-base hits (9th).
- ◆ Per FanGraphs.com, ranked second in the National League with a 6.3 fWAR.
- ◆ Named a finalist for the Rawlings Gold Glove Award at third base...Finished 11th in the N.L. MVP voting.
- ◆ Tallied a career-long 33-game on-base streak from Aug. 21-Sept. 25.

## DISCIPLINE REPORT

### Hardest American Leaguers to strikeout in 2020...

Player	PA/K	Team
1. Tommy La Stella	19.00	LAA-OAK
2. DJ LeMahieu	10.29	NY Yankees
3. David Fletcher	9.20	LAA
4. Yuli Gurriel	8.52	HOU
5. Whit Merrifield	8.03	KC
6. Hanser Alberto	7.70	BAL
7. Kyle Seager	7.52	SEA
8. Anthony Rendon	7.48	LAA

## HOT CORNER HOT TAKE

In 2019, Anthony Rendon joined Alex Rodriguez (2005) and Al Rosen (1953) as the only third basemen in M.L. history to hit .315 with 115 runs scored, 125 RBI and 30 home runs in a single season (min. 75% of games played at third base)...He was also the first big leaguer to turn the trick since Matt Kemp in 2011.



## 2017

- ◆ Finished sixth in the National League MVP race in fifth season with the **Nationals**... Posted a 6.7 fWAR, tied with Kris Bryant for second in the N.L. and trailing only Stanton's 7.3 mark.
- ◆ Finished the season ranked among N.L. leaders in doubles (4th), OBP (6th) and OPS (9th)...Tallied first career 100-RBI season, a then career high...Was the first Nats third baseman with a 100-RBI season since Ryan Zimmerman in 2009.
- ◆ His 15.8 defensive rating on *FanGraphs.com* led the National League and trailed only Andrewlton Simmons' 22.6 mark.
- ◆ Went 6-for-6 with three home runs and 10 RBI vs. Mets on April 30...Became the 13th player in MLB history to log a 10-RBI game...Was the first Major Leaguer with a 10+-RBI game since Garret Anderson's 11 RBI output in 2007 vs. Yankees...Was just the second player ever with six hits, three home runs and 10 RBI in a single game, joining Cincinnati's Walker Cooper who did so July 6, 1949.

## 2016

- ◆ Appeared in a career-high 156 games during fourth season with **Nationals**...Paced the Club with 91 runs scored and ranked second in hits, second in doubles, and third in RBI...His 38 doubles and .976 fielding percentage led N.L. third basemen.
- ◆ Registered 500th career hit, a three-run home run, Sept. 27 vs. Arizona.

## 2015

- ◆ Limited to 80 games for the **Nats** in third big league season...Suffered a sprained MCL in left knee while diving for a ball during Spring Training and opened the season on the D.L...Appeared in 18 games from June 4-25 before suffering a left quad injury...Reinstated July 25 and appeared in 62 games the remainder of the season.

## 2014

- ◆ Finished fifth in the National League MVP race during first full big league season with the **Nationals**...Notched first career Louisville Silver Slugger award after batting .287 (176/613) with 39 doubles, six triples, 21 home runs and 83 RBI.
- ◆ Led the league with 111 runs scored (3rd in Majors)...Was just the fourth National to eclipse the 100-run mark: Alfonso Soriano (119 in 2006), Ryan Zimmerman (110 in 2009) and Nick Johnson (100 in 2006).
- ◆ Finished the season ranking fourth in the Majors (2nd in the N.L.) with a 6.6 fWAR...Also finished the N.L. Top 5 in hits (T-5th), total bases (290, 3rd), doubles (T-4th), extra-base hits (66, T-5th).

## 2013

- ◆ After starting the season in the minors, made Major League debut with **Nationals**, April 21 at New York (N.L.)...Tallied first big league hit April 22 vs. St. Louis, a double off Shelby Miller.

## POSTSEASON SUMMARY

- ◆ Has made appearances in four different postseasons including the Nationals' 2019 World Series title run...Owns a career .282 (33/117) postseason batting average with eight doubles, five home runs and eight RBI.
- ◆ During **2019** World Series title run, batted a combined .328 (20/61) average across four different postseason rounds...Tallied a Washington/Montreal franchise-record 20 hits, 15 RBI and 11 walks during the postseason...In the NL Wild Card Game vs. Milwaukee, drew an eighth-inning walk off Josh Hader to load the bases...Scored from first on a Juan Soto single and an error by the right fielder...Run proved to be game-winning run as Nationals won the contest 4-3...Posted a team-leading .412 (7/17) average including three doubles, a home run and five RBI in the NLDS vs. the Dodgers...Went 3-for-5 with a double, home run and an RBI in decisive Game 5 at Dodger Stadium...Hit back-to-back solo home runs with Juan Soto off Clayton Kershaw in the 8th inning with the Nats trailing 3-1...Led the Nats in average for the second straight series (min. 10 AB), posting a .417 (5/12) clip vs. the Cardinals in the NLCS...Advanced to the World Series vs. Houston and went on to hit .276 (8/29) with three doubles, two home runs and a team-leading eight RBI...Last player in the World Series with more RBI was Addison Russell with nine RBI in 2016...With team trailing 2-0 in the 7th inning of Game 7, connected for a solo home run off Zack Greinke.
- ◆ In **2017**, saw third career postseason action and went 3-for-17 (.176) with a double, home run and an RBI in five NLDS games vs. the Cubs.
- ◆ Posted a .150 (3/20) average during the **2016** NLDS vs. the Dodgers...Tallied first career postseason home run during Game 3 off Kenta Maeda.
- ◆ Made postseason debut in **2014**...Led the team with a .368 (7/19) average and seven hits during Club's NLDS loss to the Giants.

## WILD CARD GAME TOTALS

Year	Club, Opp	AVG	G	AB	R	H	2B	3B	HR	RBI	SH	SF	HBP	BB	IBB	SO	SB	CS	GDP	SLG	OBP	E
2019	— WAS, MIL	.000	1	3	1	0	0	0	0	0	0	0	0	0	1	0	1	0	0	.000	.250	0

## DIVISION SERIES TOTALS

Year	Club, Opp	AVG	G	AB	R	H	2B	3B	HR	RBI	SH	SF	HBP	BB	IBB	SO	SB	CS	GDP	SLG	OBP	E
2014	— WAS, SF	.368	4	19	0	7	0	0	0	1	0	0	0	1	0	2	1	0	0	.368	.400	0
2016	— WAS, LAD	.150	5	20	1	3	0	0	1	4	0	0	0	1	0	6	0	0	0	.300	.190	0
2017	— WAS, CHC	.176	5	17	4	3	1	0	1	1	0	0	0	5	1	1	0	0	0	.412	.364	1
2019	— WAS, LAD	.412	5	17	4	7	3	0	1	5	0	2	0	3	0	3	0	0	0	.765	.455	0
<b>Totals</b>		<b>.274</b>	<b>19</b>	<b>73</b>	<b>10</b>	<b>20</b>	<b>4</b>	<b>0</b>	<b>3</b>	<b>11</b>	<b>0</b>	<b>2</b>	<b>0</b>	<b>10</b>	<b>1</b>	<b>12</b>	<b>1</b>	<b>0</b>	<b>0</b>	<b>.452</b>	<b>.353</b>	<b>0</b>

# 2024 LOS ANGELES ANGELS

## LEAGUE CHAMPIONSHIP SERIES TOTALS

Year	Club, Opp	AVG	G	AB	R	H	2B	3B	HR	RBI	SH	SF	HBP	BB	IBB	SO	SB	CS	GDP	SLG	OBP	E
2019—	WAS, STL	.417	5	12	2	5	1	0	0	2	0	1	0	4	2	3	0	0	0	.500	.529	0

## WORLD SERIES TOTALS

Year	Club, Opp	AVG	G	AB	R	H	2B	3B	HR	RBI	SH	SF	HBP	BB	IBB	SO	SB	CS	GDP	SLG	OBP	E
2019—	WAS, HOU	.276	7	29	3	8	3	0	0	2	8	0	0	3	0	3	0	0	0	.586	.344	1

## NOTABLE MINOR LEAGUE AWARDS AND HONORS

- ◆ **2013** Eastern League Player of the Week (May 13).
- ◆ **2012** Arizona Fall League All-Prospect Team...Arizona Fall League Rising Stars Game.

## CAREER TRANSACTIONS

- ◆ June 5, 2008...Drafted by the **Braves** in the 27th round of the First-Year Player Draft (did not sign).
- ◆ June 6, 2011...Drafted by the **Nationals** in the 1st round (6th overall) of the First-Year Player Draft.
- ◆ Dec. 13, 2019...Signed a seven-year contract with the **Angels**.

## PERSONAL/MISC

- ◆ Anthony Michael Rendon.
- ◆ He and his wife, Amanda, were married Nov. 25, 2017...The couple has four children, two daughters, Emma and Savannah and twins Levi and Dakota.
- ◆ Self-proclaimed Taylor Swift “admirer”...Wore homemade “I love Taylor Swift” shirt during Spring Training 2016.
- ◆ Attended Rice University (Houston, TX)...Named by Baseball America as the 2009 College Freshman of the Year...Was the fourth underclassman to receive the honors in the 30-year history of the award...Former college teammates with Tyler Duffey, Tony Cingrani and JT Chargois.
- ◆ Prepped at Lamar High School (Houston, TX)...Was a three-time All-District selection in High School...As a senior, named First Team 5A All-State shortstop and was an All-Greater Houston selection by the Houston Chronicle...Hit .570 with eight home runs and 56 RBI in final high school season.
- ◆ June 29, 2010 was honored by Houston Mayor Annise Parker as “Anthony Rendon Day in Houston”.

## MISCELLANEOUS STATS

### CAREER MULTIPLE-HOME RUN GAMES (7)

#### THREE-HR GAMES (1)

April 30, 2017 vs. NYM

#### TWO-HR GAMES (6)

Aug. 31, 2019 vs. MIA  
July 12, 2018 at NYM

June 11, 2019 at CWS  
July 15, 2017 at CIN

April 12, 2019 vs. PIT  
May 23, 2017 vs. SEA

### CAREER GRAND SLAM HOME RUNS (3)

July 29, 2019 vs. ATL

July 15, 2017 at CIN

Sept. 6, 2016 vs. ATL

### CAREER WALK-OFF PLATE APPEARANCES (4)

May 8, 2023 vs. WAS (RBI-single; 9th)  
Aug. 21, 2014 vs. ARI (single, run scores on E5, no RBI; 9th)

Aug. 30, 2019 vs. MIA (2-RBI single; 9th)  
Aug. 20, 2019 vs. CWS (RBI single; 9th)

## ALL-STAR GAME RECORD

Year	Club, Site	AVG	G	AB	R	H	2B	3B	HR	RBI	SH	SF	HBP	BB	IBB	SO	SB	CS	GDP	SLG	OBP	E	
2019—	N.L., CLE																						

*DID NOT PLAY - INJURY REHAB*

## CAREER FIELDING

POS	PCT	G	PO	A	E	TC	DP
2B	.982	170	305	402	13	720	93
3B	.969	958	672	1579	71	2322	177
SS	.846	4	9	2	2	13	1

## RENDON'S CAREER HIGHS

SEASON		GAME	
AVG	.319 — 2019	H	6 — 4/30/17 vs. NYM
H	176 — 2015	HR	3 — 4/30/17 vs. NYM
R	117 — 2019	R	5 — 4/30/17 vs. NYM
BB	84 — 2017	BB	4 — 4/24/22 vs. BAL
2B	44 — 2018 & 2019	2B	3 — 7/5/14 vs. CHC
HR	34 — 2019	RBI	10 — 4/30/17 vs. NYM
RBI	126 — 2019	SB	2 — Twice; last, 9/1/14 at TEX
SB	17 — 2014	Hit Streak	17 — March 30 - April 19, 2019



## POSITION PLAYERS PITCHING

Player	Date	Opponent	Pitching Line
Donnie Hill	July 8, 1990	@Milwaukee	1 IP, 0 H, 0 R, 1 BB, 1 SO (20 PIT - 9 STR)
Rene Gonzales	June 6, 1993	@Detroit	1 IP, 0 H, 0 R, 0 BB, 0 SO (13 PIT - 5 STR)
Chili Davis	June 17, 1993	vs. Texas	2 IP, 0 H, 0 R, 0 BB, 0 SO, 1 HBP (17 PIT - 8 STR)
Francisco Arcia	Aug. 11, 2018	vs. Oakland	1 IP, 1 H, 0 R, 0 BB, 0 SO (8 PIT - 6 STR)
Francisco Arcia	Sept. 20, 2018	@Oakland	2 IP, 4 H, 3 R, 3 ER, 0 BB, 0 SO, 2 HR (24 PIT - 17 STR)
Anthony Bemboom	Aug. 24, 2020	@Houston	1 IP, 0 H, 0 R, 1 BB, 0 SO (16 PIT - 9 STR)
Anthony Bemboom	Apr. 24, 2021	@Houston	1 IP, 3 H, 2 R, 2 ER, 0 BB, 0 SO, 1 HR (21 PIT - 14 STR)
Adam Eaton	July 27, 2021	Colorado	1 IP, 2 H, 0 R, 0 BB, 0 SO (21 PIT - 13 STR)
Jack Mayfield	June 17, 2022	@Seattle	1 IP, 1 H, 0 R, 0 BB, 0 SO (13 PIT - 8 STR)
Phil Gosselin	Aug. 23, 2022	@Tampa Bay	1 IP, 0 H, 0 R, 0 BB, 0 SO (5 PIT - 3 STR)
Brett Phillips	May 6, 2023	Texas	0.1 IP, 1 H, 0 R, 1 B, 0 SO (7 PIT - 3 STR)
Jake Lamb	May 7, 2023	Texas	1 IP, 1 H, 0 R, 0 BB, 0 SO (8 PIT - 5 STR)
Eduardo Escobar	Aug. 14, 2023	@Texas	1 IP, 1 H, 1 R, 0 ER, 0 BB, 0 SO (15 PIT - 9 STR)
Eduardo Escobar	Aug. 19, 2023 (G2)	Tampa Bay	1 IP, 1 H, 1 R, 1 ER, 1 BB, 0 SO (14 PIT - 6 STR)
Eduardo Escobar	Sept. 15, 2023	Detroit	1.2 IP, 0 H, 0 R, 0 BB, 0 SO (15 PIT - 9 STR)

- Bobby Darwin made one appearance for Angels in 1962...Worked primarily as minor league pitcher until 1969 and became full-time outfielder in 1970.
- Willie Smith made 15 appearances for Angels in 1964...Was converted to full-time outfielder later that year.
- Shohei Ohtani served as a two-way player from 2018-23.
- Jared Walsh served as a two-way player in 2019.



# 2

## LUIS RENGIFO

**BORN:** FEB. 26, 1997

**BIRTHPLACE:** NAGUANAGUA, VZ

**MLB SERVICE:** 4 YEARS, 43 DAYS

**ACQUIRED:** FROM TAMPA BAY IN EXCHANGE FOR INF C.J. CRON, MARCH 20, 2018

**SIGNED THRU:** 2024; UNDER CLUB CONTROL; 3/3 OPTIONS USED

**OPENING DAY AGE:** 27

**RESIDES:** VALENCIA, VZ

**INFIELDER**

**HEIGHT** 5-10 **WEIGHT** 195 **BATS** S **THROWS** R

### RENGIFO'S LIFETIME PLAYING RECORD

Year	Club	AVG	G	AB	R	H	2B	3B	HR	RBI	SH	SF	HBP	BB	IBB	SO	SB	CS	GDP	SLG	OBP	E
2014	— Mariners (VSL)	.198	64	227	39	45	11	2	1	20	6	1	5	39	0	45	11	5	1	.278	.327	12
2015	— Mariners 2 (DSL)	.336	60	217	49	73	10	6	2	35	7	3	5	22	1	22	19	8	4	.465	.405	8
2016	— Mariners (AZL)	.239	34	109	16	26	7	2	1	9	1	0	1	13	0	31	22	3	2	.367	.325	9
2017	— Clinton	.250	102	400	65	100	24	4	11	44	6	3	8	33	0	80	29	14	8	.413	.318	19
	— Bowling Green	.250	23	96	14	24	3	1	1	8	0	0	0	8	0	17	5	3	0	.333	.308	2
2018	— Inland Empire	.323	41	161	36	52	11	3	2	16	0	0	2	27	0	22	22	8	2	.466	.426	7
	— Mobile	.305	40	151	37	46	10	5	2	21	0	0	7	23	3	22	13	2	6	.477	.420	5
	— Salt Lake	.274	46	190	36	52	9	5	3	27	1	2	1	25	0	31	6	6	2	.421	.358	4
2019	— Salt Lake	.273	27	110	16	30	4	1	5	14	0	1	0	11	0	24	3	3	2	.464	.336	6
	— LAA	.238	108	357	44	85	18	3	7	33	1	3	5	40	0	93	2	5	6	.364	.321	12
2020	— LAA	.156	33	90	12	14	1	0	1	3	2	0	0	14	0	26	3	1	2	.200	.269	3
2021	— LAA	.201	54	174	22	35	1	0	6	18	3	2	2	9	0	38	1	0	3	.310	.246	9
	— Salt Lake	.329	53	207	46	68	16	4	8	32	0	1	3	17	1	32	13	5	3	.560	.386	9
2022	— Salt Lake	.313	24	99	19	31	5	2	4	15	0	1	0	12	1	24	2	2	4	.525	.384	2
	— LAA	.264	127	489	45	129	22	4	17	52	1	0	4	17	0	79	6	2	11	.429	.294	15
2023	— LAA	.264	126	394	55	104	15	4	16	51	0	4	6	41	0	82	6	4	3	.444	.339	12
<b>MAJOR TOTALS</b>		<b>.244</b>	<b>448</b>	<b>1504</b>	<b>178</b>	<b>367</b>	<b>57</b>	<b>11</b>	<b>47</b>	<b>157</b>	<b>7</b>	<b>9</b>	<b>17</b>	<b>121</b>	<b>0</b>	<b>318</b>	<b>18</b>	<b>12</b>	<b>25</b>	<b>.390</b>	<b>.306</b>	<b>51</b>
<b>MINOR TOTALS</b>		<b>.278</b>	<b>515</b>	<b>1969</b>	<b>373</b>	<b>547</b>	<b>110</b>	<b>35</b>	<b>40</b>	<b>241</b>	<b>21</b>	<b>12</b>	<b>32</b>	<b>230</b>	<b>6</b>	<b>351</b>	<b>145</b>	<b>59</b>	<b>34</b>	<b>.430</b>	<b>.361</b>	<b>83</b>

**Disabling Injuries:** **2023** — Biceps tendon rupture; disabled Sept. 9 (retro to Sept. 8) - end of season  
**2020** — Right hamstring strain; disabled Sept. 26 - end of season  
 Disabled July 6-28

### 2023 SEASON

- ◆ Finished 2023 with career highs in on-base percentage, slugging, OPS, and finished tied for career-high in batting average.
- ◆ Exited Sept. 7 game with a left biceps strain; missed rest of season.
- ◆ Finished season on career-high 14-game hit streak; previous was 10 games from June 29 - July 10, 2022.
- ◆ Was named A.L. Player of the Week for Aug. 28 - Sept. 3...Batted .440 (11/25) with three runs, three home runs, and seven RBI.
- ◆ Collected two multi-homer games in 2023 (July 23 and Aug. 29), has four total in career.
- ◆ Recorded four consecutive multiple-hit games Aug. 26-29.
- ◆ In August, batted .327 (32/98) with 13 runs, five doubles, one triple, four home runs, and 13 RBI with a .911 OPS in 27 games.
- ◆ Reached a career-high with seven 3+ hit games in 2023 (15 total in career).
- ◆ Homered from both sides of the plate on July 23 vs. PIT (first Angels player to do so since he did it on Sept. 16, 2022 vs. SEA)...First Angels leadoff batter to have a multi-homer game since he did it on Sept. 18, 2022 vs. SEA.
- ◆ Tallied two game-tying home runs this season (five total in career).
- ◆ Finished a triple away from first career cycle May 4 at Cardinals; recorded second career game with 4+ RBI (also, Sept. 16, 2022 vs. SEA).

### CAREER HIGHLIGHTS

- ◆ **2023** A.L. Player of the Week (Aug. 28)
- ◆ Made Major League debut April 25, 2019 vs. Yankees.

RENGIFO



## MAJOR LEAGUE SUMMARY

### 2022

- ◆ Set then-career highs in nearly every offensive category during fourth big league season with the **Angels**...Established new bests in average (.264), OPS (.724), games (127), hits (129), runs (45), doubles (22), triples (4), home runs (17), RBI (52) and stolen bases (6)...Ranked third on the Club in hits, fourth in doubles, second in triples, fourth in homers, fourth in RBI, and fourth in average.
- ◆ Began the season with Triple-A **Salt Lake** and was recalled May 8...After hitting .204 (21/103) through June 17, went on to bat .280 (108/386) with 21 doubles, two triples, 15 home runs, and 45 RBI over his final 95 games...In that span, paced the Halos in hits, doubles and games played (95), and was tied with Ohtani for the lead in average.
- ◆ Logged a career-long 10-game hit streak from June 29 - July 10...Registered a career-best 20-game on-base streak from June 29 - July 26.
- ◆ Despite making season debut in May, 32 multi-hit games ranked fourth on the team behind Ohtani (41), Ward (36) and Trout (33).

### MO' & RENGIFO

On Sept. 16, 2022 vs. Seattle, Rengifo became the first Angels player to homer from both sides of the plate in the same game since Kendrys Morales, July 30, 2012 at Texas.

### 2021

- ◆ Made three different stints with the **Angels**...54 games at the big league level were the second most of career.
- ◆ Appeared defensively at shortstop (26 G), right field (14 G), third base (12 G), second base (4 G) and left field (1 G)...The 14 games in the outfield were the first at the major league level...Made just two errors at shortstop (.981 fielding percentage)...Boasted a 2.4 UZR at shortstop, his best single season mark at any position...According to FanGraphs.com, in 227 innings at short, 1 DRS was the best mark by a Halo shortstop (min. 150 innings).

### 2020

- ◆ Appeared in 33 games across two different stints with the **Angels**...Began the season on the IL before being activated July 28th...Optioned on Aug. 26th to the Club's **Alternate Training Site** in Long Beach, CA and was recalled three days later (Aug. 29th)...Placed on the IL with a right hamstring strain Sept. 26 and missed the final two games of the season.
- ◆ Improved PA/BB rate from 10.15 to 7.57 between rookie and sophomore seasons.

### 2019

- ◆ Saw first big league action across three different stints with the **Angels**...After beginning the season with Triple-A **Salt Lake**, was recalled April 25 and made Major League debut that day, starting at second base...Singled in second at-bat off Masahiro Tanaka for first big league hit...Notched first home run June 2nd in Seattle...His seven home runs were the most by a rookie Halo middle infielder since Adam Kennedy's nine in 2000.
- ◆ According to *FanGraphs.com*, logged three defensive runs saved, tied for second on the team with David Fletcher (min. 250 inn.).
- ◆ With the Bees, averaged a home run once every 22 at-bats.

## NOTABLE MINOR LEAGUE AWARDS AND HONORS

- ◆ **2018** Angels Organization Player of the Month for May and June...Southern League Player of the Month for June...Angels Organization Defensive Player of the Month for August...MiLB Organization All-Star.

## CAREER TRANSACTIONS

- ◆ Mar. 16, 2014...Signed with **Mariners** as an international free agent.
- ◆ Aug. 6, 2017...Traded by **Mariners** with LHP Anthony Misiewicz and a PTBNL (INF Osmy Gregorio) to **Rays** for RHP Ryan Garton and C Mike Marjama.
- ◆ Mar. 20, 2018...Traded by **Rays** to **Angels** for INF C.J. Cron.

## PERSONAL/MISC

- ◆ Luis Jose Rengifo (pronounced ren-HE-foe).
- ◆ Has a son (Maximiliano) and a daughter (Mia).
- ◆ Originally signed by Mariners scouts Tim Kissner, Emilio Sarrasquel, and Illich Salazar.

# 2024 LOS ANGELES ANGELS

## MISCELLANEOUS STATS

### TWO-HR GAMES (4)

August 29, 2023 at PHI  
Sept. 18, 2022 vs. SEA

July 23, 2023 vs. PIT  
Sept. 16, 2022 vs. SEA

### CAREER LEADOFF HOME RUNS (4)

August 4, 2023 vs. SEA  
Sept. 18, 2022 vs. SEA

July 31, 2023 at ATL  
Sept. 29, 2022 vs. OAK

### GAMES WITH HOME RUNS FROM BOTH SIDES OF PLATE (2)

July 23, 2023 vs. PIT

Sept. 16, 2022 vs. SEA

## CAREER FIELDING

POS	PCT	G	PO	A	E	TC	DP
2B	.979	304	448	607	23	1078	169
3B	.927	75	41	112	12	165	18
SS	.947	95	84	167	14	265	29
OF	.971	40	65	1	2	68	0

## RENGIFO'S CAREER HIGHS

	SEASON		GAME
AVG	.264 — 2023 & 2022	H	4 — 9/5/22 vs. DET
H	129 — 2022	HR	2 — 4 times; last, 8/29/23 at PHI
R	55 — 2023	R	3 — 3 times; last, 4/1/23 at OAK
BB	41 — 2023	BB	3 — 8/23/23 (2) vs. CIN
2B	22 — 2022	2B	2 — Twice; last, 8/8/23 at SEA
HR	17 — 2022	RBI	4 — Twice; last, 5/4/23 at STL
RBI	52 — 2019	SB	2 — Twice; last, 7/30/22 vs. TEX
SB	6 — 2023 & 2022	Hit Streak	14 — Aug. 23 (1) - Sept. 6, 2023 (active)



RENGIFO



# 98 ALBERTO RIOS

▶ BORN: MAR. 19, 2002      OPENING DAY AGE: 22  
 BIRTHPLACE: LYNNWOOD, CA      RESIDES: BELLFLOWER, CA  
 ACQUIRED: THIRD ROUND OF 2023 FIRST-YEAR PLAYER DRAFT  
 SIGNED THRU: 2024; UNDER CLUB CONTROL; 0/3 OPTIONS USED

▶ CATCHER      ▶ HEIGHT 5'11"      ▶ WEIGHT 233      ▶ BATS L      ▶ THROWS L

## NON-ROSTER INVITEE

### RIOS' LIFETIME PLAYING RECORD

Year	Club	AVG	G	AB	R	H	2B	3B	HR	RBI	SH	SF	HBP	BB	IBB	SO	SB	CS	GDP	SLG	OBP	E
2023—	Angels (ACL)	.200	3	10	3	2	0	0	0	1	0	0	0	2	0	0	1	0	0	.200	.333	0
	Inland Empire	.181	33	127	19	23	4	2	3	18	0	2	2	14	0	37	7	2	1	.315	.269	1
<b>MINOR TOTALS</b>		<b>.182</b>	<b>36</b>	<b>137</b>	<b>22</b>	<b>25</b>	<b>4</b>	<b>2</b>	<b>3</b>	<b>19</b>	<b>0</b>	<b>2</b>	<b>2</b>	<b>16</b>	<b>0</b>	<b>37</b>	<b>8</b>	<b>2</b>	<b>1</b>	<b>.307</b>	<b>.274</b>	<b>1</b>

### 2023 SEASON

- ◆ Split season between ACL **Angels** and Low-A **Inland Empire**, batting .182 (39/165) with nine extra-base hits in 36 games.
- ◆ Homered in consecutive games for the first time in career from Aug. 10 to Aug. 11.
- ◆ Notched eight RBI in seven games from Aug. 8 to Aug. 15.
- ◆ Logged three outfield assists, including one double play in 2023...Committed just one error in 275 total innings in left field, a .981 fielding percentage (52/53).

### CAREER HIGHLIGHTS

- ◆ Made professional debut July 21, 2023 with ACL Angels vs. ACL Diamondbacks Black.

### CAREER TRANSACTIONS

- ◆ July 10, 2023...Selected by **Angels** in third round of First-Year Player Draft.

### PERSONAL/MISC

- ◆ Alberto Rios...Twitter: @arioos19
- ◆ Son of Alma and Alberto Rios...Has two sisters, Brianna and Cassandra.
- ◆ Cousin, Frankie Rios, played baseball at USC before being selected by the Boston Red Sox in the 17th round of the 2017 MLB Draft.
- ◆ Attended Stanford University...Batted .373 (93/249) with a 1.162 OPS in three seasons from 2021-2023... Played in just eight games in his freshman and sophomore seasons, and batted .384 (93/242) with a 1.192 OPS and 69 runs scored, 73 RBI, 24 doubles, and 18 home runs in 63 games as a junior in 2023...Won the PAC-12 championship with Stanford in back-to-back seasons from 2022-2023...Named the PAC-12 Player of the Year in 2023...Named a Golden Spikes semifinalist in 2023...In 2023, was named to the D1Baseball All-American first team, Collegiate Baseball All-America first team, ABCA All-America first team, and NCBWA All-America first team...PAC-12 All-Conference player in 2023...PAC-12 Academic Honor Roll in 2021...Set a Stanford record with 11 RBI vs. CSU Bakersfield on March 5; went 5/7 with a pair of three-run homers in the game...Majored in Management Science and Engineering.
- ◆ Graduated St. John Bosco HS (CA) in 2020...2020 Perfect Game Preseason All-Region...All-Trinity League in 2019...Two-time Perfect Game Preseason Underclass All-American (2018-19).

RIOS



# 78 KENNY ROSENBERG

▶ **BORN:** JULY 9, 1995      **OPENING DAY AGE:** 28  
**BIRTHPLACE:** MILL VALLEY, CA      **RESIDES:** SANTA CLARITA, CA  
**MLB SERVICE:** 71 DAYS  
**ACQUIRED:** FROM TAMPA BAY IN AAA RULE 5 DRAFT, DEC. 8, 2021  
**SIGNED THRU:** 2024; UNDER CLUB CONTROL; 1/3 OPTIONS USED

▶ **LHP**      ▶ **HEIGHT** 6-1      ▶ **WEIGHT** 195      ▶ **BATS** L      ▶ **THROWS** L

## ROSENBERG'S LIFETIME PITCHING RECORD

Year	Club	W-L	ERA	G	GS	CG	GF	SHO	SV	IP	H	R	ER	HR	HB	BB	IBB	SO	WP	BK	BAA
2016	— Princeton	0-1	5.87	3	1	0	0	0	0	7.2	8	5	5	1	0	2	0	6	1	0	.286
	Rays (GCL)	1-1	1.31	9	0	0	4	0	2	20.2	15	5	3	1	0	4	0	27	3	0	.208
2017	— Bowling Green	7-7	4.28	24	20	0	2	0	1	113.2	118	62	54	15	4	40	1	133	9	1	.270
2018	— Charlotte	11-2	4.86	25	17	0	0	0	0	113.0	119	67	61	10	7	49	1	106	13	3	.267
2019	— Montgomery	11-4	3.29	25	16	0	2	0	0	134.0	118	52	49	10	4	55	0	108	7	1	.240
	Durham	0-1	7.20	1	1	0	0	0	0	5.0	5	4	4	1	0	4	0	6	0	0	.278
2020	<i>DID NOT PLAY - No Minor League Season</i>																				
2021	— Rays (FCL)	0-0	4.50	2	2	0	0	0	0	6.0	5	3	3	1	1	1	0	10	0	0	.217
	Montgomery	0-1	3.60	2	2	0	0	0	0	5.0	3	4	2	1	0	4	0	6	0	0	.176
	Durham	4-0	2.35	14	0	0	4	0	1	30.2	26	8	8	4	1	11	1	43	2	0	.239
2022	— Salt Lake	2-5	3.16	14	13	1	0	0	0	62.2	50	27	22	9	4	27	0	62	2	0	.216
	LAA	0-0	4.22	3	1	0	1	0	0	10.2	9	5	5	1	0	6	0	8	0	0	.225
	Angels (ACL)	0-2	7.50	3	2	0	0	0	0	6.0	8	5	5	1	1	1	0	6	0	0	.320
2023	— Salt Lake	7-7	4.95	20	20	0	0	0	0	100.0	105	61	55	14	4	46	0	120	6	0	.268
	LAA	2-2	3.82	7	3	0	1	0	0	33.0	35	14	14	3	1	14	1	29	0	1	.267
<b>MAJOR TOTALS</b>		<b>2-2</b>	<b>3.92</b>	<b>10</b>	<b>4</b>	<b>0</b>	<b>2</b>	<b>0</b>	<b>0</b>	<b>43.2</b>	<b>44</b>	<b>19</b>	<b>19</b>	<b>4</b>	<b>1</b>	<b>20</b>	<b>1</b>	<b>37</b>	<b>0</b>	<b>1</b>	<b>.257</b>
<b>MINOR TOTALS</b>		<b>43-31</b>	<b>4.04</b>	<b>142</b>	<b>94</b>	<b>1</b>	<b>12</b>	<b>0</b>	<b>4</b>	<b>604.1</b>	<b>580</b>	<b>303</b>	<b>271</b>	<b>68</b>	<b>26</b>	<b>244</b>	<b>3</b>	<b>633</b>	<b>43</b>	<b>5</b>	<b>.253</b>

## 2023 SEASON

- ◆ Made **Angels** season debut Aug. 11 at Houston.
- ◆ Pitched to a 2-2 record and 3.82 ERA (33 IP - 14 ER) with 29 strikeouts in seven games (three starts) for LAA.
- ◆ Logged first career MLB win on Sept. 10 vs. Cleveland after tossing 5.0 innings and surrendering one run on six hits, one walk, and four strikeouts.
- ◆ Went 2-1 with a 2.25 ERA (16 IP - 4 ER) and 13 strikeouts in three outings as a starter.
- ◆ In 20 starts for Salt Lake, went 7-7 with a 4.95 ERA (100 IP - 55 ER) and 120 strikeouts.

## CAREER HIGHLIGHTS

- ◆ Made Major League debut with Angels, April 18, 2022 at Houston.
- ◆ Notched first Major League win on Sept. 10, 2023 vs. Cleveland.
- ◆ Named a 2019 Southern League Mid-Season All-Star...Southern League Pitcher of the Week for July 8-14, 2019.
- ◆ In 2019, ranked among Southern League leaders in wins (11, T1st), ERA (3.29, 4th) and strikeouts (108, 9th).
- ◆ Led 2018 Florida State League with a .846 winning pct., ranked third in wins (11), seventh in SO (106) and 10th with a .267 opp avg.

## MAJOR LEAGUE SUMMARY

### 2022

- ◆ Contract selected by **Angels**, April 18...Made MLB debut that night at Houston, with 1.0 inning pitched in relief.
- ◆ Totaled three appearances (one start) for Angels across four Major League stints...Pitched career high 5.0 innings in relief May 31, 2022 at Yankee Stadium...Made first start June 19, 2022 at Seattle and tossed 4.2 scoreless IP.

## CAREER TRANSACTIONS

- ◆ June 10, 2016...Selected by **Rays** in eighth round of First-Year Player Draft (signed June 21, 2016).
- ◆ Dec. 8, 2021...Selected from **Rays** by **Angels** in AAA phase of Rule 5 Draft.

ROSENBERG



## PERSONAL/MISC

- ◆ Kenneth Walter Rosenberg...On Twitter: @KRosenberg22.
- ◆ Did not get selected to Rays Player Pool for 2020 season.
- ◆ Pitched collegiately at Cal State Northridge...Went 6-1 with a 3.21 ERA (98 IP - 35 ER) and 118 SO in 15 starts as a redshirt sophomore in 2016...Led Big West in strikeouts...Missed 2015 season due to a back injury.
- ◆ Attended Tamalpais HS (Mill Valley, CA), in San Francisco Bay Area.
- ◆ Originally signed by Rays scout Greg Whitworth.

## CAREER FIELDING

POS	PCT	G	PO	A	E	TC	DP
P	1.000	10	1	5	0	6	0

## ROSENBERG'S CAREER HIGHS

	SEASON	GAME
Wins	2 — 2023	SO 6 — 9/30/23 vs. OAK
Losses	2 — 2023	IP 6.0 — 9/4/23 vs. BAL
ERA	3.82 — 2023	R & ER 5 — 9/17/23 vs. DET
IP	33.0 — 2023	BB 5 — 8/11/23 at HOU
SO	29 — 2023	H 7 — 3 times; last, 9/17/23 vs. DET



# 2024 LOS ANGELES ANGELS



## 43 PATRICK SANDOVAL



**BORN:** OCT. 18, 1996  
**BIRTHPLACE:** MISSION VIEJO, CA  
**MLB SERVICE:** 3 YEARS, 149 DAYS

**OPENING DAY AGE:** 27  
**RESIDES:** MISSION VIEJO, CA

**ACQUIRED:** FROM HOUSTON FOR C MARTÍN MALDONADO, JULY 26, 2018  
**SIGNED THRU:** 2024; UNDER CLUB CONTROL; 2/3 OPTIONS USED

▶ **LHP**

▶ **HEIGHT 6-3**

▶ **WEIGHT 190**

▶ **BATS L**

▶ **THROWS L**

### SANDOVAL'S LIFETIME PITCHING RECORD

Year	Club	W-L	ERA	G	GS	CG	GF	SHO SV	IP	H	R	ER	HR	HB	BB	IBB	SO	WP	BK	BAA	
2015	— Astros (GCL)	0-3	6.08	6	6	0	0	0	13.1	22	12	9	1	0	4	0	11	3	0	.349	
2016	— Greenville	2-3	5.30	13	8	0	2	0	52.2	53	32	31	4	1	25	0	51	2	0	.266	
2017	— Buies Creek	0-1	10.13	1	0	0	0	0	2.2	4	3	3	0	0	1	0	2	0	0	.333	
	— Tri-City	1-1	3.79	4	4	0	0	0	19.0	19	8	8	0	0	6	0	28	2	0	.257	
	— Quad Cities	2-2	3.83	9	7	0	2	0	40.0	38	25	17	1	1	16	0	48	7	0	.244	
2018	— Quad Cities	7-1	2.49	14	10	0	1	0	65.0	58	22	18	4	0	11	0	71	2	0	.231	
	— Buies Creek	2-0	2.74	5	3	0	1	0	23.0	12	8	7	1	1	4	0	26	2	1	.156	
	— Inland Empire	1-0	0.00	3	3	0	0	0	14.2	6	0	0	0	0	1	6	0	21	1	1	.118
	— Mobile	1-0	1.37	4	4	0	0	0	19.2	12	3	3	0	0	8	0	27	3	1	.174	
2019	— Mobile	0-3	3.60	5	4	0	1	0	20.0	14	10	8	1	0	7	0	32	7	0	.187	
	— Salt Lake	4-4	6.41	15	15	0	0	0	60.1	84	62	43	7	2	35	0	66	4	1	.319	
	— LAA	0-4	5.03	10	9	0	0	0	39.1	35	22	22	6	1	19	0	42	4	1	.240	
2020	— LAA	1-5	5.65	9	6	0	0	0	36.2	37	26	23	10	0	12	0	33	2	0	.252	
2021	— LAA	3-6	3.62	17	14	0	2	0	87.0	69	38	35	11	4	36	0	94	3	0	.215	
2022	— LAA	6-9	2.91	27	27	1	0	1	148.2	139	56	48	8	5	60	0	151	6	0	.246	
2023	— LAA	7-13	4.11	28	28	0	0	0	144.2	145	89	66	12	4	74	2	128	5	0	.256	
<b>MAJOR TOTALS</b>		<b>17-37</b>	<b>3.83</b>	<b>91</b>	<b>84</b>	<b>1</b>	<b>2</b>	<b>1</b>	<b>456.1</b>	<b>425</b>	<b>231</b>	<b>194</b>	<b>47</b>	<b>14</b>	<b>201</b>	<b>2</b>	<b>448</b>	<b>20</b>	<b>1</b>	<b>.243</b>	
<b>MINOR TOTALS</b>		<b>20-18</b>	<b>4.01</b>	<b>79</b>	<b>64</b>	<b>0</b>	<b>7</b>	<b>0</b>	<b>330.1</b>	<b>322</b>	<b>185</b>	<b>147</b>	<b>19</b>	<b>6</b>	<b>123</b>	<b>0</b>	<b>383</b>	<b>33</b>	<b>4</b>	<b>.250</b>	

**Disabling Injuries:** **2023** — Right oblique strain; disabled Sept. 26 - end of season  
**2021** — Left lumbar spine stress reaction; disabled Aug. 18 (retro to Aug. 15) - end of season

### 2023 SEASON

- ◆ Made third career Opening Day roster in fifth Major League season with **Angels**...Made career-high 28 starts in 2023... Started Angels Home Opener for second time in career (also, 2020).
- ◆ Allowed just 12 home runs in 2023, second-fewest in MLB (min. 140 IP)...Has not allowed multiple home runs in a start since July 18, 2021...On August 1, allowed a home run to a left-handed batter (Michael Harris II, ATL) for the first time since Aug. 13, 2021 (Kyle Tucker, HOU).
- ◆ Ranked 10th in the American League (min. 140 IP) with a 46.6% ground ball rate...Since start of 2022, ranks ninth in A.L. (min. 250 IP) with a 47.0% ground ball rate.
- ◆ Led MLB with 23 unearned runs allowed in 2023...Most unearned runs allowed in a season since Jaime Garcia surrendered 23 unearned runs in 2011 for Cardinals...Second-most in a season in Angels history (Dean Chance - 24 unearned runs in 1966).
- ◆ Pitched to a 1.04 ERA (17.1 IP - 2 ER) and .136 opponent batting average (8/59) with 16 strikeouts in three starts in July.
- ◆ Threw changeups 25.9% of the time and held opponents to a .184 (33/179) average with 59 strikeouts.

### MAJOR LEAGUE SUMMARY

#### 2022

- ◆ Set career bests in nearly every pitching category in fourth season with **Angels**...Made Opening Day roster for second time in career.
- ◆ Recorded first career complete game and first career shutout, Aug. 19 at Detroit...Allowed just four hits while striking out nine, walking none and facing just one batter over the minimum across 97 pitches (73 strikes).
- ◆ In last 11 starts, pitched to a 1.95 ERA (64.2 IP - 14 ER) and 60 strikeouts, while allowing two-or-fewer earned runs in 10 of 11 contests...His ERA ranked fourth in A.L. in that span (since July 29, min. 50 IP).

SANDOVAL

## WHIFF RATE LEADERS

### Highest swing-and-miss rate by pitch type, during 2022 season (min. 175 PA)

Player, Team (pitch type)	Whiff%
1. Framber Valdez, HOU (curveball)	45.4%
2. <b>PATRICK SANDOVAL, LAA (changeup)</b>	<b>44.5%</b>
3. Kevin Gausman, TOR (splitter)	44.5%
4. Gerrit Cole, NYY (slider)	44.2%
5. Dylan Cease, CWS (slider)	43.3%

- ◆ Led American League (min. 100 IP) with a 0.48 HR/9 innings rate, allowing just eight homers on the year - all to right-handed batters...Did not allow a HR in any of his first nine starts, which was longest streak to begin a season in Angels history and longest overall streak for LAA since John Lackey had a nine game streak in 2005.
- ◆ Ranked ninth in A.L. (min. 100IP) with a 29.6% swing & miss rate.
- ◆ Generated a 44.5% whiff rate on his changeup, which was second-highest rate for any pitch in the Majors (min. 175 PA), trailing only Framber Valdez's curveball (45.4%).
- ◆ Was the first starter in Angels history (excluding openers) to post a 0.00 ERA through his first three starts...Previous low ERA over a Halos pitchers' first three starts of a year was 0.44 by Kirk McCaskill in 1989.
- ◆ Compiled fourth longest streak without an earned run (15.0 IP) by a starting pitcher to begin a season in Angels history...Came up 4.0 innings shy of Club record 19.0 IP by Nolan Ryan (1978) and Ken McBride (1962).

## 2021

- ◆ Started season at **Alternate Training Site** before being recalled by **Angels** May 3...First three appearances came in relief before joining rotation May 17.
- ◆ Allowed three-or-fewer runs in 12 of 14 starts and two-or-fewer earned runs in 10 of 14 starts.
- ◆ Ranked fourth in American League (min. 75 IP) with a 33.9% swing-and-miss rate...Among Major League left-handers, only Clayton Kershaw (34.7%) had a higher swing-and-miss rate.
- ◆ Held opponents to a .196 (49/250) batting average against off-speed pitches.
- ◆ On July 24 at Minnesota, came within two outs of tossing a no-hitter before allowing a one out double to Brent Rooker in the 9th inning...Set single game career highs with 8.2 innings pitched and 13 strikeouts in the game (W; 8.2 IP, 1 H, 1 ER, 1 BB, 13 SO)...Marked first time an Angels no-hit bid was broken up in the 9th inning since John Lackey (8.1 IP) on July 29, 2008 at Boston.
- ◆ Won back-to-back decisions in starts on June 13 and June 19, after an Angels record streak of 19 consecutive winless starts.
- ◆ Earned first career save on May 7 vs. Dodgers after working final 3.1 innings of Angels 9-2 victory...Marked Angels first 10+ out save since Jerome Williams (4 IP) on July 30 at Texas and first at home since Chris Bootcheck (4 IP) on May 28, 2005 vs. Kansas City.

## A SWING AND A MISS

### Most Single-Game Swings and Misses

(since 2008)

T1. 35 - Danny Duffy, KC - Aug. 1, 2016 at TB
T1. 35 - Clayton Kershaw, LAD - Sept. 2, 2015 vs. SF
T1. 35 - Jacob deGrom, NYM - Sept. 6, 2020 vs. PHI
4. 33 - Max Scherzer, WSH - May 11, 2016 vs. DET
<b>T5. 32 - Patrick Sandoval, LAA - June 6, 2021 vs. SEA</b>
T5. 32 - Gerrit Cole, NYY - Sept. 1, 2021 at LAA

## 2020

- ◆ Entered year ranked by Baseball America as #6 prospect in **Angels** organization.
- ◆ In second Major League season, made nine appearances (six starts) for Angels across three stints in Majors.
- ◆ Made Opening Day roster for first time in career.
- ◆ Earned first Major League win Sept. 23 at San Diego after tossing three scoreless innings in relief...Victory came in 18th career Major League appearance...His 70.1 career innings pitched entering the game were the most in Angels history at the time of earning a first career win.
- ◆ Held opponents to a .108 (4/37) average against his slider.
- ◆ Pitched to a 3.18 ERA (11.1 IP - 4 ER) in three relief outings, compared with a 6.75 ERA (25.1 IP - 19 ER) in six starts.

## 2019

- ◆ Made Major League debut in relief with **Angels** (after Taylor Cole opened), Aug. 5 at Cincinnati (5 IP, 3 H, 2 ER, 2 BB, 8 SO)...Eight strikeouts were second-most in MLB debut in Angels history (Rudy May - 10 SO, Apr. 18, 1965 vs. DET).
- ◆ Had at least eight strikeouts in two of first five Major League outings, joining Bo Belinsky and Jered Weaver as only Angels to do so.
- ◆ Held opponents to a .063 (1/16) average against his curveball and a .196 (7/46) average against his changeup.
- ◆ Began year with Double-A **Mobile** and held opponents to a .187 (14/75) average across five appearances with 32 strikeouts across 20 innings pitched before being promoted to Triple-A **Salt Lake** May 4.
- ◆ Totaled 15 starts for Bees and compiled 66 strikeouts in 60.1 innings...Allowed three-or-fewer earned runs in 10 of 15 games.

# 2024 LOS ANGELES ANGELS

## NOTABLE MINOR LEAGUE AWARDS AND HONORS

- ◆ **2018** Midwest League Mid-Season All-Star...Midwest League Pitcher of the Week (May 6)...Midwest League Pitcher of the Week (June 24)...Carolina League Pitcher of the Week (July 15).

## CAREER TRANSACTIONS

- ◆ June 10, 2015...Selected by **Astros** in 11th round of First-Year Player Draft (signed July 7, 2015).
- ◆ July 26, 2018...Traded by **Astros** with international pool space to **Angels** for C Martin Maldonado.

## PERSONAL/MISC

- ◆ Patrick Jordan Sandoval...On Twitter: @P\_Sandoval16.
- ◆ Represented Mexico in the 2023 World Baseball Classic...Selected for All-WBC Team after going 1-0 with a 1.23 ERA (7.1 IP - 1 ER) and eight strikeouts across two starts in the tournament.
- ◆ Attended 2022 Angels PLAY Campaign Baseball Clinic, with Brandon Marsh and members of the Angels training and strength & conditioning staff.
- ◆ In 2021, participated in Angels virtual Adopt-A-School program by video chatting with local elementary school students.
- ◆ Represented Angels at Honda Center, Jan. 29, 2020 for Anaheim Ducks' "Angels Night" alongside Joe Maddon, Griffin Canning, David Fletcher and Ty Buttrey.
- ◆ Attended Mission Viejo HS (CA), where he played baseball and football (was a wide receiver and punter)...In 2014 played for Mission Viejo in CIF-SS West Valley Finals football game at Angel Stadium in a victory over Vista Murrieta HS.
- ◆ Committed to play college baseball at USC, before signing with Astros following 2015 First-Year Player Draft.
- ◆ Wrote an elementary school book report on his favorite childhood baseball player, Albert Pujols.
- ◆ Originally signed by Astros scout Brad Budzinski.

## WORLD BASEBALL CLASSIC TOTALS

Year	Club	W-L	ERA	G	GS	CG	GF	SHO	SV	IP	H	R	ER	HR	HB	BB	IBB	SO	WP	BK	BAA
2023	Mexico	1-0	1.23	2	2	0	0	0	0	7.1	6	1	1	0	0	3	0	8	1	0	.222

## MAJOR LEAGUE HITTING TOTALS


	AVG	AB	R	H	2B	3B	HR	RBI	SH	SF	HBP	BB	IBB	SO	SB	CS	GDP	SLG	OBP
CAREER	.167	6	1	1	0	0	0	0	0	0	0	0	0	4	0	0	0	.167	.167

## CAREER FIELDING

POS	PCT	G	PO	A	E	TC	DP
P	.946	91	20	50	4	74	1

## SANDOVAL'S CAREER HIGHS

SEASON		GAME	
Wins	7 — 2023	SO	13 — 7/24/21 at MIN
Losses	13 — 2023	IP	9.0 — 8/19/22 at DET
ERA	2.91 — 2022	R	8 — 9/12/23 at SEA
IP	148.2 — 2022	ER	7 — 6/29/23 vs. CWS
SO	151 — 2022	BB	6 — 3 times; last, 8/14/23 at TEX
		H	10 — Twice; last, 6/23/23 at COL







# 22 MIGUEL SANÓ

BORN: MAY 11, 1993

OPENING DAY AGE: 30

BIRTHPLACE: SAN PEDRO DE MACORÍS, DR RESIDES: SAN PEDRO DE MACORÍS, DR

MLB SERVICE: 7 YEARS, 66 DAYS

ACQUIRED: SIGNED AS MINOR LEAGUE FREE AGENT, FEB. 1, 2024

SIGNED THRU: 2024; SIGNED ONE-YEAR CONTRACT; 2/3 OPTIONS USED

INFIELDER

HEIGHT 6-4 WEIGHT 270 BATS R THROWS R

## NON-ROSTER INVITEE

### SANÓ'S LIFETIME PLAYING RECORD

Year	Club	AVG	G	AB	R	H	2B	3B	HR	RBI	SH	SF	HBP	BB	IBB	SO	SB	CS	GDP	SLG	OBP	E	
2010	Twins (DSL)	.344	20	64	11	22	2	1	3	10	0	1	1	14	2	17	2	1	0	.547	.463	8	
	Twins (GCL)	.291	41	148	23	43	14	0	4	19	1	1	1	10	1	43	2	2	2	.466	.338	14	
2011	Elizabethhton	.292	66	267	58	78	18	7	20	59	0	1	2	23	0	77	5	4	4	.637	.352	26	
2012	Beloit	.258	129	457	75	118	28	4	28	100	0	8	8	80	4	144	8	3	10	.521	.373	42	
2013	Fort Myers	.330	56	206	51	68	15	2	16	48	0	2	6	29	2	61	9	2	2	.655	.424	11	
	New Britain	.236	67	233	35	55	15	3	19	55	0	3	4	36	2	81	2	1	6	.571	.344	12	
2014	DID NOT PLAY - INJURED																						
2015	Chattanooga	.274	66	241	55	66	18	1	15	48	0	4	3	38	2	68	5	1	5	.544	.374	15	
	MINNESOTA	.269	80	279	46	75	17	1	18	52	0	2	1	53	1	119	1	1	4	.530	.385	0	
2016	MINNESOTA	.236	116	437	57	103	22	1	25	66	0	3	1	54	1	178	1	0	8	.462	.319	18	
	Rochester	.160	8	25	3	4	1	0	2	2	0	0	0	5	1	10	0	0	3	.440	.300	1	
2017	MINNESOTA	.264	114	424	75	112	15	2	28	77	0	1	4	54	5	173	0	0	12	.507	.352	9	
2018	MINNESOTA	.199	71	266	32	53	14	0	13	41	0	2	0	31	0	115	0	0	7	.398	.281	10	
	Rochester (1)	.267	9	30	2	8	1	0	2	5	0	0	0	6	0	8	0	0	0	.500	.389	1	
	Fort Myers	.328	19	64	11	21	2	0	2	12	0	0	0	13	0	21	0	0	3	.453	.442	1	
2019	Fort Myers (1)	.800	2	5	1	4	0	0	1	3	0	0	1	1	0	0	0	0	0	1.400	.857	0	
	Pensacola (1)	.200	5	20	1	4	2	0	1	5	0	2	0	1	0	7	0	0	2	.450	.217	1	
	Rochester (1)	.308	3	13	2	4	2	0	0	1	0	0	0	1	0	7	0	0	0	.462	.357	0	
	MINNESOTA	.247	105	380	76	94	19	2	34	79	0	1	3	55	0	159	0	1	5	.576	.346	19	
2020	MINNESOTA	.204	53	186	31	38	12	0	13	25	0	0	1	18	1	90	0	0	3	.478	.278	4	
2021	MINNESOTA	.223	135	470	68	105	24	0	30	75	0	1	2	59	2	183	2	1	13	.466	.312	16	
2022	MINNESOTA	.083	20	60	1	5	0	0	1	3	0	1	1	9	0	25	1	0	0	.133	.211	2	
	Twins (FCL) (1)	.313	5	16	3	5	1	0	2	4	0	0	0	3	0	2	1	0	0	.750	.421	0	
St. Paul (1)	.348	8	23	5	8	2	0	3	7	0	0	0	3	0	10	0	0	0	.826	.423	1		
2023	DID NOT PLAY																						
MAJOR TOTALS		.234	694	2502	386	585	123	6	162	418	0	11	13	333	10	1042	5	3	52	.482	.326	78	
MINOR TOTALS		.280	504	1812	336	508	121	18	118	378	1	22	26	263	14	556	34	14	37	.562	.375	133	

(1) rehab assignment

- Disabling Injuries:** **2022** — Left knee inflammation; disabled July 30 - end of season  
 Left knee surgery; disabled May 2 - July 25  
**2021** — Strained right hamstring; disabled April 23 - May 5  
**2019** — Right heel laceration; disabled March 28 - May 15  
**2018** — Left hamstring strain; disabled April 28 - May 25  
**2017** — Left shin stress reaction; disabled Aug. 20 - end of season  
**2016** — Left hamstring strain; disabled June 1 - July 1

### 2023 SEASON

- ◆ Did not play for a Major League organization in 2023.
- ◆ Participated in the Dominican Winter League for the Estrellas Orientales, batting .225 (20/89) with a .750 OPS and 13 runs, 13 RBI, and 12 extra-base hits in 27 games.
- ◆ Was teammates with Angels farmhand, RHP Luis Ledo.

# 2024 LOS ANGELES ANGELS

## MAJOR LEAGUE SUMMARY

### 2022

- ◆ Began season as **Twins** Opening Day first baseman for third-straight season; Made Opening Day roster for sixth time in career.
- ◆ Hit first and only home run of the season April 15 at Boston, snapping an 0-for-19 start to campaign.
- ◆ Stole fifth career base on April 15 at Boston.
- ◆ Recorded fourth career walk-off plate appearance with 9th inning single on April 26 vs. Detroit.
- ◆ Played in 17 games for Twins, batting .083 (5/46) with nine walks before being placed on 10-day Injured List on May 2 and undergoing left knee surgery...Transferred to 60-day IL on May 14.
- ◆ Played five games on rehab assignment with FCL Twins from July 4-9 and seven games on rehab with Triple-A St. Paul from July 12-23.
- ◆ Reinstated from Injured List on July 25 and played three more games with Twins until landing back on IL with left knee inflammation on July 30...Transferred to 60-day IL on August 2 and did not return.

### 2021

- ◆ Began season on **Twins** Opening Day roster for the fifth time in career.
- ◆ Placed on 10-day Injured List with a strained right hamstring on April 23; reinstated on May 5.
- ◆ Hit three home runs on May 18 vs. White Sox, becoming the 10th different Twin with a three-homer game (13th different time).
- ◆ Hit 100th career double on May 20 (Game 1) at Angels...One of 19 players in Twins history (since 1961) with at least 100 doubles and 100 home runs.
- ◆ Hit two-run walk-off home run in the 12th inning on June 21 vs. Cincinnati, his third career walk-off hit and second via home run.
- ◆ Recorded 500th career hit (single) on June 8 vs. Yankees.
- ◆ Placed on Paternity List from Aug. 20-23 following the birth of his daughter, Danea, on Aug. 19.
- ◆ Hit 495-foot home run on August 25 at Boston, off Nick Pivetta, measured as the longest home run in baseball in 2021...Second-longest HR by a Twin in the Statcast Era, behind Sanó's 496-foot shot on Sept. 17, 2019 vs. White Sox...Hit the three longest home runs for the club in 2021 (496 FT, 475 FT on Aug. 18 vs. Cleveland, 473 FT July 28 vs. Detroit).
- ◆ Hit 30th home run on September 28 vs. Detroit, becoming the seventh different player in club history (since 1961) with multiple 30-homer seasons (also 34 in 2019), joining Harmon Killebrew (8 times), Justin Morneau (3 times), Bob Allison (2 times), Gary Gaetti (2 times), Tom Brunansky (2 times) and Brian Dozier (2 times).

### 2020

- ◆ Made fourth career Opening Day roster with **Twins**.
- ◆ Recorded season-long 10-game hitting streak Aug. 17-26, hitting .417 (15/36) with nine doubles, two home runs, seven RBI, six walks, and a 1.333 OPS in that span...Streak finished as the longest on the team in 2020.
- ◆ Ended the season ranked first in the majors in barrels-per-batted ball event (22.9%), second in average exit velocity (95.2 mph), and third in hard-hit percentage (57.3%).
- ◆ In his first full season as a first baseman, committed four errors across 423.1 innings in the field.
- ◆ Started at first base for both games in AL Wild Card Series vs. Houston, going 1-for-7 with one walk.

### 2019

- ◆ Began season on 10-day Injured List with a right heel laceration, an injury suffered playing in the Dominican Winter League...was reinstated with **Twins** May 13.
- ◆ Had five multi-homer games in 2019: May 23 at Angels, June 28 at White Sox, July 23 vs. Yankees, Aug. 23 vs. Detroit and Sept. 22 vs. Kansas City.
- ◆ Set career high with 11-game hitting streak from June 28-July 14.
- ◆ Hit 100th career home run July 23 vs. Yankees in his 432nd career game, becoming the fastest player in club history to reach 100 homers.
- ◆ Hit first career grand slam Sept. 14 at Cleveland.
- ◆ Hit 30th home run September 17 vs. Chicago-AL, off Ross Detwiler...became fifth Twin to reach the 30-home run mark on the season (Max Kepler, Nelson Cruz, Mitch Garver and Eddie Rosario), setting a major league record.
- ◆ Set career highs for home runs (34), RBI (79), walks (55), slugging percentage (.576) and OPS (.923) despite not making season debut until May 16.
- ◆ Played third base in all three games of ALDS vs. Yankees, going 1-for-12 with one home run and one RBI.

### 2018

- ◆ Made third career Opening Day roster with **Twins**.
- ◆ Placed on 10-day injured list May 1 with left hamstring strain; went on rehab assignment with Triple-A **Rochester**, playing in nine games; returned from rehab and reinstated May 24.

- ◆ Opted to Single-A **Fort Myers** on June 14...Played in 23 games between the Miracle and Triple-A Rochester, hitting .295 (23-for-78) with a .415 on-base percentage.
- ◆ Recalled by Minnesota July 28...Missed 12 games after suffering a lower left leg bruise on Sept. 4 at Houston, injuring himself on a slide into second base attempting to advance on a wild pitch...Came back for one game before being shut down for the rest of the season.
- ◆ Played with Estrellas Orientales in the Dominican Winter League, helping the club win the championship.

## 2017

- ◆ Made third career Opening Day roster with **Twins**.
- ◆ Set career high with four hits May 22 at Baltimore.
- ◆ Participated in T-Mobile Home Run Derby on July 10 at Marlins Park; was the fifth seed and defeated Mike Moustakas in round one with 11 home runs, defeated Gary Sánchez in round two with 11 home runs, then lost to Aaron Judge in the finals with 10 home runs to Judge's 11.
- ◆ Hit .276 (83/301) with 21 home runs and 62 RBI in 82 games pre-All-Star break and was selected to first career A.L. All-Star team as a reserve; entered the game in the bottom of the fourth inning and played third base; went 1-for-1 and drove in the AL's first run with a single.
- ◆ Tied career high with 10-game hitting streak June 30-July 8.
- ◆ Placed on 10-day Injured List Aug. 21 with a left shin stress reaction; reinstated Sept. 29.
- ◆ Ranked second on club in home runs (28), third in RBI (77) and runs (75), and fourth in walks (54).

## 2016

- ◆ Made **Twins** Opening Day roster for first time in career.
- ◆ Homered in four-straight games May 25-29, one game short of the Twins record.
- ◆ Placed on 15-day injured list June 1 with a left hamstring strain; reinstated July 1.
- ◆ Hit safely in career-high 10 straight games July 5-19.
- ◆ Recorded second career two-homer game Aug. 7 at Tampa Bay; set season high with four RBI.
- ◆ Set Twins single-season record for strikeouts (178), which also tied for fourth in the AL...set career highs in games (116), home runs (25), RBI (66), doubles (22), walks (54), and runs (57).

## 2015

- ◆ Opened season with Double-A **Chattanooga**.
- ◆ Named Twins minor league Player of the Week May 17, hitting .379 (11-for-29) with four doubles, three home runs, eight RBI, three walks and a .438 on-base percentage.
- ◆ Recalled by Twins on July 2 and made Major League debut that night...Recorded first Major League hit with an infield single off Greg Holland in the 9th inning.
- ◆ Hit safely in first seven career games, marking the third-longest streak for a Twin to start career...also walked six times in first seven games.
- ◆ Hit first career home run July 7 vs. Baltimore, a two-run HR off Kevin Gausman...Recorded first career two-homer game August 12 vs. Texas, and collected six RBI, tying Twins single-game record for a rookie (Tony Oliva - 1964 and Oswaldo Arcia - 2013).
- ◆ Named A.L. Rookie of the Month for August after hitting .278 (27/97) with seven doubles, nine home runs and 26 RBI...Led all A.L. rookies in home runs, RBI, and slugging percentage (.629) in August.
- ◆ Became second Twins rookie to ever win Calvin R. Griffith Award, the other being Tony Oliva in 1964...Finished third in the AL Rookie of the Year voting with 20 voting points.

## POSTSEASON SUMMARY

- ◆ Has appeared in two postseasons in career (2020, 2019), both with Minnesota...Hit .105 (2/19) with one home run in five career postseason games.

### WILD CARD GAME TOTALS

Year	Club, Opp	AVG	G	AB	R	H	2B	3B	HR	RBI	SH	SF	HBP	BB	IBB	SO	SB	CS	GDP	SLG	OBP	E
2020—	MIN, HOU	.143	2	7	0	1	0	0	0	0	0	0	0	1	0	1	0	0	0	.143	.250	0

### DIVISION SERIES TOTALS

Year	Club, Opp	AVG	G	AB	R	H	2B	3B	HR	RBI	SH	SF	HBP	BB	IBB	SO	SB	CS	GDP	SLG	OBP	E
2019—	MIN, NYY	.083	3	12	1	1	0	0	1	1	0	0	0	0	0	8	0	0	0	.333	.083	0

## NOTABLE MINOR LEAGUE AWARDS AND HONORS

- ◆ **2015** MiLB.com Organizational All-Star...Southern League Mid-Season All-Star...Southern League Player of the Week (June 29)...Baseball America Double-A All-Star.
- ◆ **2013** MiLB.com Organizational All-Star...Futures Game Selection...Florida State League Mid-Season All-Star...Eastern League Player of the Week (Aug. 12)...Baseball America Minor League All-Star...Baseball America Low Class-A All-Star.

# 2024 LOS ANGELES ANGELS

- ◆ **2012** MiLB.com Organizational All-Star...Midwest League Mid-Season All-Star...Midwest League Player of the Week (Aug. 20)...Midwest League Post-Season All-Star...Midwest League Prospect of the Year.
- ◆ **2011** MiLB.com Organizational All-Star...Appalacian League Player of the Week (Aug. 8)...Appalacian League Player of the Week (July 6)...Appalacian League Post-Season All-Star...Baseball America Rookie All-Star.
- ◆ **2010** MiLB.com Organizational All-Star.

## CAREER TRANSACTIONS

- ◆ Oct. 9, 2009...Signed by **Twins** as international free agent.
- ◆ Jan. 14, 2020...Signed by **Twins** to three-year contract.
- ◆ Feb. 1, 2024...Signed by **Angels** as minor league free agent.

## PERSONAL/MISC

- ◆ Miguel Angel (Jean) Sanó (pronounced sah-NO)...Twitter: @SanoMiguel.
- ◆ Was one of the subjects of the 2011 "Ballplayer: Pelotero" documentary.
- ◆ Is close to former major leaguer and San Pedro De Macoris, DR native Fernando Tatis Sr., who is his mentor and offseason hitting instructor.
- ◆ Prior to June 21, 2021 game in which he hit a two-run walk-off homer, the Twins honored the memory of their late bench coach Mike Bell, who passed away the previous March, with a pregame ceremony which included Mike's brother David, the manager of the Reds...Sanó told Mike's son, Luke, how much his dad meant to him and asked if he could do anything for Luke...Luke replied with "hit a home run tonight."
- ◆ Favorite TV show is The Fresh Prince of Bel-Air.
- ◆ Originally signed by Twins scout Fred Guerrero.

## MISCELLANEOUS STATS

### CAREER MULTIPLE-HOME RUN GAMES (11)

#### THREE-HR GAMES (1)

May 18, 2021 vs. CWS

#### TWO-HR GAMES (10)

July 28, 2021 vs. DET  
 Aug. 23, 2019 vs. DET  
 May 23, 2019 at LAA  
 Aug. 12, 2015 vs. TEX

Aug. 1, 2020 vs. CLE  
 July 23, 2019 vs. NYY  
 Aug. 18, 2017 vs. ARI

Sept. 22, 2019 vs. KC  
 June 28, 2019 at CWS  
 Aug. 7, 2016 at TB

### CAREER GRAND SLAM HOME RUNS (2)

May 20, 2021 at LAA (2)

Sept. 14, 2019 at CLE (2)

### CAREER WALK-OFF PLATE APPEARANCES (3)

Apr. 26, 2022 vs. DET (Single, runs score on E2, no RBI; 9th)  
 Aug. 5, 2019 vs. ATL (2-RBI HR, 9th)

June 21, 2021 vs. CIN (2-run HR; 1 RBI, 12th)  
 Apr. 26, 2016 vs. CLE (RBI single, 9th)

## CAREER FIELDING

POS	PCT	G	PO	A	E	TC	DP
1B	.985	220	1552	76	25	1653	150
3B	.935	289	203	514	50	767	42
OF	.962	38	75	0	3	78	0

## SANÓ'S CAREER HIGHS

	SEASON		GAME
AVG	.269 — 2015	H	4 — 5/22/17 at BAL
R	76 — 2019	R	3 — 8 times; last, 5/18/21 vs. CWS
H	112 — 2017	HR	3 — 5/18/21 vs. CWS
2B	24 — 2021	2B	2 — 9 times; last, 7/5/21 vs. CWS
HR	34 — 2019	RBI	6 — 8/12/15 vs. TEX
RBI	79 — 2019	Hit Streak	11 — June 28 - July 14, 2019

SANÓ





# 18 NOLAN SCHANUEL

**BORN:** FEB 14, 2002 **OPENING DAY AGE:** 22  
**BIRTHPLACE:** BOCA RATON, FL **RESIDES:** BOYNTON BEACH, FL  
**MLB SERVICE:** 45 DAYS  
**ACQUIRED:** SELECTED IN FIRST ROUND (11TH OVERALL) OF 2023 FIRST-YEAR PLAYER DRAFT  
**SIGNED THRU:** 2024; UNDER CLUB CONTROL; 0/3 OPTIONS USED

▶ **OUTFIELDER**

▶ **HEIGHT** 6-4 ▶ **WEIGHT** 220 ▶ **BATS** L ▶ **THROWS** R

## SCHANUEL'S LIFETIME PLAYING RECORD

Year	Club	AVG	G	AB	R	H	2B	3B	HR	RBI	SH	SF	HBP	BB	IBB	SO	SB	CS	GDP	SLG	OBP	E
2023—	Angels (ACL)	.250	3	8	3	2	1	0	0	1	0	0	0	4	0	1	1	0	0	.375	.500	0
	Inland Empire	.833	2	6	2	5	0	0	0	2	0	1	1	1	0	0	0	0	0	.833	.778	0
	Rocket City	.333	17	60	15	20	3	1	1	12	0	0	0	16	0	9	1	0	0	.467	.474	1
	LAA	.275	29	109	19	30	3	0	1	6	0	0	3	20	1	19	0	0	1	.330	.402	2
	<b>MAJOR TOTALS</b>	<b>.275</b>	<b>29</b>	<b>109</b>	<b>19</b>	<b>30</b>	<b>3</b>	<b>0</b>	<b>1</b>	<b>6</b>	<b>0</b>	<b>0</b>	<b>3</b>	<b>20</b>	<b>1</b>	<b>19</b>	<b>0</b>	<b>0</b>	<b>1</b>	<b>.330</b>	<b>.402</b>	<b>2</b>
	<b>MINOR TOTALS</b>	<b>.365</b>	<b>22</b>	<b>74</b>	<b>20</b>	<b>27</b>	<b>4</b>	<b>1</b>	<b>1</b>	<b>15</b>	<b>0</b>	<b>1</b>	<b>1</b>	<b>21</b>	<b>0</b>	<b>10</b>	<b>2</b>	<b>0</b>	<b>0</b>	<b>.486</b>	<b>.505</b>	<b>1</b>

## 2023 SEASON

- ◆ Contract selected by **Angels**, Aug. 18...Made MLB debut that night vs. Tampa Bay... was a part of Halos' first triple play since 1997, becoming the first player to take part in a triple play in his MLB debut since Sal Fasano in 1996.
- ◆ Ended season with active on-base streak to start career at 29 games; a new Angels record for the longest such streak to start a Major League career (previous, Darin Erstad in 1996, 15 G).
- ◆ First career home run came on Sept. 16 vs. DET against Sawyer Gipson-Long (also recorded first career three-hit game).
- ◆ Established franchise record with 10-game hit streak to start MLB career...David Eckstein held previous record with nine-game streak to start his career in 2001.
- ◆ Had hits in 23 of 29 games to start MLB career.
- ◆ Became first player from 2023 Draft to play in Majors, just 40 days after being selected... third Angels player to debut in his Draft year, joining LHP Brian Anderson (1993) and Danny Goodwin (1975).
- ◆ Played 22 games in Angels minor league system...Batted .365 (27/74) with 20 runs, four doubles, one triple, one home run, and 15 RBI.
- ◆ In 59 games played for Florida Atlantic University in 2023, batted .447 (88/197) with 70 runs, 18 doubles, four triples, 19 home runs, 64 RBI, 14 stolen bases, and recorded a 1.483 OPS.

### HE GETS ON BASE

#### Longest On-Base Streak to Start a Career

1. Alvin Davis - 47 games - Mariners, 1984
  2. Truck Hannah - 38 games - Yankees, 1918
  - T3. Enos Slaughter - 29 games - Cardinals, 1938
  - T3. Nolan Schanuel - 29 games\* - Angels, 2023**
  - T5. George Scott - 26 games - Red Sox, 1966
  - T5. Dick Howser - 26 games - Athletics, 1961
- \*active streak

## CAREER HIGHLIGHTS

- ◆ Made Major League debut August 18, 2023 vs. Tampa Bay...Collected first career hit on a 7th inning single off Jason Adam.
- ◆ Set new franchise record by hitting in each of first 10 career games, surpassing David Eckstein's nine-game hitting streak to start his career in 2001.
- ◆ Reached base in each of first 29 games to start career, set Angels record and tied for third-longest streak to start a career all-time (active streak).
- ◆ MLB Play of the Week for August 20, 2023.

## CAREER TRANSACTIONS

- ◆ July 9, 2023...Selected by **Angels** in first round (11th overall) of First-Year Player Draft (signed July 12, 2023).

### HIT THE GROUND RUNNING

#### Longest Hit Streaks to Start a Career in Angels History

1. Nolan Schanuel - 10 games - 2023
2. David Eckstein - 9 games - 2001
3. Trent Durrington - 7 games - 1999
- T4. Troy Glaus - 6 games - 1998
- T4. Pete Coachman - 6 games - 1990
- T4. Gil Flores - 6 games - 1977

# 2024 LOS ANGELES ANGELS

## PERSONAL/MISC

- ◆ Nolan Ryan Schanuel (pronounced SHAWN-uh-well)...On Twitter: @NSchanuel.
- ◆ Played with Angels shortstop Zach Neto in the South Florida Collegiate League before college.
- ◆ Majored in Business Entrepreneurship at Florida Atlantic University.
- ◆ Played collegiately at Florida Atlantic University, where he batted .385 (239/620) with 46 home runs, 179 runs scored, 176 RBI, 31 stolen bases, and a 1.214 career OPS across three seasons...Set a single-season FAU record with 71 walks in 2023 and set a Conference-USA record with a .615 on-base percentage.
- ◆ Collegiate accolades include being named the 2023 Conference USA Player of the Year, First Team All-American, First Team All-Southeast Region, First Team All-C-USA, Academic All-American, First Team Golden Spikes Award semifinalist, and a Bobby Bragan Collegiate Slugger Award semifinalist; In 2022, was named a Preseason All-American, First Team All-C-USA, C-USA All-Academic team, and Southeast All-Region Second Team; Named Freshman All-America, ABCA/Rawlings Second Team All-Region, and Second Team All-C-USA in 2021.
- ◆ Favorite movie is Bull Durham.
- ◆ Loves Chipotle.
- ◆ Enjoys golfing and fishing in his free time.
- ◆ Originally signed by Angels scout Brandon McArthur.

## CAREER FIELDING

POS	PCT	G	PO	A	E	TC	DP
1B	.990	28	177	13	2	192	20



SCHANUEL



# 95 HAYDEN SEIG

▶ BORN: SEPT. 10, 1998      OPENING DAY AGE: 25  
 BIRTHPLACE: MECHANICSBURG, PA      RESIDES: MECHANICSBURG, PA  
 ACQUIRED: SIGNED AS NON-DRAFTED FREE AGENT, AUG. 9, 2021  
 SIGNED THRU: 2024; UNDER CLUB CONTROL; 0/3 OPTIONS USED

▶ RHP

▶ HEIGHT 6-5    ▶ WEIGHT 225    ▶ BATS R    ▶ THROWS R

## NON-ROSTER INVITEE

### SEIG'S LIFETIME PITCHING RECORD

Year	Club	W-L	ERA	G	GS	CG	GF	SHO	SV	IP	H	R	ER	HR	HB	BB	IBB	SO	WP	BK	BAA
2021—	Fargo-Moor(Ind.)	0-0	0.00	7	0	0	1	0	1	8.0	5	1	0	0	0	2	0	7	0	0	—
2022—	Inland Empire	4-1	0.82	9	0	0	9	0	3	11.0	11	3	1	0	0	2	1	12	0	0	.262
	Tri-City	3-2	6.34	26	0	0	2	0	0	32.2	53	29	23	4	3	13	0	26	8	0	.371
2023—	Inland Empire	2-0	1.13	4	0	0	1	0	0	8.0	5	1	1	0	0	2	0	14	0	0	.172
	Tri-City	2-1	3.32	26	0	0	7	0	1	40.2	39	19	15	1	6	9	0	51	3	0	.250
	Salt Lake	1-1	7.36	2	0	0	0	0	0	7.1	11	8	6	0	0	3	0	6	1	0	.344
	Rocket City	1-1	2.57	4	0	0	2	0	1	7.0	4	2	2	1	0	2	0	5	0	0	.167
<b>MINOR TOTALS</b>		<b>13-6</b>	<b>4.05</b>	<b>71</b>	<b>0</b>	<b>0</b>	<b>21</b>	<b>0</b>	<b>5</b>	<b>106.2</b>	<b>123</b>	<b>62</b>	<b>48</b>	<b>6</b>	<b>9</b>	<b>31</b>	<b>1</b>	<b>114</b>	<b>12</b>	<b>0</b>	<b>.289</b>

### 2023 SEASON

- ◆ Split season between Low-A **Inland Empire**, High-A **Tri-City**, Triple-A **Salt Lake**, and Double-A **Rocket City** making 36 appearances and posting a 3.43 ERA (63 IP - 24 ER) with 76 strikeouts with one hold and two saves.
- ◆ Held opponents scoreless in 18 of 36 outings across all four levels, and pitched in multiple innings in 13 of those appearances...Tossed eight consecutive scoreless innings from June 11 to June 23 for High-A Tri-City.
- ◆ Achieved career bests across the board in ERA (3.43), games (36), innings pitched (63), strikeouts (76), and WHIP (1.19).

### CAREER HIGHLIGHTS

- ◆ Made professional debut April 9, 2022 with Low-A **Inland Empire** vs. Lake Elsinore.

### CAREER TRANSACTIONS

- ◆ Aug. 9, 2021...Signed by **Angels** as non-drafted free agent.

### PERSONAL/MISC

- ◆ Hayden John Seig (pronounced seeg).
- ◆ Attended Saint Joseph's University...Pitched to a 5-11 record and 6.07 ERA (105.1 IP - 71 ER) with 131 strikeouts across five seasons from 2017-21...Posted a 3.00 ERA (18.0 IP - 6 ER) with four saves in senior season...2018 Saint Joseph's Academic Award...Majored in Family Business and Entrepreneurship.

SEIG

# 2024 LOS ANGELES ANGELS



## 63 CHASE SILSETH



**BORN:** MAY 18, 2000  
**BIRTHPLACE:** FARMINGTON, NM  
**MLB SERVICE:** 153 DAYS

**OPENING DAY AGE:** 23  
**RESIDES:** FARMINGTON, NM

**ACQUIRED:** SELECTED IN 11TH ROUND OF 2021 FIRST-YEAR PLAYER DRAFT  
**SIGNED THRU:** 2024; UNDER CLUB CONTROL; 2/3 OPTIONS USED

RHP

▶ HEIGHT 6-0 ▶ WEIGHT 215 ▶ BATS R ▶ THROWS R

### SILSETH'S LIFETIME PITCHING RECORD

Year	Club	W-L	ERA	G	GS	CG	GF	SHO	SV	IP	H	R	ER	HR	HB	BB	IBB	SO	WP	BK	BAA
2021	— Angels (ACL)	0-0	4.50	1	0	0	0	0	0	2.0	1	1	1	0	0	1	0	4	0	0	.143
	Rocket City	0-2	13.50	2	2	0	0	0	0	3.1	6	6	5	1	0	0	0	3	1	0	.353
2022	— Rocket City	7-0	2.28	15	15	0	0	0	0	83.0	52	23	21	11	4	27	0	110	5	0	.182
	LAA	1-3	6.59	7	7	0	0	0	0	28.2	33	21	7	1	12	0	24	2	0	0	.287
2023	— Salt Lake	4-1	2.96	11	11	0	0	0	0	45.2	34	18	15	1	2	20	0	49	4	0	.210
	LAA	4-1	3.96	16	8	0	3	0	0	52.1	41	26	23	9	2	26	0	56	5	1	.212
<b>MAJOR TOTALS</b>		<b>5-4</b>	<b>4.89</b>	<b>23</b>	<b>15</b>	<b>0</b>	<b>3</b>	<b>0</b>	<b>0</b>	<b>81.0</b>	<b>74</b>	<b>47</b>	<b>44</b>	<b>16</b>	<b>3</b>	<b>26</b>	<b>0</b>	<b>80</b>	<b>7</b>	<b>1</b>	<b>.240</b>
<b>MINOR TOTALS</b>		<b>11-3</b>	<b>2.82</b>	<b>29</b>	<b>28</b>	<b>0</b>	<b>0</b>	<b>0</b>	<b>0</b>	<b>134.0</b>	<b>93</b>	<b>48</b>	<b>42</b>	<b>13</b>	<b>6</b>	<b>48</b>	<b>0</b>	<b>166</b>	<b>10</b>	<b>0</b>	<b>.197</b>

Disabling Injuries: 2023 — Disabled Aug. 29 (retro to Aug. 27) - Sept. 28

### 2023 SEASON

- ◆ Made 16 appearances (eight starts) for **Angels** in second Major League season.
- ◆ Set a career high with 12 punchouts vs. Seattle on August 6, eclipsing previous career high set two starts prior when he struck out 10 Yankees on July 19.
- ◆ Won career-high four straight decisions dating back to May 22 (active streak).
- ◆ Held hitters to a .163 BAA (7/43) against his slider and a .137 BAA (7/51) against his splitter in 2023.
- ◆ Missed 29 games on the 7-day Injured List and was reinstated on Sept. 29 following two rehab outings with Salt Lake.
- ◆ In 11 games (all starts) for **Salt Lake**, was 4-1 with a 2.96 ERA (45.2 IP - 15 ER) and 49 strikeouts...In last four games, went 2-0 with a 2.87 ERA (15.2 IP - 5 ER) and 20 strikeouts.
- ◆ Named Pacific Coast League Pitcher of the Week for April 3-9 following April 7 win at Albuquerque (W; 6 IP, 1 H, 0 R, 2 BB, 7 SO).

### MAJOR LEAGUE SUMMARY

#### 2022

- ◆ Made Major League debut with **Angels** May 13 at Oakland and earned win (W; 6 IP, 1 H, 0 R, 2 BB, 4 SO)...Joined Jered Weaver as only Angels to work 6+ scoreless innings in an MLB debut and joined Rudy May as Halos to work 6+ innings and allow one hit in a debut...At 21 years, 360 days old during debut, was youngest player to pitch for Angels since José Suarez in 2019.
- ◆ Was first player from the 2021 MLB Draft to reach Major Leagues...First player born in 2000s to play for Angels.
- ◆ Ultimately totaled seven starts for Angels across three Major League stints.

### NOTABLE MINOR LEAGUE AWARDS AND HONORS

- ◆ **2023** Pacific Coast League Pitcher of the Week (April 3-9)
- ◆ **2022** MiLB.com Organization All-Star...Southern League Pitcher of the Month (April)...Southern League Pitcher of the Week (April 18 & Aug. 29)

### CAREER TRANSACTIONS

- ◆ July 13, 2021...Selected by **Angels** in 11th round of First-Year Player Draft (signed July 31, 2021).

SILSETH



## PERSONAL/MISC

- ◆ Chase Robert Silseth...On Twitter: @Chase\_Silseth.
- ◆ First player from the 2021 MLB Draft to reach Major Leagues...First player born in 2000s to play for Angels.
- ◆ Made 18 collegiate starts for 2021 Pac-12 Champion Arizona Wildcats and earned Pac-12 All Conference honors... Logged an 8-1 record and struck out a team-high 105 batters, which ranked third in the Conference of Champions... Started for Wildcats in College World Series opener against Vanderbilt.
- ◆ Pitched in five games during 2020 season at College of Southern Nevada...Pitched in 18 games during freshman collegiate season at University of Tennessee in 2019.
- ◆ Attended Piedra Vista HS (Farmington, NM).
- ◆ Enjoys hiking, hunting, and cooking in his free time.
- ◆ Originally signed by Angels scout Jayson Durocher.

## CAREER FIELDING

POS	PCT	G	PO	A	E	TC	DP
P	1.000	23	5	4	0	9	0



Chase Silseth worked with kids from local Boys and Girls Clubs as part of the Annual PLAY Campaign Clinic.

# 2024 LOS ANGELES ANGELS



## 59 JOSÉ SORIANO



**BORN:** OCT. 20, 1998

**BIRTHPLACE:** SANTO DOMINGO, DR

**MLB SERVICE:** 1 YEAR, 121 DAYS

**ACQUIRED:** RETURNED FROM PITTSBURGH (2020 RULE 5 PICK), NOV. 14, 2021

**SIGNED THRU:** 2024; UNDER CLUB CONTROL; 1/3 OPTIONS USED

**OPENING DAY AGE:** 25

**RESIDES:** BOCA CHICA, DR

▶ **RHP**

▶ **HEIGHT** 6-3

▶ **WEIGHT** 220

▶ **BATS** R

▶ **THROWS** R

### SORIANO'S LIFETIME PITCHING RECORD

Year	Club	W-L	ERA	G	GS	CG	GF	SHO	SV	IP	H	R	ER	HR	HB	BB	IBB	SO	WP	BK	BAA
2016	— Angels (DSL)	3-5	1.58	14	14	0	0	0	0	57.0	37	22	10	2	7	30	0	45	8	0	.187
2017	— Angels (AZL)	2-2	2.94	12	10	0	0	0	0	49.0	43	23	16	2	2	14	0	37	9	1	.234
	Orem	0-0	2.70	1	1	0	0	0	0	3.1	4	1	1	0	0	4	0	2	0	0	.308
2018	— Burlington	1-6	4.47	14	14	0	0	0	0	46.1	34	24	23	1	4	35	0	42	10	1	.217
2019	— Burlington	5-6	2.55	17	15	0	0	0	0	77.2	53	31	22	5	2	48	0	84	9	0	.197
	Angels (AZL)	0-1	1.93	3	3	0	0	0	0	4.2	5	5	1	0	0	3	0	8	2	0	.263
2020	—																				
2021	— Bradenton (1)	0-0	14.73	2	2	0	0	0	0	3.2	6	7	6	0	0	3	0	6	0	0	.353
2022	— Angels (ACL)	0-0	0.00	4	4	0	0	0	0	8.0	4	0	0	0	0	2	0	11	0	0	.148
	Inland Empire	0-0	5.40	3	3	0	0	0	0	5.0	6	3	3	0	0	2	0	6	1	0	.286
2023	— Rocket City	0-2	4.24	17	2	0	0	0	1	23.1	18	16	11	1	3	16	0	31	6	0	.212
	LAA	1-3	3.64	38	0	0	0	0	0	42.0	33	22	17	4	7	23	2	56	2	1	.214
	<b>MAJOR TOTALS</b>	<b>1-3</b>	<b>3.64</b>	<b>38</b>	<b>0</b>	<b>0</b>	<b>0</b>	<b>0</b>	<b>0</b>	<b>42.0</b>	<b>33</b>	<b>22</b>	<b>17</b>	<b>4</b>	<b>7</b>	<b>23</b>	<b>2</b>	<b>56</b>	<b>2</b>	<b>1</b>	<b>.214</b>
	<b>MINOR TOTALS</b>	<b>11-22</b>	<b>3.01</b>	<b>87</b>	<b>68</b>	<b>0</b>	<b>0</b>	<b>0</b>	<b>1</b>	<b>278.0</b>	<b>210</b>	<b>132</b>	<b>93</b>	<b>11</b>	<b>18</b>	<b>157</b>	<b>0</b>	<b>272</b>	<b>45</b>	<b>2</b>	<b>.212</b>

(1) rehab assignment

**Disabling Injuries:** 2021 — Recovering from Tommy John surgery, disabled Feb. 17 - end of season

### 2023 SEASON

- ◆ Recalled by **Angels** June 3...Made Major League debut that day at Houston.
- ◆ Worked 7.0 scoreless IP and allowed just one hit with 10 strikeouts through first seven MLB games following debut.
- ◆ Recorded a 2.55 ERA (24.2 IP - 7 ER) in 20 relief appearances from June 25 - Aug. 26.
- ◆ Did not allow an earned run over eight games from Sept. 3 - Sept. 23 (8.0 IP).
- ◆ Allowed one earned run or fewer in 35 of 38 games pitched this season.
- ◆ Recorded first Major League win Sept. 7 vs. Cleveland.
- ◆ Posted a 1.71 ERA (21 IP - 4 ER) in 19 appearances at The Big A in 2023, the lowest mark for an Angels rookie at home (min. 20 IP) since Trevor Gott logged a 1.57 ERA in 2015.
- ◆ Appeared in 17 games for Double-A **Rocket City**.

### MAJOR LEAGUE SUMMARY

#### 2021

- ◆ Spent entire season on **Pirates** injured list, recovering from Tommy John surgery.
- ◆ Pitched in two games on rehab assignment with Low-A Bradenton, but remained on IL after experiencing right elbow discomfort during last start May 25 vs. Palm Beach.

### NOTABLE MINOR LEAGUE AWARDS AND HONORS

- ◆ **2019** Midwest League Mid-Season All-Star

SORIANO

## CAREER TRANSACTIONS

- ◆ March 4, 2016...Signed by **Angels** as international free agent.
- ◆ Dec. 10, 2020...Selected by **Pirates** in Rule 5 Draft (Major League phase) from **Angels** Triple-A roster.
- ◆ Nov. 14, 2021...Returned by **Pirates** to **Angels**.

## PERSONAL/MISC

- ◆ Jose Joaquin Soriano Santana.
- ◆ Was first overall selection in 2020 Rule 5 Draft by Pittsburgh and was returned to Angels following 2021 season.
- ◆ Underwent Tommy John surgery, Jan. 30, 2020 (Dr. Brian Schulz).
- ◆ Pitched 3.2 innings as starter as part of Burlington's 10-inning combined no-hitter, Aug. 27, 2019 vs. Beloit... Combined with Parker Joe Robinson (1.1 IP), Hector Yan (3.0 IP), and Chad Sykes (2 IP) to complete the no-hitter.
- ◆ Originally signed by Angels scouts Domingo Garcia and Alfredo Ulloa.

## CAREER FIELDING

POS	PCT	G	PO	A	E	TC	DP
P	.000	38	0	0	2	2	0



# 2024 LOS ANGELES ANGELS



## 73 LIVAN SOTO



**BORN:** JUNE 22, 2000  
**BIRTHPLACE:** VALENCIA, VZ  
**MLB SERVICE:** 42 DAYS

**OPENING DAY AGE:** 23  
**RESIDES:** ORLANDO, FL

**ACQUIRED:** CLAIMED OFF WAIVERS FROM BALTIMORE, FEB. 18, 2024  
**SIGNED THRU:** 2024; UNDER CLUB CONTROL; 1/3 OPTIONS USED

▶ **INFIELDER**

▶ **HEIGHT** 6-0 ▶ **WEIGHT** 160 ▶ **BATS** L ▶ **THROWS** R

### SOTO'S LIFETIME PLAYING RECORD

Year	Club	AVG	G	AB	R	H	2B	3B	HR	RBI	SH	SF	HBP	BB	IBB	SO	SB	CS	GDP	SLG	OBP	E
2017	— Braves (GCL)	.225	47	173	24	39	5	0	0	14	3	3	2	27	0	26	7	3	3	.254	.332	12
2018	— Orem	.291	44	172	31	50	10	0	0	11	0	1	3	24	0	24	9	3	4	.349	.385	20
2019	— Burlington	.220	64	245	24	54	5	0	1	20	2	2	1	32	0	40	6	2	7	.253	.311	10
	Angels (AZL)	.214	7	28	4	6	2	0	0	1	0	0	0	1	0	4	0	2	1	.286	.241	2
2020	— LAA	<i>DID NOT PLAY — No Minor League Season</i>																				
2021	— Tri-City	.217	91	360	49	78	14	8★	7	36	0	5	2	39	0	99	14	5	5	.358	.293	13
	Rocket City	.225	12	40	3	9	1	0	0	4	0	0	1	3	0	11	0	0	0	.250	.296	1
2022	— Rocket City	.281	119	456	69	128	17	1	6	57	5	6	5	71	0	102	18	8	10	.362	.379	12
	LAA	.400	18	55	9	22	5	1	1	9	1	1	0	2	0	13	1	1	1	.582	.414	2
2023	— Salt Lake	.248	79	298	48	74	14	2	8	42	1	4	3	44	0	83	0	0	6	.389	.347	13
	Rocket City	.206	31	107	18	22	4	0	1	5	0	0	1	19	0	34	1	1	2	.271	.331	5
	LAA	.222	4	9	2	2	0	0	0	0	0	0	0	3	0	2	0	0	0	.222	.417	1
<b>MAJOR TOTALS</b>		<b>.375</b>	<b>22</b>	<b>64</b>	<b>11</b>	<b>24</b>	<b>5</b>	<b>1</b>	<b>1</b>	<b>9</b>	<b>1</b>	<b>1</b>	<b>0</b>	<b>5</b>	<b>0</b>	<b>15</b>	<b>1</b>	<b>1</b>	<b>1</b>	<b>.531</b>	<b>.414</b>	<b>3</b>
<b>MINOR TOTALS</b>		<b>.245</b>	<b>494</b>	<b>1879</b>	<b>270</b>	<b>460</b>	<b>72</b>	<b>11</b>	<b>23</b>	<b>190</b>	<b>11</b>	<b>21</b>	<b>18</b>	<b>260</b>	<b>0</b>	<b>423</b>	<b>55</b>	<b>24</b>	<b>38</b>	<b>.332</b>	<b>.339</b>	<b>54</b>

### 2023 SEASON

- ◆ Began the season at Triple-A **Salt Lake**.
- ◆ Recalled by **Angels** on May 15...Made season debut May 18 at Baltimore and appeared in four games for Halos in 2023.
- ◆ Split MiLB season between Triple-A Salt Lake and Double-A **Rocket City**, batting .237 (96/405) with 29 extra-base hits and 47 RBI in 110 games.

### MAJOR LEAGUE SUMMARY

#### 2022

- ◆ Had contract selected by the **Angels** Sept. 17 and made Major League debut that day...Tallied first career hit and home run the following day vs. Seattle...Following call up, paced Angels in average (.400) and was tied with Trout for second in RBI...Became first position player in Angels history born in the 2000s.
- ◆ Had a total of nine multi-hit games after joining Angels, including four consecutive from Sept. 23-27...Became the first Angel to have four consecutive multi-hit games since David Fletcher from July 5-9, 2021.

### NOTABLE MINOR LEAGUE AWARDS AND HONORS

- ◆ **2022** Southern League Player of the Week (July 10).

### CAREER TRANSACTIONS

- ◆ July 2, 2016...Signed by **Braves** as an international free agent.
- ◆ Dec. 16, 2017...Signed by **Angels** as an international free agent.
- ◆ Feb. 8, 2024...Claimed off waivers by **Orioles** from **Angels**.
- ◆ Feb. 18, 2024...Claimed off waivers by **Angels** from **Orioles**.

### PERSONAL/MISC

- ◆ Livan Enrique Soto (pronounced LEE-vahn).
- ◆ Played for Aguilas del Zulia in the Venezuelan Winter League in 2022.
- ◆ First Angels position player born in the 2000s to make Major League debut.
- ◆ Originally signed by Braves scout Rolando Petit.

SOTO





# 38 MICHAEL STEFANIC

**BORN:** FEB. 24, 1996  
**BIRTHPLACE:** BOISE, ID  
**MLB SERVICE:** 93 DAYS  
**ACQUIRED:** SIGNED AS NON-DRAFTED FREE AGENT, JULY 19, 2018  
**SIGNED THRU:** 2024; UNDER CLUB CONTROL; 2/3 OPTIONS USED

**OPENING DAY AGE:** 28  
**RESIDES:** TEMPE, AZ

INFIELDER

▶ HEIGHT 5-10 ▶ WEIGHT 180 ▶ BATS R ▶ THROWS R

## STEFANIC'S LIFETIME PLAYING RECORD

Year	Club	AVG	G	AB	R	H	2B	3B	HR	RBI	SH	SF	HBP	BB	IBB	SO	SB	CS	GDP	SLG	OBP	E
2018	Angels (AZL)	.393	9	28	2	11	0	1	0	4	1	0	0	4	0	2	0	0	0	.464	.469	2
	Orem	.222	5	9	1	2	0	0	0	1	0	0	1	0	0	3	0	1	0	.222	.300	0
2019	Burlington	.333	22	72	5	24	5	1	0	10	0	0	2	6	0	8	2	2	4	.431	.400	2
	Inland Empire	.270	80	304	44	82	13	1	3	37	0	1	13	24	1	39	7	3	14	.349	.348	9
<i>DID NOT PLAY - No Minor League Season</i>																						
2021	Rocket City	.345	21	87	11	30	5	0	1	9	0	0	2	7	1	15	0	2	2	.437	.406	1
	Salt Lake	.334	104	404	67	135	21	0	16	54	0	2	7	45	1	62	6	3	12	.505	.408	10
2022	Salt Lake	.314	77	287	50	90	14	3	4	37	0	3	8	48	1	22	4	2	12	.425	.422	3
	Angels (AZL)	.231	4	13	2	3	0	0	0	1	0	0	0	1	0	1	0	0	1	.231	.286	0
2023	LAA	.197	25	61	5	12	2	0	0	1	0	2	5	0	12	0	0	1	.230	.279	0	
	Salt Lake	.365	99	381	67	139	20	2	5	62	1	2	11	60	0	33	8	7	12	.467	.463	9
	LAA	.290	25	62	5	18	2	1	0	6	0	0	1	8	0	8	0	1	0	.355	.380	2
<b>MAJOR TOTALS</b>		<b>.244</b>	<b>50</b>	<b>123</b>	<b>10</b>	<b>30</b>	<b>4</b>	<b>1</b>	<b>0</b>	<b>6</b>	<b>1</b>	<b>0</b>	<b>3</b>	<b>13</b>	<b>0</b>	<b>20</b>	<b>0</b>	<b>1</b>	<b>1</b>	<b>.293</b>	<b>.331</b>	<b>2</b>
<b>MINOR TOTALS</b>		<b>.326</b>	<b>421</b>	<b>1585</b>	<b>249</b>	<b>516</b>	<b>78</b>	<b>8</b>	<b>29</b>	<b>215</b>	<b>2</b>	<b>8</b>	<b>44</b>	<b>195</b>	<b>4</b>	<b>185</b>	<b>27</b>	<b>20</b>	<b>57</b>	<b>.440</b>	<b>.412</b>	<b>36</b>

## 2023 SEASON

- ◆ Recalled by **Angels** on June 16 and made season debut the following day at Kansas City...Played in 25 games across four Major League stints in 2023 and batted a career-high .290 (18/62).
- ◆ Had career-long eight-game hit streak Sept. 20-27, batted .464 (13/28) with one run, one double, one triple, three RBI, and a 1.071 OPS during streak.
- ◆ Tallied first career three-hit game Sept. 25 vs. TEX.
- ◆ Had three consecutive multi-hit games Sept. 20-22...Has eight total multi-hit games for career.
- ◆ Connected on first career walk-off hit July 17 vs. Yankees in the 10th inning.
- ◆ Batted .400 (14/35) with a .933 OPS across last 35 MLB at-bats in 2023.
- ◆ In 99 games for Triple-A **Salt Lake** this season, hit .365 (139/381) with 67 runs, 20 doubles, two triples, five home runs, 62 RBI, and eight stolen bases.
- ◆ Won the 2023 batting title for all of Minor League Baseball after hitting .365 (139/381) in 99 games for Salt Lake.
- ◆ Set a Salt Lake franchise record by reaching base safely (via H, BB or HBP) in 62 consecutive games from Sept. 2, 2022 - June 8, 2023.

## MAJOR LEAGUE SUMMARY

### 2022

- ◆ Started the season with Triple-A **Salt Lake** where he batted .320 (57-for-178) in first 46 games before having contract purchased by the **Angels** July 3rd...Made big league debut that night at Houston...Tallied first hit July 5 at Miami, a pinch-hit single in the 9th inning, a single off Tanner Scott...Went on to make two big league stints with the Halos...Played flawless defense in 22 games at second base.
- ◆ In 77 total games for Triple-A Salt Lake, hit .314 (90/287) with 14 doubles, three triples, four home runs, 50 runs, 37 RBI and three stolen bases...Despite big league playing time, paced the Bees in average and ranked fourth hits and sixth in runs scored...Named PCL Player of the Week for Sept. 5-11 after batting .571 (12/21) with three doubles, one triple, two HR, eight RBI, four walks and a 1.749 OPS.

STEFANIC

# 2024 LOS ANGELES ANGELS

## NOTABLE MINOR LEAGUE AWARDS AND HONORS

- ◆ **2023** Pacific Coast League All-Star Selection...Pacific Coast League Postseason All-Star...MiLB.com Organizational All-Star...2023 MiLB Batting Champion
- ◆ **2022** MiLB.com Organizational All-Star... Pacific Coast League Player of the Week (Sept. 11)
- ◆ **2021** Pacific Coast League Postseason All-Star...MiLB.com Organization All-Star

## CAREER TRANSACTIONS

- ◆ July 19, 2018...Signed by **Angels** as non-drafted free agent.

## PERSONAL/MISC

- ◆ Michael Stefanic (pronounced stef-AH-nik).
- ◆ Graduate of Timberline HS (Boise, ID).
- ◆ Played collegiately at Westmont College (Santa Barbara, CA)...Named to both the All-GSAC Team and GSAC Gold Glove Team for all four college seasons, becoming the first Westmont baseball player to earn either award all four years...Named to the NAIA Gold Glove Team, just the third Warrior to earn the honor...Received NAIA All-American Honorable Mention recognition as a second baseman...Finished college career first in Westmont history in career at-bats (757), runs scored (157), hits (275), doubles (50), total bases (357), and hit by pitch (37).
- ◆ Majored in Economics and Business at Westmont.

## MISCELLANEOUS STATS

### CAREER WALK-OFF PLATE APPEARANCES (1)

July 17, 2023 vs. NYY (RBI single; 10th)

## CAREER FIELDING

POS	PCT	G	PO	A	E	TC	DP
2B	.990	34	52	43	1	96	10
3B	.938	8	5	10	1	16	1



STEFANIC

# 24 ROBERT STEPHENSON

BORN: FEB. 24, 1993

BIRTHPLACE: MARTINEZ, CA

MLB SERVICE: 6 YEARS, 49 DAYS

ACQUIRED: SIGNED AS FREE AGENT, JAN. 23, 2024

SIGNED THRU: 2026; SIGNED THREE-YEAR CONTRACT, JAN. 23, 2024

OPENING DAY AGE: 31

RESIDES: MARTINEZ, CA

RHP

▶ HEIGHT 6-3 ▶ WEIGHT 205 ▶ BATS R ▶ THROWS R

## STEPHENSON'S LIFETIME PITCHING RECORD

Year	Club	W-L	ERA	G	GS	CG	GF	SHO	SV	IP	H	R	ER	HR	HB	BB	IBB	SO	WP	BK	BAA
2012	— Billings	1-0	2.05	7	7	0	0	0	0	30.2	22	11	7	2	1	8	0	37	7	0	.195
	Dayton	2-4	4.19	8	8	0	0	0	0	34.1	32	23	16	4	3	15	0	35	5	2	.246
2013	— Dayton	5-3	2.57	14	14	0	0	0	0	77.0	56	30	22	5	3	20	0	96	10	2	.200
	Bakersfield	2-2	3.05	4	4	0	0	0	0	20.2	19	9	7	3	0	2	0	22	1	0	.235
	Pensacola	0-2	4.86	4	4	0	0	0	0	16.2	17	10	9	2	0	13	0	18	1	0	.274
2014	— Pensacola	7-10	4.74	27	26	0	0	0	0	136.2	114	81	72	18	5	74	0	140	9	0	.224
2015	— Pensacola	4-7	3.68	14	14	1	0	0	0	78.1	53	36	32	8	4	43	0	89	5	0	.197
	Louisville	4-4	4.04	11	11	0	0	0	0	55.2	51	25	25	2	2	27	0	51	5	0	.245
2016	— CINCINNATI	2-3	6.08	8	8	0	0	0	0	37.0	41	26	25	9	4	19	1	31	2	1	.279
	Louisville	8-9	4.41	24	24	1	0	0	0	136.2	115	72	67	17	3	71	0	120	5	0	.228
2017	— CINCINNATI	5-6	4.68	25	11	0	6	1	84.2	81	52	44	12	2	53	3	86	5	2	256	
	Louisville	1-2	3.79	8	7	0	0	0	0	40.1	27	17	17	8	0	13	0	45	2	0	.186
2018	— Louisville	11-6	2.87	20	20	1	0	1	0	113.0	74	41	36	12	4	57	0	135	8	1	.184
	CINCINNATI	0-2	9.26	4	3	0	0	0	0	11.2	17	12	12	2	0	12	3	11	2	1	.340
2019	— CINCINNATI	3-2	3.76	57	0	0	16	0	0	64.2	43	30	27	9	0	24	4	81	3	0	.182
	Louisville (1)	0-1	4.50	2	0	0	0	0	0	2.0	3	1	1	0	0	1	0	3	1	1	.333
2020	— CINCINNATI	0-0	9.90	10	0	0	4	0	0	10.0	11	11	11	8	1	3	0	13	0	0	.282
2021	— COLORADO	2-1	3.13	49	0	0	10	0	1	46.0	42	20	16	5	2	18	0	52	3	0	.241
	Albuquerque (1)	0-0	18.00	1	1	0	0	0	0	1.0	2	2	2	0	0	1	0	1	0	0	.400
2022	— Albuquerque (1)	0-0	0.00	1	0	0	0	0	0	1.0	0	0	0	0	0	0	0	0	0	0	.000
	COLORADO	2-1	6.04	45	0	0	9	0	0	44.2	53	34	30	8	0	13	1	37	3	0	.291
	PITTSBURGH	0-1	3.38	13	0	0	4	0	0	13.1	10	5	5	2	1	1	0	18	1	0	.213
2023	— Indianapolis (1)	0-0	8.10	4	0	0	0	0	0	3.1	5	3	3	1	0	5	0	6	0	0	.333
	PITTSBURGH	0-3	5.14	18	0	0	5	0	0	14.0	12	9	8	3	0	8	1	17	0	0	.231
	TAMPA BAY	3-1	2.35	42	0	0	10	0	1	38.1	18	11	10	5	0	8	1	60	4	0	.138
<b>MAJOR TOTALS</b>		<b>17-20</b>	<b>4.64</b>	<b>271</b>	<b>22</b>	<b>0</b>	<b>64</b>	<b>0</b>	<b>3</b>	<b>364.1</b>	<b>328</b>	<b>210</b>	<b>188</b>	<b>63</b>	<b>10</b>	<b>159</b>	<b>14</b>	<b>406</b>	<b>23</b>	<b>4</b>	<b>.239</b>
<b>A.L. TOTALS</b>		<b>3-1</b>	<b>2.35</b>	<b>42</b>	<b>0</b>	<b>0</b>	<b>10</b>	<b>0</b>	<b>1</b>	<b>38.1</b>	<b>18</b>	<b>11</b>	<b>10</b>	<b>5</b>	<b>0</b>	<b>8</b>	<b>1</b>	<b>60</b>	<b>4</b>	<b>0</b>	<b>.138</b>
<b>N.L. TOTALS</b>		<b>14-19</b>	<b>4.91</b>	<b>229</b>	<b>22</b>	<b>0</b>	<b>54</b>	<b>0</b>	<b>2</b>	<b>326.0</b>	<b>310</b>	<b>199</b>	<b>178</b>	<b>58</b>	<b>10</b>	<b>151</b>	<b>13</b>	<b>346</b>	<b>19</b>	<b>4</b>	<b>.250</b>
<b>MINOR TOTALS</b>		<b>45-50</b>	<b>3.81</b>	<b>149</b>	<b>140</b>	<b>3</b>	<b>0</b>	<b>1</b>	<b>0</b>	<b>747.1</b>	<b>590</b>	<b>361</b>	<b>316</b>	<b>82</b>	<b>25</b>	<b>350</b>	<b>0</b>	<b>798</b>	<b>59</b>	<b>6</b>	<b>.216</b>

(1) rehab assignment

- Disabling Injuries:** 2023 — Right elbow inflammation; disabled March 30 (retro to March 27) - April 14  
 2022 — Disabled May 23-27  
 Disabled April 6-19  
 2021 — Upper back tightness; disabled June 28 - Aug. 4  
 2020 — Mid-back strain; disabled July 28 - Aug. 24  
 2019 — Cervical strain; disabled May 31 - June 16  
 2018 — Right shoulder tendinitis; disabled Aug. 30 (retro to Aug. 27) - end of season  
 2017 — Right shoulder contusion; disabled Aug. 6 (retro to Aug. 3) - Aug. 13

## 2023 SEASON

- ◆ Made a career-high 60 appearances between **Pirates** and **Rays**...Opened season on 15-day IL with right elbow inflammation before being activated April 14.
- ◆ Pitched to a 5.14 ERA (14.0IP - 8 ER) in 18 appearances with Pirates before being traded June 3 to Rays in exchange for INF Aliko Williams...Posted a 2.35 ERA (38.1IP - 10 ER) in 42 games with Tampa Bay.

STEPHENSON

# 2024 LOS ANGELES ANGELS

- ◆ After joining Rays, led Majors with a 50.8 pct. whiff rate over the remainder of the season (min. 100 pitches swung at)...Marked highest whiff rate by a Rays pitcher in pitch tracking era (since 2008) under the same parameter.
- ◆ On the season, 24.8% of his pitches resulted in swinging strikes...Marked second-highest swinging strike rate by a pitcher (min. 50 IP) since the statistic was first tracked in 2002 (Sports Info Solutions), trailing Houston's Brad Lidge in 2004 (25.1%).
- ◆ Held right-handed batters to a .143 (17/119) average, which was the sixth-lowest mark in Majors (min. 100 AB).
- ◆ From July 6 - Aug. 27, strung together 34 straight hitless at-bats against right-handed batters, a streak that concluded with a Jake Burger double for Miami Aug. 29...The streak tied Chris Archer (July 14 - Aug. 2, 2013) for longest streak in Rays history.
- ◆ Added a cutter to his arsenal after joining Rays, holding opponents to a .101 (8/79) average on the pitch over the remainder of the season...His 59.9% whiff rate on the offering was the highest on any Major League pitch (min. 150 pitches swung at).
- ◆ Recorded at least one strikeout in each of his final 18 appearances from Aug. 11 through the end of the season, the longest active run among relievers in 2023.
- ◆ Pitched to a 0.93 ERA (9.2 IP - 1ER) with 17 strikeouts against one walk across final 11 appearances.
- ◆ On Sept. 2 at Cleveland, struck out the side on nine pitches in the 10th inning, but the Rays intentionally walked Andrés Giménez (third batter of inning)...According to Elias Sports Bureau, while there is no "official" definition of an immaculate inning, the inning was not considered immaculate because he faced four batters and allowed a baserunner...Since the no-pitch intentional walk rule went into effect in 2017, was the first instance of striking out the side on nine pitches in the same inning as an intentional walk.

## MISSING BATS

Highest single-season swing-and-miss rates (since tracking began in 1988)

Player	Swing-and-miss%	Year
Edwin Diaz, NYM	49.9%	2022
Brad Lidge, HOU	48.1%	2004
Robert Stephenson, PIT/TB	46.5%	2023

## CAREER HIGHLIGHTS

- ◆ Enters ninth Major League season in 2024 and first with Angels...Has pitched in 271 career MLB games with the Reds (2016-20), Rockies (2021-22), Pirates (2022-23) and Rays (2023).
- ◆ From 2021-23, has totaled 184 strikeouts and 48 walks across 156.1 IP...In that span, has averaged a 33.9% swing-and-miss rate.
- ◆ Made Major League debut with Cincinnati, April 7, 2016 vs. Philadelphia.

## MAJOR LEAGUE SUMMARY

### 2022

- ◆ Split season between **Rockies** and **Pirates**, totaling a then-career-high 58 games and recording 77 strikeouts in 52.1 innings of work with just 16 walks.
- ◆ Began season on Colorado's COVID-19-related injured list and tossed 1.0 scoreless inning of relief in season debut April 20 vs. Philadelphia...Was placed on COVID-19-related IL for a second time from May 23-27.
- ◆ Made 45 appearances for Colorado before being claimed off waivers by Pittsburgh, Aug. 27 after being designated for assignment.
- ◆ Made Pirates debut Aug. 31 at Milwaukee and tossed 1.0 scoreless inning...Overall had a 3.38 ERA (13.1 IP - 5 ER) with Pittsburgh in 13 appearances.
- ◆ Appeared in 200th game of big league career Sept. 3 vs. Toronto and tossed 1.1 scoreless innings.
- ◆ Allowed one walk in his final 18 appearances (19.2 IP).

### 2021

- ◆ Went 2-1 with one save and a then-career-low 3.13 ERA (46 IP - 16 ER) in 49 appearances in first season with **Rockies**.
- ◆ Posted a 2.05 ERA (22 IP - 5 ER) in 21 appearances on the road, compared with a 4.13 ERA (24 IP - 11 ER) in 28 appearances at Coors Field.
- ◆ His 37.1% inherited runners scored was third-highest in N.L. and 11th highest overall in the Majors.
- ◆ Placed on injured list June 28 with upper back tightness.
- ◆ Went scoreless in 13 of his last 15 and in 17 of last 22 games after being reinstated from IL, Aug. 4...Over that span had a 1.61 ERA (22.1 IP - 4 ER) with 25 strikeouts and five walks.
- ◆ Was on Paternity List Sept. 8-11, and welcomed daughter Sydney with his wife Jaime.

### 2020

- ◆ Was a member of **Reds** Opening Day roster for fourth consecutive year.
- ◆ Pitched one game on July 25 before being placed on injured list with a mid-back strain.
- ◆ Made nine more appearances after being reinstated from IL Aug. 24 and was unscored upon in five of those outings.



## 2019

- ◆ Pitched exclusively in relief with **Reds** for first time in career, making 57 total appearances out of Cincinnati's bullpen.
- ◆ Recorded a 1.38 ERA (26 IP - 4 ER) over final 24 outings, which included a .136 batting average against during that span (July 26-end of season)...During that span, his 1.38 ERA (26 IP - 4 ER) led National League relievers (min. 25 IP) and was second-best of any N.L. pitcher (Jack Flaherty - 0.92 ERA for Cardinals).
- ◆ Retired 17 straight batters from April 2-15, before having streak snapped by Manny Machado, April 18 at San Diego.
- ◆ Was on IL from May 31 - June 16 (cervical strain) and made two rehab appearances with Triple-A **Louisville**.

## 2018

- ◆ Was in starting rotation at Triple-A **Louisville** for majority of season, and led all Reds minor leaguers in ERA (2.87; 113 IP - 36 ER), while ranking second in wins (11) and third in strikeouts (135).
- ◆ Led International League with a .184 (113 IP - 36 ER) opponent batting average and ranked second in strikeouts and strikeouts per nine innings (10.75) and was third in wins and WHIP (1.16).
- ◆ Pitched a shutout in Game 1 of July 24 doubleheader vs. Buffalo, becoming first Bats right-hander to throw a shutout since Homer Bailey in 2009.
- ◆ Totaled 20 starts for Bats before being promoted to **Reds** Aug. 8...Made four appearances (three starts) for Cincinnati before going on injured list Aug. 30 (right shoulder tendinitis) for remainder of season.

## 2017

- ◆ With **Reds**, ranked sixth among N.L. rookies in opponent batting average with a .256 (81/317) mark, and also ranked ninth in strikeouts (86) and 10th with a 4.68 ERA (84.2 IP - 44 ER).
- ◆ In 11 total starts for Cincinnati, was 5-4 with a 3.41 ERA (58 IP - 22 ER)...Also made 14 relief appearances for Reds.
- ◆ From Aug. 19- Sept. 5, went 4-0 with a 2.38 ERA (22.2 IP - 6 ER) to become first Reds rookie to win four consecutive starts while allowing two-or-fewer runs in each game since Tim Lincecum in 1992...On Aug. 25 vs. Pittsburgh, struck out his first six batters faced, which established a modern-day franchise record.
- ◆ Totaled eight appearances (seven starts) with Triple-A **Louisville** from June 4 - July 17, pitching to a 3.79 ERA (40.1 IP - 17 ER) with a .186 (27/145) batting average against.
- ◆ Missed time on injured list from Aug. 6 (retro to Aug. 3) - Aug. 12 with a bruised right shoulder suffered Aug. 2 vs. Pittsburgh while diving for a Starling Marte popped up bunt single.

## 2016

- ◆ Spent majority of season with Triple-A **Louisville**, where his .228 (115/505) opponent batting average ranked fifth in International League.
- ◆ Made Major League debut with Reds April 7 vs. Philadelphia (W; 5 IP, 6 H, 3 ER, 1 SO, 2 BB) and became first Reds starting pitcher to win MLB debut since Sam LeCure, May 28, 2010 vs. Houston...Recorded first career strikeout vs. Odubel Herrera.
- ◆ After winning second start for Reds, April 19 vs. Colorado, became first Reds pitcher to win his first two MLB starts since Larry Luebbers in 1993.
- ◆ Returned to Louisville following April 19 start and did not return to Majors until Sept. 2...Made six Sept./Oct. starts for Reds.

## POSTSEASON SUMMARY

- ◆ Was on **Reds** postseason roster in **2020**, but did not pitch in Wild Card Series at Atlanta (Braves swept series 2-0).
- ◆ Was on **Rays** postseason roster in **2023**, but did not pitch in Wild Card Series vs. Texas (Rangers swept series 2-0).

## NOTABLE MINOR LEAGUE AWARDS AND HONORS

- ◆ **2018** *MiLB.com* Organization All-Star.
- ◆ **2015** Southern League Mid-Season All-Star.
- ◆ **2014** Futures Game Selection...Southern League Mid-Season All-Star.
- ◆ **2013** *MiLB.com* Organization All-Star...Midwest League Mid-Season All-Star.

## CAREER TRANSACTIONS

- ◆ June 6, 2011... Selected by **Reds** in first round of First-Year Player Draft (signed Aug. 15, 2011).
- ◆ Nov. 25, 2020...Traded by **Reds** with OF Jameson Hannah to **Rockies** for RHP Jeff Hoffman and RHP Case Williams.
- ◆ Aug. 27, 2022... Claimed off waivers from **Rockies** by **Pirates**.
- ◆ June 2, 2023...Traded by **Pirates** to **Rays** for INF Aliko Williams.
- ◆ Jan. 23, 2024...Signed by **Angels** three-year contract.

# 2024 LOS ANGELES ANGELS

## PERSONAL/MISC

- ◆ Robert William Stephenson.
- ◆ Wife's name is Jaime...Has one daughter, Sydney.
- ◆ Was ranked by *Baseball America* as Reds top prospect for three consecutive years from 2014-16...Was also rated by the publication in 2014 as Best Pitching Prospect in Southern League along with having the Best Fastball the league.
- ◆ Is a 2011 graduate of Alhambra (CA) High School, where he was named the Gatorade High School Player-of-the-Year in 2011...Pitched consecutive no-hitters to open his senior year in 2011.
- ◆ Has two dogs: Coco, a French bulldog, and Captain, a German Shepherd.
- ◆ Originally signed by Reds scout Rich Bordi.

## MAJOR LEAGUE HITTING TOTALS

	AVG	AB	R	H	2B	3B	HR	RBI	SH	SF	HBP	BB	IBB	SO	SB	CS	GDP	SLG	OBP
CAREER	.028	36	1	1	0	0	0	0	5	0	0	1	0	22	0	0	2	.028	.054

## CAREER FIELDING

POS	PCT	G	PO	A	E	TC	DP
P	.830	271	21	23	9	53	1

## STEPHENSON'S CAREER HIGHS

	SEASON	GAME
Wins	5 — 2017	11 — 8/25/17 vs. PIT
Losses	6 — 2017	7.0 — 4/19/16 vs. COL
ERA	3.10 — 2023	7 — 5/29/17 at TOR
IP	84.2 — 2017	6 — 5/29/17 at TOR
SO	86 — 2017	7 — 7/27/17 at MIA
		H 10 — 5/29/17 at TOR

## GENE AUTRY MEMORIAL STATUE


Dedicated April 1, 1998

The Gene Autry statue is a life-size bronze piece depicting the longtime Angels owner, who became a legend in the entertainment industry in a career that spanned seven decades. Autry's first steps toward becoming a sports legend came when he took over the ownership of the Los Angeles Angels expansion team in 1960, a position he held for over three decades.

At the base of the statue lay five of Autry's replica stars from the Hollywood Walk of Fame. The statue is placed in the Angel Stadium perimeter plaza, located just inside Gate 2.

INSCRIPTION: *GENE AUTRY - Founder of California Angels, 1961. His uniform number 26 was retired in 1982 by the players.*

*Singing Cowboy. Actor. Composer. Air Force Pilot. Entrepreneur. Baseball Fan. Philanthropist. 88th Degree Mason. Best Friend.*





# 61 HUNTER STRICKLAND

**BORN:** SEPT. 24, 1988  
**BIRTHPLACE:** THOMASTON, GA  
**MLB SERVICE:** 7 YEARS, 33 DAYS  
**ACQUIRED:** SIGNED AS MINOR LEAGUE FREE AGENT, FEB. 16, 2024  
**SIGNED THRU:** 2024; SIGNED ONE-YEAR CONTRACT

**OPENING DAY AGE:** 35  
**RESIDES:** GRIFFIN, GA

RHP

▶ HEIGHT 6-3 ▶ WEIGHT 225 ▶ BATS R ▶ THROWS R

## NON-ROSTER INVITEE

### STRICKLAND'S LIFETIME PITCHING RECORD

Year	Club	W-L	ERA	G	GS	CG	GF	SHO	SV	IP	H	R	ER	HR	HB	BB	IBB	SO	WP	BK	BAA
2007	—Red Sox (GCL)	0-2	6.04	9	6	0	0	0	0	25.1	40	21	17	3	1	4	0	22	2	0	.357
2008	—Lowell	5-3	3.18	15	10	0	2	0	0	70.2	67	32	25	5	1	17	0	59	2	0	.249
2009	—Greenville	5-4	3.35	18	12	0	5	0	1	83.1	85	39	31	11	5	13	1	51	1	0	.264
	—West Virginia	4-2	3.77	8	8	0	0	0	0	43.0	42	23	18	3	5	6	0	23	3	1	.250
2010	—West Virginia	0-4	5.86	8	8	0	0	0	0	43.0	58	30	28	6	5	8	0	15	1	0	.345
	—Bradenton	2-1	4.50	4	2	0	0	0	0	14.0	16	11	7	1	1	6	0	10	0	0	.291
2011										DID NOT PLAY — INJURED											
2012	—Bradenton	2-2	2.98	10	9	0	1	0	0	45.1	47	16	15	5	6	8	0	25	1	0	.272
	—Altoona	2-2	4.46	23	0	0	10	0	2	42.1	50	23	21	5	3	14	0	32	1	0	.309
2013	—San Jose	1-0	0.86	20	0	0	18	0	9	21.0	10	2	2	1	1	5	1	23	0	0	.145
2014	—San Jose	0-0	3.00	3	0	0	0	0	0	3.0	2	1	1	0	0	0	0	7	0	0	.182
	—Richmond	1-1	2.02	38	0	0	27	0	11	35.2	25	10	8	3	0	4	0	48	1	0	.195
	—SAN FRANCISCO	1-0	0.00	9	0	0	5	0	1	7.0	5	0	0	0	0	0	0	9	0	0	.200
2015	—Sacramento	1-1	1.66	15	0	0	10	0	5	21.2	14	5	4	0	1	3	0	25	1	0	.187
	—SAN FRANCISCO	3-3	2.45	55	0	0	11	0	0	51.1	34	14	14	4	2	10	1	50	1	0	.190
2016	—SAN FRANCISCO	3-3	3.10	72	0	0	14	0	3	61.0	50	21	21	4	2	19	3	57	3	0	.221
2017	—SAN FRANCISCO	4-3	2.64	68	0	0	17	0	1	61.1	59	20	18	4	2	29	4	58	3	1	.253
2018	—SAN FRANCISCO	3-5	3.97	49	0	0	35	0	14	45.1	43	25	20	5	1	21	2	37	4	0	.247
	—Giants Bl. (AZL) (1) 0-0	0.00	1	1	0	0	0	0	0	1.0	2	1	0	0	0	0	0	2	0	0	.400
	—San Jose (1)	0-0	13.50	1	0	0	0	0	0	0.2	1	1	1	1	0	1	0	1	0	0	.333
	—Sacramento (1)	0-0	0.00	4	0	0	0	0	0	4.0	0	0	0	0	0	0	0	7	0	0	.000
2019	—SEATTLE	0-1	8.10	4	0	0	2	0	2	3.1	2	3	3	1	1	0	0	3	0	0	.167
	—Tacoma (1)	0-0	3.00	3	0	0	0	0	0	3.0	2	1	1	1	0	1	0	4	0	0	.182
	—WASHINGTON	2-0	5.14	24	0	0	1	0	0	21.0	20	12	12	5	2	8	0	15	1	0	.247
2020	—NEW YORK (N.L.)	0-1	8.10	4	0	0	2	0	0	3.1	5	4	3	0	0	1	0	4	0	0	.333
2021	—TAMPA BAY	0-0	1.69	13	0	0	7	0	0	16.0	14	4	3	1	0	6	0	16	1	0	.233
	—LAA	0-0	9.95	9	0	0	2	0	0	6.1	11	9	7	3	0	4	0	4	0	0	.379
	—MILWAUKEE	3-2	1.73	35	0	0	10	0	0	36.1	21	8	7	4	2	12	0	38	2	0	.165
2022	—CINCINNATI	3-3	4.91	66	0	0	35	0	7	62.1	61	37	34	8	7	33	1	60	1	0	.253
2023	—Louisville	1-1	11.45	12	0	0	5	0	0	11.0	13	14	14	2	2	12	1	8	2	0	.302
<b>MAJOR TOTALS</b>		<b>22-21</b>	<b>3.41</b>	<b>408</b>	<b>0</b>	<b>0</b>	<b>141</b>	<b>0</b>	<b>28</b>	<b>374.2</b>	<b>325</b>	<b>157</b>	<b>142</b>	<b>39</b>	<b>19</b>	<b>143</b>	<b>11</b>	<b>351</b>	<b>16</b>	<b>1</b>	<b>.232</b>
<b>A.L. TOTALS</b>		<b>0-1</b>	<b>4.56</b>	<b>26</b>	<b>0</b>	<b>0</b>	<b>11</b>	<b>0</b>	<b>2</b>	<b>25.2</b>	<b>27</b>	<b>16</b>	<b>13</b>	<b>5</b>	<b>1</b>	<b>10</b>	<b>0</b>	<b>23</b>	<b>1</b>	<b>0</b>	<b>.267</b>
<b>N.L. TOTALS</b>		<b>22-20</b>	<b>3.33</b>	<b>382</b>	<b>0</b>	<b>0</b>	<b>130</b>	<b>0</b>	<b>26</b>	<b>349.0</b>	<b>298</b>	<b>141</b>	<b>129</b>	<b>34</b>	<b>18</b>	<b>133</b>	<b>11</b>	<b>328</b>	<b>15</b>	<b>1</b>	<b>.229</b>
<b>MINOR TOTALS</b>		<b>24-23</b>	<b>3.71</b>	<b>192</b>	<b>56</b>	<b>0</b>	<b>78</b>	<b>0</b>	<b>28</b>	<b>468.0</b>	<b>474</b>	<b>230</b>	<b>193</b>	<b>47</b>	<b>31</b>	<b>102</b>	<b>3</b>	<b>362</b>	<b>15</b>	<b>1</b>	<b>.265</b>

(1) rehab assignment

**Disabling Injuries:** 2021 — Disabled Aug. 1-9  
 2019 — Right lat strain; disabled March 30 - July 28  
 2018 — Right hand fracture; disabled June 19 - Aug. 18

### 2023 SEASON

- ◆ Made 12 appearances with Triple-A **Louisville**, posted a 11.45 ERA (11 IP - 14 ER) with eight strikeouts.
- ◆ Held opponents scoreless in first four outings from April 1-9, allowed just one hit and two walks with four strikeouts in 3.1 IP.

STRICKLAND

# 2024 LOS ANGELES ANGELS

## CAREER HIGHLIGHTS

- ◆ Made Major League debut with Giants Sept. 1, 2014 vs. Colorado...Held opponents scoreless across all nine of his appearances in debut season, picked up first career save Sept. 22 at Dodgers and first career win Sept. 27 vs. Padres.
- ◆ Led Giants with a career-high 72 appearances in 2016 and led team with 21 holds in 2017.
- ◆ Was a member of the Giants' 2014 World Series championship team.
- ◆ Was a member of the Nationals' 2019 World Series championship team.

## POSTSEASON SUMMARY

- ◆ Made postseason debut in **2014** with **Giants** and made eight appearances during title run, posting a 1-0 record and 7.56 ERA (8.1 IP - 7 ER) and holding opponents scoreless in three outings.
- ◆ Returned to October in **2016** with **Giants**, notching three scoreless appearances in SF's NLDS loss to the Cubs.
- ◆ Pitched in **2019** NLDS with **Nationals**, surrendering two runs in each of his two appearances...Was left off Washington's roster for both the Championship Series against St. Louis and the World Series against Houston.
- ◆ Appeared in **2021** NLDS with **Brewers**, and kept opponents out of the run column in all three appearances.

### WILD CARD TOTALS

Year	Club, Opp.	W-L	ERA	G	GS	CG	SHO	SV	IP	H	R	ER	BB	SO
2014	SF, PIT						<i>Did not pitch</i>							
2016	SF, NYM						<i>Did not pitch</i>							
2019	WSH, MIL						<i>Did not pitch</i>							

### DIVISION SERIES TOTALS

Year	Club, Opp.	W-L	ERA	G	GS	CG	SHO	SV	IP	H	R	ER	BB	SO
2014	SF, WSH	1-0	9.00	3	0	0	0	1	3.0	4	3	3	1	4
2016	SF, CHC	0-0	0.00	3	0	0	0	0	2.2	1	0	0	1	3
2019	WSH, LAD	0-0	18.00	2	0	0	0	0	2.0	4	4	4	1	3
2021	MIL, ATL	0-0	0.00	3	0	0	0	0	2.1	3	0	0	0	2
<b>Totals</b>		<b>1-0</b>	<b>6.30</b>	<b>11</b>	<b>0</b>	<b>0</b>	<b>0</b>	<b>1</b>	<b>10.0</b>	<b>12</b>	<b>7</b>	<b>7</b>	<b>3</b>	<b>12</b>

### LEAGUE CHAMPIONSHIP SERIES TOTALS

Year	Club, Opp.	W-L	ERA	G	GS	CG	SHO	SV	IP	H	R	ER	BB	SO
2014	SF, STL	0-0	6.75	1	0	0	0	0	1.1	1	1	1	0	1
2019	WSH, STL						<i>Did not pitch</i>							

### WORLD SERIES TOTALS

Year	Club, Opp.	W-L	ERA	G	GS	CG	SHO	SV	IP	H	R	ER	BB	SO
2014	SF, KC	0-0	6.75	4	0	0	0	0	4.0	4	3	3	1	3
2019	WSH, HOU						<i>Did not pitch</i>							

## CAREER TRANSACTIONS

- ◆ June 7, 2007...Selected by **Red Sox** in 18th round of First-Year Player Draft (signed June 12, 2007).
- ◆ July 22, 2009...Traded by **Red Sox** with INF Argenis Diaz to **Pirates** for INF Adam LaRoche.
- ◆ April 2, 2013...Claimed off waivers by **Giants** from **Pirates**.
- ◆ Jan. 27, 2019...Signed by **Mariners** to one-year contract.
- ◆ June 29, 2020...Signed by **Mets** as minor league free agent.
- ◆ Feb. 2, 2021...Signed by **Rays** as minor league free agent.
- ◆ May 15, 2021...Traded by **Rays** to **Angels** for cash considerations.
- ◆ June 12, 2021...Traded by **Angels** to **Brewers** for cash considerations.
- ◆ March 23, 2022...Signed by **Reds** to one-year contract.
- ◆ Feb. 18, 2023...Signed by **Reds** as minor league free agent.
- ◆ March 27, 2023...Signed by **Rays** as minor league free agent.
- ◆ Feb. 22, 2024...Signed by **Angels** as minor league free agent.

## PERSONAL/MISC

- ◆ Hunter Drew Strickland.
- ◆ Pitched for Toros del Este in Dominican Winter League during 2020-21 offseason.
- ◆ California League Mid-Season All-Star in 2013 with San Jose.
- ◆ Attended Pike County High School in Zebulon, GA.
- ◆ Father, Ken, was a left-handed pitcher who pitched in Detroit Tigers system...Brother, Tanner, played football at Georgia State University.
- ◆ Signed by Red Sox scout Rob English.

STRICKLAND





# 54 JOSÉ SUAREZ



**BORN:** JAN. 3, 1998  
**BIRTHPLACE:** NAGUANAGUA, VZ  
**MLB SERVICE:** 3 YEARS, 84 DAYS

**OPENING DAY AGE:** 26  
**RESIDES:** SAN DIEGO, VZ

**ACQUIRED:** SIGNED AS INTERNATIONAL FREE AGENT, JULY 3, 2014  
**SIGNED THRU:** 2024; UNDER CLUB CONTROL; 4/4 OPTIONS USED

LHP

▶ HEIGHT 5'10 ▶ WEIGHT 225 ▶

## SUAREZ'S LIFETIME PITCHING RECORD

Year	Club	W-L	ERA	G	GS	CG	GF	SHO	SV	IP	H	R	ER	HR	HB	BB	IBB	SO	WP	BK	BAA
2015	— Angels (DSL)	2-2	2.13	11	11	0	0	0	0	55.0	43	18	13	0	3	8	0	34	3	0	.215
	Angels (ACL)	1-1	5.60	4	2	0	0	0	0	17.2	28	15	11	0	2	4	0	12	4	1	.364
2016	— Angels (ACL)	1-3	5.36	11	5	0	0	0	0	40.1	48	31	24	1	1	13	0	46	1	2	.296
	Orem	0-1	0.00	1	1	0	0	0	0	4.1	6	5	0	0	0	1	0	7	0	0	.300
2017	— Burlington	5-1	3.62	12	12	0	0	0	0	54.2	49	25	22	7	2	18	0	71	1	1	.243
	Angels (ACL)	1-0	1.93	3	3	0	0	0	0	14.0	10	3	3	1	0	4	0	19	0	0	.208
2018	— Inland Empire	0-1	2.00	2	2	0	0	0	0	9.0	6	4	2	0	3	1	0	18	1	0	.182
	Mobile	2-1	3.03	7	7	0	0	0	0	29.2	34	11	10	0	1	8	0	51	4	0	.286
	Salt Lake	1-4	4.48	17	17	0	0	0	0	78.1	81	43	39	5	3	35	1	73	5	5	.268
2019	— Salt Lake	2-1	3.62	7	6	0	0	0	0	32.1	24	15	13	3	2	17	0	31	3	1	.202
	LAA	2-6	7.11	19	15	0	0	0	0	81.0	100	67	64	23	10	33	1	72	5	1	.304
2020	— LAA	0-2	38.57	2	2	0	0	0	0	2.1	10	10	10	1	1	5	0	2	1	0	.588
2021	— LAA	8-8	3.75	23	14	1	2	0	0	98.1	85	45	41	11	4	36	1	85	4	1	.230
	Salt Lake	0-0	1.50	2	2	0	0	0	0	6.0	8	4	1	0	0	1	0	4	0	1	.308
2022	— LAA	8-8	3.96	22	20	0	0	0	0	109.0	103	49	48	14	4	33	2	103	1	0	.243
	Salt Lake	1-1	8.64	4	3	0	0	0	0	16.2	18	16	16	3	2	8	0	17	2	0	.269
2023	— LAA	1-3	8.29	11	7	0	0	0	0	33.2	46	32	31	10	1	20	1	28	2	0	.324
	Angels (ACL) (1)	0-0	2.70	2	2	0	0	0	0	3.1	5	1	1	0	0	2	0	4	0	0	.333
<b>MAJOR TOTALS</b>		<b>18-24</b>	<b>5.05</b>	<b>66</b>	<b>51</b>	<b>1</b>	<b>2</b>	<b>0</b>	<b>0</b>	<b>290.2</b>	<b>298</b>	<b>171</b>	<b>163</b>	<b>49</b>	<b>19</b>	<b>107</b>	<b>4</b>	<b>262</b>	<b>11</b>	<b>2</b>	<b>.262</b>
<b>MINOR TOTALS</b>		<b>16-16</b>	<b>3.86</b>	<b>83</b>	<b>73</b>	<b>0</b>	<b>0</b>	<b>0</b>	<b>0</b>	<b>361.1</b>	<b>360</b>	<b>191</b>	<b>155</b>	<b>20</b>	<b>19</b>	<b>120</b>	<b>1</b>	<b>387</b>	<b>24</b>	<b>11</b>	<b>.259</b>

(1) rehab assignment

**Disabling Injuries:** 2023 — Left shoulder strain; disabled May 8 - Sept. 11  
 2020 — Disabled July 6 - Aug. 10

## 2023 SEASON

- ◆ Began year in **Angels** rotation, made six starts going 1-2 with a 9.62 ERA (24.1 - 26 ER) before being placed on IL with a left shoulder strain on May 8, missing 109 games.
- ◆ Pitched 1.2 innings Sept. 22 as Angels opener...First start since May 7 vs. Texas; Went 0-1 with a 4.70 ERA (7.2 IP - 4 ER) in four relief appearances.
- ◆ Pitched in two rehab games with **ACL Angels** July 18 and 24...Went 0-0 with a 2.70 ERA (3.1 IP - 1 ER) with four strikeouts.

## MAJOR LEAGUE SUMMARY

### 2022

- ◆ In fourth season with **Angels**, set career highs in innings pitched (109.0), starts (20) and strikeouts (103) and equaled single-season best with eight wins...Made Opening Day roster for first time in career.
- ◆ Began year in starting rotation before being optioned to Triple-A **Salt Lake** May 1...On June 26 vs. Seattle, pitched in bulk role following an opener (Andrew Wantz)...Assumed regular spot in starting rotation July 3 for remainder of season.
- ◆ Allowed three-or-fewer runs in 16 of 20 starts and two-or-fewer runs in 10 of 20 starts.
- ◆ In 11 starts following All-Star Break, pitched to a 2.81 ERA (64 IP - 20 ER) with 58 SO...ERA ranked 14th in A.L. over that span (min. 60 IP).
- ◆ Won three straight starts from July 26 - Aug. 8...Had a streak of 23.0 consecutive innings without allowing an earned run across parts of five starts from July 16 - Aug. 16.
- ◆ Posted a 6-4 record and 2.96 ERA (67 IP - 22 ER) in night games, compared with a 2-4 record and 5.57 ERA (42 IP - 26 ER) in day games.
- ◆ Carried a perfect game through 5.1 IP on Aug. 16 vs. Seattle before allowing four consecutive singles and exiting the game.

# 2024 LOS ANGELES ANGELS

## 2021

- ◆ Set career bests in nearly every pitching category in third Major League season with **Angels**...Alternated first four appearances between Majors and Triple-A Salt Lake, before being recalled May 28 for remainder of season.
- ◆ First nine appearances for Angels came in relief, going 3-1 with a 1.98 ERA (27.1 IP - 6 ER) before joining rotation July 5.
- ◆ Tossed first career complete game Sept. 4 vs. Texas (9 IP, 5 H, 1 ER, 0 BB, 8 SO)...Carried shutout into 9th inning; only run allowed came on RBI groundout for second out of 9th inning...Marked first career winning decision at Angel Stadium (13th start).
- ◆ Ranked second among MLB southpaws with a .202 (56/277) opponent batting average against right-handed hitters (min. 200 AB).
- ◆ Held opponents to a .145 (19/131) average against his changeup.
- ◆ Was Angels starting pitcher in the Little League Classic vs. Cleveland, Aug. 22 in Williamsport, PA.
- ◆ Won three of his five September starts, while pitching to a 2.97 ERA (30.1 IP - 10 ER) for the month.

## 2020

- ◆ Made two starts for **Angels** in second Major League season...Opened year on injured list before being reinstated and optioned to **Alternate Training Site**, Aug. 10.
- ◆ Was recalled from Alternate Training Site and made season debut Aug. 20 at San Francisco...Started Game 1 of doubleheader, Aug. 25 at Houston before being optioned following the game...Remained in **Alternate Training Site** for remainder of season.

## 2019

- ◆ Played five games with Triple-A **Salt Lake** before making MLB debut with **Angels** June 2 at Seattle (W; 5.2 IP, 5 H, 3 ER, 3 BB, 4 SO).
- ◆ Totaled 19 appearances (15 starts) across five stints with Angels...Became fifth left-hander to make 10 starts for Angels before turning 22, joining: Frank Tanana (54), Marcelino Lopez (32), Jim Abbott (27) and Rudy May (19).
- ◆ At 21 years, 150 days during his debut, became youngest pitcher to appear for Angels since Tyler Chatwood in 2011 and youngest player since Mike Trout (21 years, 57 days) in 2012.
- ◆ Held opponents to a .254 (35/138) average against his changeup and has recorded 43 of his 73 strikeouts with the pitch.
- ◆ Left-handed batters registered a .202 (17/84) batting average against, compared with a .339 (83/245) average vs. right-handers.
- ◆ Earned both wins on season in day games...Was 2-2 with a 5.09 ERA (35.1 IP - 20 ER) in day games compared with a 0-4 record and 8.67 ERA (45.2 IP - 44 ER) at night.

## NOTABLE MINOR LEAGUE AWARDS AND HONORS

- ◆ **2018** Angels MiLB.com Organizational All-Star...Angels Minor League Pitcher of the Month (April).
- ◆ **2017** Angels MiLB.com Organizational All-Star.

## CAREER TRANSACTIONS

- ◆ July 3, 2014...Signed by **Angels** as international free agent.

## PERSONAL/MISC

- ◆ José Rances Suarez Quintero (pronounced SWAR-ez)...On Twitter: @rances\_suarez.
- ◆ Become seventh Venezuelan pitcher to start for Angels, following Kelvim Escobar, Urbano Lugo, Jhoulys Chacin, Anthony Ortega, Luis Sanchez and Yusmeiro Petit.
- ◆ Entered 2019 ranked by *Baseball America* as #4 prospect in Angels organization...At conclusion of 2018 season was ranked by MLB.com as #8 prospect (#2 among pitchers) in Angels system.
- ◆ Ranked second in all of Minor League Baseball having struck out 42% of all batters faced in 2018.
- ◆ Named by *Baseball America* as having best changeup in Angels system following 2017 and 2018 seasons.
- ◆ Originally signed by Angels scouts Carlos Ramirez, Mauro Zerpa and Lebi Ochoa.

## MAJOR LEAGUE HITTING TOTALS

	AVG	AB	R	H	2B	3B	HR	RBI	SH	SF	HBP	BB	IBB	SO	SB	CS	GDP	SLG	OBP
CAREER	.000	3	0	0	0	0	0	0	0	0	0	0	0	2	0	0	0	.000	.000

## CAREER FIELDING

POS	PCT	G	PO	A	E	TC	DP
P	.900	77	13	23	4	40	0

## SUAREZ'S CAREER HIGHS

	SEASON	GAME
Wins	8 — 2021 & 2022	8 — 3 times; last, 8/8/22 at OAK
Losses	8 — 2021 & 2022	9.0 — 9/4/21 vs. TEX
ERA	3.75 — 2021	8 — 7/27/21 vs. COL
IP	109.0 — 2022	7 — Twice; last, 5/7/23 vs. TEX
SO	103 — 2022	6 — 4/18/23 at NYY
		H 10 — Twice; last, 4/10/23 vs. WSH



# 21 MATT THAISS

**BORN:** MAY 6, 1995 **OPENING DAY AGE:** 28  
**BIRTHPLACE:** JACKSON, NJ **RESIDES:** JACKSON, NJ  
**MLB SERVICE:** 2 YEAR, 38 DAYS  
**ACQUIRED:** SELECTED BY ANGELS IN FIRST ROUND (16TH OVERALL)  
**OF 2016 FIRST-YEAR PLAYER DRAFT**  
**SIGNED THRU:** 2024; UNDER CLUB CONTROL; 3/3 OPTIONS USED

▶ **CATCHER**

▶ **HEIGHT** 6-0 ▶ **WEIGHT** 215 ▶ **BATS** L ▶ **THROWS** R

## THAISS' LIFETIME PLAYING RECORD

Year	Club	AVG	G	AB	R	H	2B	3B	HR	RBI	SH	SF	HBP	BB	IBB	SO	SB	CS	GDP	SLG	OBP	E
2016	— Orem	.338	15	65	16	22	7	1	2	12	0	0	2	4	0	4	2	4	1	.569	.394	3
	Burlington	.276	52	199	24	55	12	3	4	31	1	2	2	22	1	28	1	0	5	.427	.351	8
2017	— Inland Empire	.265	84	336	46	89	13	4	8	48	0	2	7	40	1	59	4	3	10	.399	.353	7
	Mobile	.292	49	178	29	52	14	0	1	25	0	4	2	37	3	50	4	3	3	.388	.412	2
2018	— Mobile	.287	40	157	24	45	10	2	6	25	0	2	1	16	0	35	2	1	6	.490	.352	1
	Salt Lake	.277	85	368	54	102	24	6	10	51	0	3	1	28	0	68	6	3	11	.457	.328	8
2019	— Salt Lake	.274	79	310	63	85	17	2	14	49	0	2	1	59	0	64	1	0	7	.477	.390	9
	LAA	.211	53	147	17	31	7	0	8	23	0	0	0	17	0	52	0	0	4	.422	.293	7
2020	— LAA	.143	8	21	3	3	0	0	1	1	0	0	0	4	0	8	0	0	1	.286	.280	1
2021	— Salt Lake	.280	101	379	71	106	23	4	17	69	0	4	6	60	3	92	2	1	8	.496	.383	11
	LAA	.143	3	7	1	1	0	0	0	0	0	0	0	1	0	1	0	0	0	.143	.250	0
2022	— Salt Lake	.268	77	284	46	76	16	3	10	48	0	3	2	43	1	61	7	0	7	.451	.364	8
	LAA	.217	29	69	9	15	1	0	2	8	0	1	0	11	1	24	1	0	2	.319	.321	0
2023	— LAA	.214	95	262	32	56	6	0	9	31	0	3	6	36	1	83	2	0	4	.340	.319	8
<b>MAJOR TOTALS</b>		<b>.209</b>	<b>188</b>	<b>506</b>	<b>62</b>	<b>106</b>	<b>14</b>	<b>0</b>	<b>20</b>	<b>63</b>	<b>0</b>	<b>4</b>	<b>6</b>	<b>69</b>	<b>2</b>	<b>168</b>	<b>3</b>	<b>0</b>	<b>11</b>	<b>.356</b>	<b>.309</b>	<b>16</b>
<b>MINOR TOTALS</b>		<b>.278</b>	<b>582</b>	<b>2276</b>	<b>373</b>	<b>632</b>	<b>136</b>	<b>25</b>	<b>72</b>	<b>358</b>	<b>1</b>	<b>22</b>	<b>24</b>	<b>309</b>	<b>9</b>	<b>461</b>	<b>29</b>	<b>15</b>	<b>58</b>	<b>.454</b>	<b>.367</b>	<b>114</b>

Disabling Injuries: 2023 — Right shoulder inflammation; disabled Aug. 25 (retro to Aug. 24) - Sept. 3

## 2023 SEASON

- ◆ Finished fifth Major League season with **Angels**...Played in 95 games and reached a career-high nine home runs; had eight HR in rookie season.
- ◆ Missed eight games with right shoulder inflammation.
- ◆ Tallied sixth career game with three hits on June 24 at COL (fourth in 2023).
- ◆ On May 29 at CWS, became first Angels catcher with a HR and SB in a game since Kevan Smith on 9/7/19 (also at CWS).
- ◆ From April 22-June 24 (46 G), batted .304 (38/125) with 20 runs, six doubles, four home runs, 21 RBI, and 20 walks.
- ◆ On June 11 vs. Seattle, logged sixth career game with at least three RBI (last; Sept. 29, 2019 vs. HOU; four RBI).
- ◆ Notched first career game with two doubles on April 26 vs. Oakland.

## MAJOR LEAGUE SUMMARY

### 2022

- ◆ Made two stints with the **Angels**, appearing in 29 games...Defensively at the big league level, made 14 appearances at catcher, 11 at first base, and three at third...Marked first games at catcher in the Majors.
- ◆ In 77 games with Triple-A **Salt Lake**, ranked fourth on the Club in walks (43), fifth in doubles (16), fifth in RBI (48), sixth in triples (3) and sixth in home runs (10).

### 2021

- ◆ Spent majority of season with Triple-A **Salt Lake** where he paced the Club in doubles, runs and walks and ranked second in hits and RBI (T2nd).
- ◆ Defensively, played a majority of games at catcher...Marked first appearances as a catcher since college... Was drafted as a catcher from the University of Virginia...27 stolen bases were the fewest allowed by a backstop in Triple-A West (min. 50 G caught).
- ◆ Saw action during three games in two stints with the **Angels**, going 1-for-7.
- ◆ Following Spring Training, was assigned to the Club's **Alternate Training Site** in Tempe, AZ.

THAISS

# 2024 LOS ANGELES ANGELS

## 2020

- ◆ Spent time with both the **Angels** and at the Club's **Alternate Training Site** in Long Beach, CA...In eight big league games, saw action at five different positions: first base (2 G), second base (1 G), third base (1 G), left field (1 G) and DH (2 G).
- ◆ Started game Sept. 8 at Texas at second base...Marked first game at any professional level at second base...The following day, saw first big league action in the outfield, starting the contest in left field...Was also first contest at any level (Major or minors) in the outfield.

## 2019

- ◆ Started season with Triple-A **Salt Lake**...Played 79 games with Bees before being promoted to **Angels** for remainder of season...Made Major League debut July 3 at Texas going 1-for-3 with a double and a run...Hit first Major League homer July 14 vs. Seattle.
- ◆ Registered two 4-RBI performances: Aug. 18 vs. Chicago (A.L.) and one Sept. 29 vs. Houston.
- ◆ Had first career multi-HR game July 28 vs. Baltimore, which included walk-off homer in 9th inning off Mychal Givens...Also hit two home runs Sept. 29 vs. Houston to become third Angels player with two multi-HR games within first 60 career games (also, Wally Joyner and Mike Napoli).
- ◆ Received Fred Haney Award as Angels outstanding rookie during Spring Training.

## NOTABLE MINOR LEAGUE AWARDS AND HONORS

- ◆ **2021** MiLB.com Organizational All-Star
- ◆ **2019** MiLB.com Organizational All-Star
- ◆ **2018** MiLB.com Organizational All-Star
- ◆ **2017** MiLB.com Organizational All-Star...Arizona Fall League Rising Stars Game selection.
- ◆ **2016** MiLB.com Organizational All-Star

## CAREER TRANSACTIONS

- ◆ June 8, 2013...Selected by **Red Sox** in 32nd round of First-Year Player Draft (did not sign).
- ◆ June 9, 2016...Selected by **Angels** in first round (16th overall) of First-Year Player Draft (signed June 14, 2016).

## PERSONAL/MISC

- ◆ Matthew Kevin Thaiss (pronounced THICE...rhymes with 'ICE').
- ◆ On Twitter: @Matt\_Thaiss
- ◆ Designated as Angels #8 prospect for 2018 & 2019 by *Baseball America*...Named as Angels #2 prospect for 2017 season by *Baseball America*.
- ◆ Second New Jersey native to be selected in first round by Angels, joining OF Mike Trout (25th overall in 2009).
- ◆ Played collegiately for the University of Virginia where he helped lead Cavaliers to College World Series Finals in both 2014 and 2015, including first national championship in school history in 2015...Named 2016 Second Team All-American by *Baseball America*, his second straight season with All-American honors...Semi-finalist for Dick Houser Trophy (College Baseball Player of the Year) and Johnny Bench Award (top collegiate catcher).
- ◆ In 2013, selected by Boston in the 32nd round (did not sign) out of Jackson Memorial High School (Jackson Township, NJ) where he was twice named First-Team All-State... Batted .343 with 17 homers and 70 RBI in high school career...Named First-Team All-Shore Conference three times...Named to High Honor Roll all four years.
- ◆ Originally signed by Angels scout Nick Gorneault.

## MISCELLANEOUS STATS

### TWO-HR GAMES (2)

Sept. 29, 2019 vs. HOU

July 28, 2019 vs. BAL

### CAREER WALK-OFF PLATE APPEARANCES (1)

July 28, 2019 vs. BAL (solo HR; 9th)

## CAREER FIELDING

POS	PCT	G	PO	A	E	TC	DP	PB	CS	CS%
C	.989	96	692	17	8	717	0	2	10	20%
1B	1.000	31	186	10	0	196	9	-	-	-
2B	.750	1	0	3	1	4	0	-	-	-
3B	.915	47	18	57	7	82	6	-	-	-
OF	1.000	1	1	0	0	1	0	-	-	-



## THAISS' CAREER HIGHS

	SEASON		GAME
AVG	.217 — 2022	H	3 — 6 times; last, 6/24/23 at COL
H	56 — 2023	HR	2 — Twice; last, 9/29/19 vs. HOU
R	32 — 2023	R	3 — 6/24/23 at COL
BB	36 — 2023	BB	2 — 8 times; last, 7/14/23 vs. HOU
2B	7 — 2019	2B	2 — 4/26/23 vs. OAK
HR	8 — 2023	RBI	4 — Twice; last, 9/29/19 vs. HOU
RBI	31 — 2023	Hit Streak	5 — Sept. 4, 2022 - Sept. 11, 2022



# 2024 LOS ANGELES ANGELS



## MIKE TROUT

**BORN:** AUG. 7, 1991

**BIRTHPLACE:** VINELAND, NJ

**MLB SERVICE:** 12 YEARS, 70 DAYS

**ACQUIRED:** SELECTED IN FIRST ROUND (25<sup>TH</sup> OVERALL) OF 2009 FIRST-YEAR PLAYER DRAFT

**SIGNED THRU:** 2030; SIGNED 12-YEAR EXTENSION, MAR. 20, 2019

**OPENING DAY AGE:** 32

**RESIDES:** MILLVILLE, NJ

**OUTFIELDER**

**HEIGHT** 6-2 **WEIGHT** 235 **BATS** R **THROWS** R

### TROUT'S LIFETIME PLAYING RECORD

Year	Club	AVG	G	AB	R	H	2B	3B	HR	RBI	SH	SF	HBP	BB	IBB	SO	SB	CS	GDP	SLG	OBP	E
2009	— Angels (AZL)	.360	39	164	29	59	7	7	1	25	3	2	0	18	0	28	13	2	2	.506	.418	1
	Cedar Rapids	.267	5	15	1	4	0	0	0	1	0	0	4	0	6	0	0	0	0	.267	.421	0
2010	— Cedar Rapids	.362	81	312	76	113	19	7	6	39	2	1	7	46	2	52	45	9	1	.526	.454	0
	R. Cucamonga	.306	50	196	30	60	9	2	4	19	5	3	1	27	1	33	11	6	2	.434	.388	1
2011	— Arkansas	.326*	91	353	82	115	18	13*	11	38	4	1	9	45	1	76	33*	10	2	.544	.414*	1
	LAA	.220	40	123	20	27	6	0	5	16	0	1	2	9	0	30	4	0	2	.390	.281	2
2012	— Salt Lake	.403	20	77	21	31	4	5	1	13	1	3	1	11	0	16	6	1	1	.623	.467	0
	LAA	.326	139	559	129*	182	27	8	30	83	0	7	6	67	4	139	49*	5	7	.564	.399	4
2013	— LAA	.323	157	589	109*	190	39	9	27	97	0	8	9	110*	10	136	33	7	8	.557	.432	2
2014	— LAA	.287	157	602	115*	173	39	9	36	111*	0	10	10	83	6	184*	16	2	6	.561	.377	3
2015	— LAA	.299	159	575	104	172	32	6	41	90	0	5	10	92	14	158	11	7	11	.590*	.402	0
2016	— LAA	.315	159	549	123*	173	32	5	29	100	0	5	11	116*	12	137	30	7	5	.550	.441*	4
2017	— LAA	.306	114	402	92	123	25	3	33	72	0	4	7	94	15*	90	22	4	8	.629*	.442*	1
	Inland Empire (1)	.222	4	9	5	2	1	1	0	0	0	0	1	4	0	2	0	0	1	.556	.500	0
2018	— LAA	.312	140	471	101	147	24	4	39	79	0	4	10	122*	25*	124	24	2	5	.628	.460*	0
2019	— LAA	.291	134	470	110	137	27	2	45	104	0	4	16	110	14	120	11	2	5	.645	.438	4
2020	— LAA	.281	53	199	41	56	9	2	17	46	0	4	3	35	4	56	1	1	1	.603	.390	0
2021	— LAA	.333	36	117	23	39	8	1	8	18	0	0	2	27	5	41	2	0	0	.624	.466	0
2022	— LAA	.283	119	438	85	124	28	2	40	80	0	1	6	54	8	139	1	0	6	.630	.369	1
2023	— LAA	.263	82	308	54	81	14	1	18	44	0	2	7	45	2	104	2	0	4	.490	.367	0
<b>MAJOR TOTALS</b>		<b>.301</b>	<b>1489</b>	<b>5402</b>	<b>1106</b>	<b>1624</b>	<b>310</b>	<b>52</b>	<b>368</b>	<b>940</b>	<b>0</b>	<b>55</b>	<b>99</b>	<b>964</b>	<b>119</b>	<b>1458</b>	<b>206</b>	<b>37</b>	<b>68</b>	<b>.582</b>	<b>.412</b>	<b>21</b>
<b>MINOR TOTALS</b>		<b>.341</b>	<b>290</b>	<b>1126</b>	<b>244</b>	<b>384</b>	<b>58</b>	<b>35</b>	<b>23</b>	<b>134</b>	<b>16</b>	<b>10</b>	<b>21</b>	<b>155</b>	<b>4</b>	<b>213</b>	<b>108</b>	<b>28</b>	<b>9</b>	<b>.516</b>	<b>.426</b>	<b>3</b>

\* led or tied for league lead

(1) rehab assignment

- Disabling Injuries:** **2023** — Left hamate fracture; disabled July 4 - Aug. 22; also Aug. 25 (retro to Aug. 23) - end of season  
**2022** — Left rib cage inflammation; disabled July 18 (retro to July 15) - Aug. 19  
**2021** — Right calf strain; disabled May 18 - end of season  
**2018** — Right wrist inflammation; disabled Aug. 9 (retro to Aug. 6) - 24  
**2017** — Left thumb ligament injury; disabled May 29 - July 14

### 2023 SEASON

- ◆ Finished 13th season in Major League Baseball (all with **Angels**).
- ◆ Last game played was Aug. 22...Missed 74 games with a left hamate fracture.
- ◆ Became fourth player all-time with 300+ doubles, 300+ HR and 200+ stolen bases by his age-31 season (also, Barry Bonds, Willie Mays, and Alex Rodriguez).
- ◆ Selected for 11th career All-Star game (10th as starter)...Did not play due to injury.
- ◆ Scored walk-off run June 26 vs. CWS on a wild pitch in the 9th inning.
- ◆ Recorded 1100th career run via a home run on June 24 at Colorado (owns franchise record with 1106 runs scored).
- ◆ Reached 1,600 career hits with Angels May 31, his 1624 career hits ranks third in franchise history (Garret Anderson - 2,368 and Tim Salmon - 1,674).

### MICHAEL, THE ARCHANGEL

Trout's rankings in franchise history

Category	Total	Place
Hits	1,624	3th
Runs	1,106	1st
Home runs	368	1st
Doubles	310	3rd
Triples	52	3rd
RBI	940	3rd
Walks	964	2nd
Stolen Bases	206	2nd
Games	1,489	4th

- ◆ Reached 10 home runs in a season for 11th time in career...In Angels history, only Garret Anderson (13) has more seasons with 10+ HR.
- ◆ On May 18, passed Brian Downing (1588 hits) for third-most hits in Angels history.
- ◆ Connected on fifth career go-ahead HR in 9th inning-or-later on May 3 at St. Louis.
- ◆ Collected 25th career multi-HR game April 29 at MIL (most in Angels history).
- ◆ Established a new All-Time Runs Scored at Angel Stadium record (523).
- ◆ Joined Garret Anderson (1292) and Tim Salmon (1016) as only Angels with 900+ career RBI...Finished year with 940 career RBI.
- ◆ Collected seven total bases on April 2, reached 3000 TB for career; second player in Angels history with 3000 TB, joining Garret Anderson - 3743).

## CAREER SUMMARY

- ◆ Three-time A.L. MVP (2019, 2016 & 2014), 11-time All-Star and 2012 A.L. Rookie of the Year owns a .301 average (1624/5402) with 310 doubles, 52 triples, 368 home runs, 940 RBI, and 206 stolen bases in 1,489 career games.
- ◆ Received third American League MVP honors in 2019 to become the 11th player in Major League history to capture MVP honors three times and sixth American Leaguer to do so...Became the first three-time winner since Albert Pujols (2009, 2008 and 2005)...In 2016, at 25 years and 56 days old, became the third-youngest player ever to win the award multiple times, behind only Detroit's Hal Newhouser (24 years, 133 days) and Cincinnati's Johnny Bench (24 years, 302 days)... Named unanimous winner of the 2014 American League Most Valuable Player Award...Third Halo to win the award along with Vladimir Guerrero (2004) and Don Baylor (1979).
- ◆ Selected as Team Captain for the United States in 2023 World Baseball Classic.
- ◆ Has finished second in A.L. MVP race in 2012, 2013, 2015 and 2018...From 2012-2016, became just the second player all-time to finish in the Top 2 of the MVP race in five consecutive seasons, joining Barry Bonds...Is one of four players to finish second in the MVP vote at least four times during their careers: Stan Musial (4 times), Ted Williams (4), Albert Pujols (4)...Finished in the Top 10 of MVP voting in 10 of his 13 big league seasons.
- ◆ Unanimous winner of the 2012 American League Rookie of Year...First player in Major League history to steal 45 bases, score 125 runs and hit 30 home runs in a single season.
- ◆ Named Angels Team MVP nine of last 13 seasons...Is first Halo to win the award nine times at any point in career.
- ◆ Tabled as a Louisville Silver Slugger eight times: 2012, 2013, 2014, 2015, 2016, 2018, 2019, 2020 and 2022...Is the first Angel to win the award more than four times...First player to win the award nine times by their age-30 season and passed Manny Ramirez for the most Silver Slugger Awards by an American League outfielder (Ramirez won eight as an outfielder and one at DH)...Sixth player all-time to win at least nine career Silver Sluggers, joining Barry Bonds (12), Mike Piazza (10), Alex Rodriguez (10), Barry Larkin (9) and Ramirez (9)...Tied Ramirez for second-most A.L. Silver Slugger Awards, trailing only Rodriguez.

## HOME RUNS

- ◆ During Game 1 of the Sept. 5, 2020 doubleheader with Houston, connected for 300th career home run of career, setting a new franchise record (formerly 299 HR by Tim Salmon).
- ◆ 350 career home runs are good for sixth in A.L. history thru a player's age-30 season.
- ◆ In 2022, became the 16th player in A.L. history with three 40-homer campaigns prior to their age-30 season.
- ◆ Also in 2019, joined Alex Rodriguez and Jimmie Foxx as the only players in American League history to hit 30 home runs six-or-more times before their age-28 season...Is the sixth player in A.L. history with seven-or-more 30+ home run seasons prior to age 31 season: Alex Rodriguez, Jimmie Foxx, Mickey Mantle, Manny Ramirez and Harmon Killebrew.

### REELING THEM IN

A GLANCE AT SOME OF TROUT'S NOTABLE AWARDS...

- 3X A.L. MOST VALUABLE PLAYER
- 2012 A.L. ROOKIE OF THE YEAR
- 11X ALL-STAR
- 2X ALL-STAR GAME MVP
- 9X ANGELS TEAM MVP
- 9X LOUISVILLE SILVER SLUGGER AWARD

### A VALUABLE LESSON

TROUT'S A.L. MVP TOP-3 VOTING FINISHES

Year	MVP Finish	Year	MVP Finish
2012	2nd	2016	1st
2013	3rd	2018	2nd
2014	1st	2019	1st
2015	2nd		

### FISH FACT

Mike Trout is the first player ever voted as the unanimous winner of both the A.L. Rookie of the Year and A.L. MVP awards.

# 2024 LOS ANGELES ANGELS

## RBI

- ◆ 940 career RBI rank third in franchise history....Notched 900th career RBI April 7, 2023.
- ◆ Talled 800th career RBI April 2, 2021.
- ◆ Drove in 700th career RBI as part of a career-high seven-RBI effort on June 19, 2019 in Toronto...Seventh player all-time to tally 700 RBI and 900 runs before their age-28 season: Alex Rodriguez, Mel Ott, Mickey Mantle, Joe Kelley, Jimmie Foxx, George Davis.
- ◆ Logged 600th career RBI May 26, 2018.
- ◆ Drove in 500th career RBI April 11, 2017...Was the 13th player in franchise history to reach the mark.

## RUNS

- ◆ On Aug. 26, 2022 set a new franchise record for runs scored, passing Garret Anderson (1,024) for first all-time.
- ◆ Led A.L. in runs scored in 2012 (129), 2013 (109), 2014 (115) and 2016 (123)...Was the 11th player (12th occurrence) to ever lead the A.L. in runs scored in three straight seasons and the first since Mickey Mantle (1956-58).
- ◆ 1,052 career runs ranked ninth all-time by an American Leaguer before their age-31 campaign.
- ◆ Scored at least 100 runs in seven of 12 full seasons (only player in franchise history with more than two such seasons)...One of four players ever with seven campaigns of 100 R & 25 HR by their age-28 season.
- ◆ Played in 500th career game April 13, 2015...Since 1960, his 378 runs scored rank fifth by a Major Leaguer in their first 500 career games, trailing Hanley Ramirez (392), Albert Pujols (389), Bobby Bonds (388) and Kenny Lofton (380)... Joined Joe DiMaggio (467 R/120 HR), Ted Williams (458 R/108 HR), Chuck Klein (439 R/125 HR) and Albert Pujols (389 R/121 HR) as the only players since 1914 to score 375 runs and hit at least 95 home runs in their first 500 career games.

## STOLEN BASES

- ◆ Stole 200th career base Aug. 31, 2019...Is the second player in franchise history (Chone Figgins, 280 SB) to reach the 200-steal mark.
- ◆ Stole 150th career base May 14, 2017.
- ◆ Led the A.L. in stolen bases in 2012 (49), in walks in 2013 (110), 2016 (116) and 2018 (122), and RBI in 2014 (111)...First player to have led his league in all three of those categories at any point during career.

## SPEED AND POWER

- ◆ Is the first player in baseball history to tally 200 home runs and 200 stolen bases by his age-27 season or younger.
- ◆ At 25 years, 280 days (May 14, 2017), was the youngest player ever to amass 150 home runs and 150 stolen bases in a career, surpassing Alex Rodriguez's previous mark of 26 years, 54 days...Is just the second player in history to tally 200 home runs and 150 stolen bases before their age-26 season: Alex Rodriguez.
- ◆ Was the only player ever to amass three years of 25 HR/30 SB (2012-13 & 2016) prior to their age-25 season...The three 25 HR/30 SB seasons are tied for the most all-time by a center fielder: Willie Mays, Eric Davis and Carlos Beltran.
- ◆ Hit his 100th and 101st home runs of career on Apr. 17, 2015...At 23 years and 253 days old, became youngest player ever to reach the 100 HR/100 SB plateau (previously Alex Rodriguez at 23 years 309 days)...Joins Darin Erstad as only Angels to accomplish feat.
- ◆ Second player in Major League history to reach 25+ home runs, 5+ triples and 10+ stolen bases in five consecutive seasons (2012-16), joining Willie Mays (6 straight, 1955-60).
- ◆ Is the youngest player in MLB history to post back-to-back 20-HR/30-SB campaigns (2012-13)...Fastest player to reach 50-HR/50-SB mark in American League history (266 games).

## ALL-STAR GAME

- ◆ 2023 marked 11th career All-Star Game nomination and was tabbed as a starter for the 10th consecutive season...Became the first Major League player to be voted in by the fans as a starter in 10 straight All-Star Games since Ken Griffey Jr. (11 seasons; 1990-2000)...Fourth player in A.L. history to earn 10 fan elections with one organization, joining Cal Ripken Jr. (BAL, 17), George Brett (KC, 11), Ken Griffey Jr. (SEA, 10)...Elected a starter in 2023, 2022, 2021, and 2017 but was not able to play due to injury.
- ◆ Owns franchise records for most All-Star Game selections (11) and starts (10).
- ◆ Is 7-for-17 (.411) in seven career All-Star Games with two doubles, one triple, two home runs, four RBI and three walks...With 2018 homer, joined Willie Mays and Joe Morgan as the only players with a hit in each of their first six All-Star Games...Is one of three American League players to have hit multiple All-Star Game home runs before turning 27, joining Al Kaline and Mickey Mantle...Is one of four A.L. players to have at least five career extra-base hits in the All-Star Game joining Ted Williams (7), Dave Winfield (5) and Cal Ripken Jr. (5).

## MISC.

- ◆ Logged 1,000th career hit Aug. 7, 2017...Became the 10th American League player ever with 1,000 hits prior to his age-26 season: Ty Cobb, Al Kaline, Alex Rodriguez, Robin Yount, Jimmie Foxx, Buddy Lewis, Mickey Mantle, Ken Griffey Jr. and Stuffy McInnis.
- ◆ On May 21, 2013, became youngest player in A.L. history to hit for the cycle...Also was sixth Angel (7th occurrence) to turn the trick and first since Chone Figgins, Sept. 16, 2006.
- ◆ He and Willie Mays (1957-58) are only players in MLB history with two seasons of a .320 average, 25 homers and 30 steals at any point in their career.



## MAJOR LEAGUE SUMMARY

### 2022

- ◆ In 12th season with the **Angels**, despite being limited to 119 games due to a rib injury, still produced third 40-run campaign of career...Became just the sixth player in baseball history to amass 40 home run in 120 games or less and just the fourth to do so in a non-strike shortened season...Finished 8th in the A.L. MVP race.
- ◆ Named a Silver Slugger for franchise-record ninth time in career...*For more information, see Career Summary.*
- ◆ Set franchise record with seven consecutive games with a home run from Sept. 4-12, finishing one game away from tying the Major League record...In that span, homered in five straight games at Angel Stadium, tying the all-time record for the ballpark.
- ◆ On Aug. 26, set a new franchise record for runs scored, passing Garret Anderson (1,024)...Connected for career hit #1,506 Aug. 29, passing Darin Erstad for fourth-most in Angels history...April 25, became third player in Angels history with 50 career triples, joining Jim Fregosi (70) and Chone Figgins (53)... Launched 161st home run at Angel Stadium May 9th, passing Tim Salmon (160 HR) for most home runs ever hit at the Big A.
- ◆ Matched Globe Life Field record with 472 ft. home run April 15.
- ◆ After returning from the I.L. Aug. 19, went on to hit .308 (48/156) with 11 doubles, 16 home runs, 29 RBI and 30 runs scored... The 16 homers in that span were tied with Aaron Judge for the most in the Majors while the 29 RBI were tied for fourth.
- ◆ Selected as an All-Star for the 10th straight season and ninth as a starter...*For more information, see All-Star section in Career Summary.*

### 2021

- ◆ In 11th season with the **Angels**, limited to 36 games due to a right calf strain...Initially suffered the injury running the bases May 17th vs. Cleveland...At the time of the injury, was leading the Majors in OPS and OBP, ranked fourth in slugging (led A.L.) and fifth in average (min. 145 PA).
- ◆ Finished April with a slash line of .425/.523/.781 (13/73), becoming the first player to post those totals in any month (min. 75 PA) since Lance Berkman in May 2008 and the first A.L. player since Bernie Williams in June 2001...Just four other players have posted those totals in March/April: Barry Bonds (1993 & 2004), Larry Walker (1997), Paul O'Neill (1994) and Tony Perez (1970).
- ◆ Tallied 1,409th career hit April 28th vs. Texas to pass Jim Fregosi for fifth on the franchise all-time hit list...Drove in 800th career RBI April 2nd...One of four Halos all-time to reach the mark.
- ◆ Named an All-Star for the ninth straight season and eighth as a starter...*For more information, see All-Star section in Career Summary.*

### 2020

- ◆ In 10th big league season (ninth full) with the **Angels**, became the organization's all-time home run leader, passing Tim Salmon (299)...*For more info, see 2020 Home Run Section.*
- ◆ Finished in the Top 10 in the A.L. in several offensive categories: home runs (T3rd), RBI (T3rd), runs (4th), OBP (4th), slugging (4th), OPS (.993; 3rd), walks (6th), extra-base hits (28; T3rd) and total bases (120; 4th).
- ◆ Finished fifth in the American League Most Valuable Player voting with 172 points, (Jose Abreu, 374 points)...In 2020, had finished in the Top 5 every year since rookie campaign.
- ◆ Extended his franchise record after winning his eighth Louisville Silver Slugger award...*For more info, see Career Summary Section.*
- ◆ Played flawless defense in the outfield across an entire season for the third time in career.
- ◆ Tabbed as Angels nominee for 2020 Roberto Clemente Award on September 3rd, which recognizes the player who best represents baseball through extraordinary character, community involvement, philanthropy and positive contributions, both on and off the field...He and his wife Jessica, collaborated with the sports apparel brand Tiny Turnip to design a special t-shirt with proceeds helping to support the American Foundation for Suicide Prevention.

### HOME RUNS

- ◆ Led the team in home runs for the fourth consecutive season and sixth time in last seven seasons...17 homers were tied for third in the A.L. and tied for fourth in the Majors.
- ◆ Clubbed 300th home run of career Sept. 5 vs. Houston (Game 1)...Homer set a new franchise record, surpassing Tim Salmon's previous mark of 299...Home run came in 1,235th career game...The 300 home runs are tied with Jose Canseco for the 9th most in A.L. history through a players first 1,235th game (1st, Juan Gonzalez, 335).

### 2019

- ◆ Completed ninth big league season (eighth full) with the **Angels** by capturing his third career American League Most Valuable Player Award (2019, 2016 & 2019)...Finished 20 points ahead of second-place finisher Alex Bregman (335)... Garnered 17 first-place votes and 13 second-place votes.
- ◆ Became the 11th player in Major League history to capture MVP honors three times and sixth American Leaguer to do so... The honors were the fifth won by a Halo (Baylor, 1979 and Guerrero, 2004)...*For more info, see Career Summary section.*

#### MOST HOME RUNS IN A SEASON IN FRANCHISE HISTORY

Player	Year	HR
Troy Glaus	2000	47
Shohei Ohtani	2021	46
Mike Trout	2019	45
Shohei Ohtani	2023	44
Mike Trout	2015	41
Troy Glaus	2001	41
Mike Trout	2022	40
Albert Pujols	2015	40

# 2024 LOS ANGELES ANGELS

- ◆ Led the American League in on-base percentage for the fourth straight year and OPS for the third consecutive season... Also finished the Junior Circuit's Top 10 in home runs (2nd), runs (T6th), RBI (9th), slugging (1st) and walks (2nd).
- ◆ Tabbed as a Louisville Silver Slugger for the seventh time in career...*For more info, see Career Summary Section.*
- ◆ Named an American League All-Star for the eighth consecutive season...*For more info, see All-Star Game section below.*
- ◆ Agreed to a historic 12-year contract extension with the Angels on March 20th.

## HOME RUNS

- ◆ Clubbed a career-high 45 home runs...The homers were the second-most in Club history, trailing only Troy Glaus' 47 in 2000...Also marked the most by a Major League center fielder since Andruw Jones' 51 in 2005 and most by an A.L. center fielder since Ken Griffey Jr. in 1999 (48 HR).
- ◆ Set the franchise record for first-half home runs (28 HR), surpassing the previous mark of 26 set by Garret Anderson in 2000 and Mike Trout and Albert Pujols in 2015.
- ◆ Tallied sixth career 30-HR season, establishing a new club record...Previous record was five seasons (Trout, Salmon).

## RBI

- ◆ Collected 104 RBI, second-most in a single season of Trout's career.
- ◆ Drove in 100 runs for the third time, becoming the fifth player in Club history to reach the mark at least three times: Albert Pujols, Vladimir Guerrero, Troy Glaus and Garret Anderson.

## RUNS

- ◆ Reached the century mark in runs scored for the seventh time in career...Is just the fifth player all-time (3rd in A.L. history) with seven 100-run campaigns prior to their age-28 season: Alex Rodriguez (8 seasons), Hank Aaron (7), Mickey Mantle (7) and Mel Ott (7).
- ◆ Is the only player in Club history with more than two 100-run seasons...903 career runs scored rank third in franchise history.

## WALKS

- ◆ 110 walks ranked second in the American League.
- ◆ Reached the century mark in walks for the fourth time in career...Became the ninth player in A.L. history with four 100-walk campaigns prior to their age-28 season...No other Angel in franchise history had more than two such seasons.

## ALL-STAR GAME

- ◆ Named a starter for the American League All-Star team...Extended his Angels record with eight overall All-Star selections and passed Rod Carew for the Club record with seven selections via fan voting...*For more info, see Career Summary section.*

## 2018

- ◆ In eighth big league season (seventh full) with the **Angels**, finished second in the A.L. Most Valuable Player voting to Boston's Mookie Betts...Marked seventh time in seven full seasons finishing in the Top 4 and sixth time placing first or second (won in 2014 and 2016)...Is one of four players to finish second in the MVP vote at least four times during their careers: Stan Musial (4), Ted Williams (4) and Albert Pujols (4)...According to ELIAS, is one of three players to finish in the Top 3 of the MVP voting six times in a seven-year span, joining Yogi Berra and Albert Pujols.
- ◆ Finished in the Top 10 for the American League in several offensive categories including average (.312, 4th), on-base percentage (.460, 1st), slugging (.628, 3rd), runs (101, 9th), home runs (39, T-4th), stolen bases (24, 9th), walks (122, 1st) and intentional walks (25, 1st).
- ◆ Awarded a Louisville Silver Slugger for the sixth time in career...*For more info, see Career Summary Section.*
- ◆ Per MLB, was the 11th-most popular player jersey according to sales on MLBShop.com.

## HOME RUNS

- ◆ Logged 39 home runs, the second-most of career (41 HR in 2015)...Marked third 35+ home run season, the most in franchise history.
- ◆ Joined Alex Rodriguez, Jimmie Foxx, Jose Canseco and Joe DiMaggio as the only players in American League history to hit 30 home runs five-or-more times before their age-27 season...Also joined Alex Rodriguez and Mickey Mantle as the only A.L. players all-time to amass seven seasons of 20+ home runs prior to their age-27 season.

## RBI

- ◆ Drove in 79 RBI in 140 games...Was the fourth player in baseball history and first in franchise annals to log 35+ home runs and drive in fewer than 80 RBI.

## LIKE MIKE

Most 25+ HR campaigns in the American League through age 27 season

Player	Seasons	Team
Mike Trout	8 (2012-19)	LAA
Alex Rodriguez	7 (1994-03)	SEA/TEX
Jimmie Foxx	7 (1925-35)	PHA

## 200-HR/900-R PRIOR TO AGE-28 SEASON

Player	HR/R	Teams
Mike Trout	285/903	LAA
Alex Rodriguez	345/1009	SEA/TEX
Mickey Mantle	280/994	NYN
Jimmie Foxx	302/975	PHA

**RUNS**

- ◆ Reached the century mark in runs scored for the sixth time in career...Is just the seventh player all-time (3rd in A.L. history) with six 100-run campaigns prior to their age-27 season: Alex Rodriguez (7 seasons), Albert Pujols (6), Hank Aaron (6), Mickey Mantle (6), Mel Ott (6), Bill Dahlen (6).
- ◆ Six career 100-run seasons are the most in franchise history...No other player has more than two...793 career runs scored rank fifth in franchise history.

**STOLEN BASES**

- ◆ Stole 20+ bases for the fifth time in six Major League seasons...One of two players all-time to log four seasons of 25 home runs and 20 stolen bases prior to their age-27 campaign: Darryl Strawberry.

**WALKS**

- ◆ Led the Junior Circuit in walks (122) for the third time (also, 2013 and 2016)...For more info, see chart to right.
- ◆ Set a new single-season franchise record for walks, breaking his old mark of 116 set in 2016...The 122 walks were tied for the eighth-most by a center fielder all-time (since 1871) and the most since Lenny Dykstra's 129 in 1993 with the Phillies.
- ◆ Reached 100 walks, 25 HR and 20 steals in a season for the third time in career (2013 & 2016)...Joins Barry Bonds (7 times), Bobby Abreu (3) & Jeff Bagwell (3) as the only players ever to do so at least three times in career.

**WALK 'IN CLINIC**

Trout is just the 13th player to lead the American League in walks in three different seasons and first since Jason Giambi ('00, '01, '03 & '05).

**FIRST HALF**

- ◆ Connected for 25 home runs prior to the All-Star Break, one shy of tying the Club record for homers prior to the Midsummer Classic.
- ◆ Joined Jeff Bagwell as the only players ever with 25 home runs, 10 stolen bases and 75 walks prior to the All-Star Break...Also joins Frank Robinson and Eddie Mathews as the only players to hit 25+ home runs in seven seasons prior to their age-27 campaign.
- ◆ Drew 84 walks in the first half...Set the franchise record for first half walks (previous, 62 BB by Brian Downing in '87 and Tim Salmon in '00)...The 84 free passes were the most by an A.L. player before the break since Frank Thomas (84 BB) in 1994.
- ◆ Joined Joe Morgan (1974) as the only players ever to amass 100 H, 80 BB and 15 SB prior to the All-Star Break.

**ALL-STAR GAME**

- ◆ Named to the American League All-Star team, starting the game in center field...Went 1-for-2 with a home run, an RBI, run scored and a walk...Marked second career home run in the All-Star Game.
- ◆ Nominated as an All-Star for the seventh time in career and a starter for the sixth consecutive season...Set franchise record for most All-Star Game selections and joined Rod Carew (1979-84) as the only Halos to be selected as a starter in six consecutive Midsummer Classics...For more info, see Career Summary Section (eighth bullet point).

**DEFENSE**

- ◆ One of five Major Leaguers to post a 1.000 fielding percentage (min. 108 G)...Last error came April 6, 2017 (250 consecutive games) and has made just one error in last 336 tilts (spans to June 28, 2016).
- ◆ Per Fangraphs.com, eight defensive runs saved led American League center fielders while his 4.0 UZR was second.

**2017**

- ◆ Completed seventh big league season (sixth full) with the **Angels** and finished in the Top 10 for the American League in several offensive categories including average (.306, 6th), on-base percentage (.442, 1st), slugging (.629, 1st), walks (94, 3rd) and intentional walks (15, 1st).
- ◆ Finished fourth in the American League Most Valuable Player voting with 197 points, 208 behind winner Jose Altuve...Marks first season finishing outside the Top 2 of the MVP race.
- ◆ Missed 39 games after suffering left thumb ligament injury...Marked first career trip to the D.L...Sustained injury May 28 in Miami sliding into second base...Underwent surgery May 31 to repair torn ulnar collateral ligament and dorsal capsule...At the time of the injury, ranked second in the A.L. in average, third in runs, second in home runs, fourth in RBI, first in walks, first in slugging, first in on-base percentage and first in extra-base hits.
- ◆ Tabbed as an A.L. All-Star for the sixth straight season...Named a starter for the fifth straight campaign...For more info, see Career Summary Section (eighth bullet point).
- ◆ Per MLB, was the 10th-most popular player jersey according to sales on MLBShop.com.

**HOME RUNS**

- ◆ Hit 200th career home run Sept. 29...Only eighth player in Major League history with 200 home runs before age-26 season: Alex Rodriguez (241), Eddie Mathews (222), Jimmie Foxx (222), Mel Ott (211), Mickey Mantle (207), Frank Robinson (202) and Albert Pujols (201).
- ◆ Joined Alex Rodriguez, Jimmie Foxx, Jose Canseco and Joe DiMaggio as the only players in American League history to hit 30 home runs four-or-more times before their age-26 season.
- ◆ On April 25, homered for the 174th time, passing Vladimir Guerrero for sole possession of fifth in franchise history.
- ◆ Homered on Opening Day for the third time in career and the third time in his last four Opening Day games...Joined Tim Salmon as the only Angels in franchise history to homer in three different Opening Day games.

# 2024 LOS ANGELES ANGELS

## RBI

- ◆ Drove in 72 RBI in 114 games...Is the sixth player in franchise history to drive in 70 runs while playing 115 games or less and first since Garret Anderson in 2007 (70 RBI in 108 G).
- ◆ Tallied 500th career RBI April 11...Became just the 13th player all-time to tally 500 RBI and 600 runs before his age-26 season and just the sixth in A.L. history, joining Alex Rodriguez, Mickey Mantle, Jimmie Foxx, Joe DiMaggio and Ty Cobb.

## RUNS

- ◆ Despite DL stint, scored a team-leading 92 runs, which were tied for 16th in the American League...Was the first A.L. player to score 90+ runs in 115 games or fewer in non-strike-shortened season since Billy Goodman (91 R in 110 G) in 1950.

## STOLEN BASES

- ◆ Stole 20+ bases for the fourth time in six Major League seasons...One of two players all-time to log four seasons of 25 home run and 20 stolen bases prior to their age-26 campaign: Darryl Strawberry.

## WALKS

- ◆ Led the Junior Circuit with 15 intentional walks and ranked third with 94 base on balls.
- ◆ Became the first player since Ferris Fain and Ted Williams in 1955 to walk 90+ times in 115 games or less in non-strike-shortened season and just the fifth ever to accomplish the feat.

## 2016

- ◆ Named the American League's Most Valuable Player as voted on by the Baseball Writers' Association of America (BBWAA) after leading the Majors in runs (123), walks (116) and OBP (.441) and ranking in the Top-10 in several of the A.L.'s offensive categories including average (5th), triples (T-10th), steals (T-2nd) and slugging (.550; 4th).
- ◆ Received his second MVP award (unanimous winner in 2014) after garnering 19 first-place votes, eight second-place votes and one third-place vote, for a total of 356 points, 45 points ahead of second-place finisher Mookie Betts of the Boston Red Sox (311 points)...For more MVP info, please see Career Summary section.
- ◆ Won fifth consecutive Louisville Silver Slugger Award...For more info, see Career Summary section.
- ◆ Became the first player to lead the A.L. in walks and runs since Trout did so in 2013 (prior to Trout, the last player to lead the A.L. in both categories was Frank Thomas in 1994).
- ◆ Finished the season as one of two American Leaguers to post a .300/.400/.500 slash line (David Ortiz).
- ◆ Joined Ty Cobb (1915) as the only players ever to hit .315, walk 115 times, score 120 runs and steal 30 bases.
- ◆ According to STATS, this year became the second-youngest player with 25 HR, 25 SB and 100 BB in a season...Youngest was Trout in 2013.
- ◆ Became the 12th player in American League history to log a 100-R/100-BB/ 100-RBI season prior to their age-25 campaign: Ted Williams (2 times), Troy Glaus (2), Frank Thomas (2), Mickey Mantle (2), Jimmie Foxx (2), Lou Gehrig (2), Alex Rodriguez (1), John Olerud (1), Reggie Jackson (1), Charlie Keller (1) and Babe Ruth (1).

## JERSEY BOYS

Trout is one of three players born in the state of New Jersey to win the MVP Award.

<u>Player</u>	<u>Year</u>	<u>Club</u>
Joe Medwick	1937	St. Louis Cardinals
Don Newcombe*	1956	Brooklyn Dodgers
<b>Mike Trout</b>	<b>'14, '16, '19</b>	<b>Los Angeles Angels</b>

\* Won MVP and Cy Young

## HOME RUNS

- ◆ Reached the 25-home run mark for the fifth straight season, joining Vladimir Guerrero as only Angels to do so.
- ◆ Tallied 15 home runs in the first half of the season for the fourth consecutive year...Is one of six players all-time with four seasons of 15+ homers before the Midsummer Classic before age-25-season or younger: Miguel Cabrera (2004-07), Albert Pujols (2001-04), Alex Rodriguez (1996-00), Orlando Cepeda (1958-62), and Jimmie Foxx (1929-32).

## RBI

- ◆ Logged 100th RBI in final at-bat of the season...Eclipsed the 100-RBI mark for the second time in career (111 in 2014).

## RUNS

- ◆ Paced the Majors with 123 runs scored...Marked second time in career leading the Majors in runs scored (129 R in 2012) and the fourth time leading the A.L. (2012-14).
- ◆ The 123 runs were the third-most scored by an Angel in a single season, trailing only Trout's franchise-record 129 runs in 2012 and Vladimir Guerrero's 124 runs in 2004.
- ◆ Scored at least 50 runs before the All-Star break for the fifth consecutive season...Joins Alex Rodriguez as the only players to ever accomplish the feat prior to their age-25 season.

## RUN WILD

Trout is just the fourth player in MLB history to lead either league in runs four times (2016 & 2012-14) in a five year-span, joining Babe Ruth, George Burns and Mickey Mantle.



## WALKS

- ◆ Led the Majors in walks...The 116 walks set a new franchise record, surpassing Tony Phillips' previous mark of 113 in 1995.
- ◆ With 110 walks in 2013, is the 10th player in American League history to record two, 100-walk seasons prior to his age-25 campaign: Rickey Henderson (3 times), Mickey Mantle (3), Ted Williams (3), Troy Glaus (2, with Angels), Frank Thomas (2), Eddie Yost (2), Charlie Keller (2), Jimmie Foxx (2) and Lou Gehrig (2).

## SABERMETRICS

- ◆ Posted a Major League-leading 10.6 Wins Above Replacement (WAR), the second-highest mark of career (10.8 in 2012).
- ◆ Led the American League for the fifth consecutive year, becoming the first player to lead his league WAR for five straight seasons since Babe Ruth.
- ◆ According to *Baseball Reference*, led the league in runs created (148) for the fourth consecutive season...Finished the year leading Jose Altuve (2nd in A.L.) by 13 RC, the largest differential between first and second in A.L. since 2006.

## 2015

- ◆ Finished in the Top 10 of several of the American League's offensive categories including average (9th), runs (3rd), home runs (T-3rd), walks (92, 3rd), OBP (2nd) and slugging (1st)...One of two Angels to ever lead the league in slugging percentage, joining Bobby Grich in 1981 (.543).
- ◆ Finished second in the A.L. MVP race...Garnered 304 points (seven first-place votes), 81 points behind Toronto's Josh Donaldson...Marked fourth consecutive season finishing in the Top 2 of the A.L. MVP race...Joined Yogi Berra as the only players to accomplish the feat...Is one of five players to finish second in the MVP vote at least three times during their careers: Stan Musial (4 times), Ted Williams (4), Albert Pujols (4) and Mickey Mantle (3).

## HOME RUNS

- ◆ One of 11 American Leaguers to hit 40 home runs in a season prior to their age 24-year-old campaign and first Angel since Troy Glaus did so in 2000 (47 HR).
- ◆ Hit 26 home runs prior to the All-Star Break, tying the franchise record...One of six A.L. players with 25 homers before the All-Star break in their age 23-year-old season or younger...2015 marks second season with at least 20 home runs prior to Midsummer Classic, joining Albert Pujols (2001-03), Jose Canseco (1986 and 1988) and Eddie Mathews (1955 & 1953) as the only players to accomplish the feat prior to their age-24-year-old season. He and Albert Pujols were just the fourth pair of teammates to log 25 home runs before the All-Star break and first since Ken Griffey Jr. and Alex Rodriguez did so for the Mariners in 1998.
- ◆ For second straight season, homered in first at-bat of the season (both came vs. Felix Hernandez).

## ALL-STAR GAME

- ◆ Tabbed an All-Star appearance for fourth time in his career (fourth full season)...Went 1-for-3 with a home run, a walk and two runs scored en route to capturing second career All-Star Game MVP award (also, 2014)...Was the first player ever to win the award in consecutive seasons and just the fourth to be named the Midsummer Classic MVP multiple times in his career.
- ◆ Hit sixth leadoff home run in All-Star Game history and first since Bo Jackson in 1989 at Anaheim Stadium...With a single in 2012, a double in 2013, a triple in 2014 and a homer in 2015 (all in his first at-bat of the game), joined Lou Whitaker, George Brett and Ted Williams as the only players to tally an All-Star Game cycle during their career.

## FIELDING

- ◆ Played flawless defense in 156 games in center field (1362.2 innings)...Was the first Angels center fielder to play at least 150 games in a single season without committing an error and just the second Halo outfielder to do so (Brian Downing in 1982)...Was the first American League center fielder to accomplish the feat since Curtis Granderson in 2012 and just the fourth (fifth occurrence) to do so since 2000.

## MISC

- ◆ One of seven players all-time to score 100 runs, tally 40 home runs and steal 10 bases in an age-23-year-old season or younger: Troy Glaus in 2000, Alex Rodriguez in 1999 and 1998, Ken Griffey Jr. in 1993, Jose Canseco in 1988, Reggie Jackson in 1969 and Orlando Cepeda in 1961.
- ◆ Named the American League Player of the Month for July...His 12 homers led the Majors while the 24 RBI were tied for first...12 home runs marked the most hit in a single month in his career and tied a franchise record for home runs in the month of July.

## TED TALK

After pacing the A.L. in walks and runs scored in both 2013 and 2016, Trout became the first player since Ted Williams to lead his league in both categories multiple times.

## ALL-STAR REGISTRY

2-time All-Star Game MVPs

Player	Years
Willie Mays	1963 & 1968
Steve Garvey	1974 & 1978
Gary Carter	1981 & 1984
Cal Ripken Jr.	1991 & 2001
Mike Trout	2014 & 2015

# 2024 LOS ANGELES ANGELS

## 2014

- ◆ Named unanimous winner of American League Most Valuable Player Award as voted on by the Baseball Writers' Association of America (BBWAA) after batting .287 (173/602) with 39 doubles, nine triples, 36 home runs, 111 RBI, 83 walks, 16 stolen bases and 115 runs scored with **Angels**...Third Halo to win the award, joining Vladimir Guerrero (2004) and Don Baylor (1979).
- ◆ Talled a total of 420 points (all 30 first-place votes) and finished 191 votes ahead of second-place finisher Victor Martinez...Just 17th unanimous winner (18th occurrence) in MVP voting process (10th in A.L. history) and youngest ever to accomplish the feat.
- ◆ Set career highs in home runs and RBI while matching a career best in doubles and triples.
- ◆ Ranked in Top 10 in several A.L. offensive categories including runs (115, 1st), RBI (111, 1st), extra-base hits (84, 1st), triples (9, 3rd), slugging percentage (.561, 3rd), walks (83, 4th), home runs (36, T-4th), doubles (39, 6th), OBP (.377, 7th).
- ◆ Just fourth player since 1901 with 115 runs scored, 35 doubles, five triples and 35 home runs in his age-22 season or younger: Alex Rodriguez in 1998, Joe DiMaggio in 1937 and Hal Trosky in 1934.

### ALL-STAR AND LEAGUE MVPs IN SAME SEASON

Player	Seasons	Club
Maury Wills	1962	Los Angeles Dodgers
Willie McCovey	1969	San Francisco Giants
Steve Garvey	1974	Los Angeles Dodgers
Roger Clemens	1986	Boston Red Sox
Cal Ripken Jr.	1991	Baltimore Orioles
Mike Trout	2014	Los Angeles Angels

## AWARDS

- ◆ Named to third consecutive All-Star game, fourth A.L. outfielder with three All-Star selections before turning 23, joining Mickey Mantle, Al Kaline and Ken Griffey Jr...Named as Ted Williams Most Valuable Player of Midsummer Classic after going 2-for-3 with a double, triple, two RBI and a run scored...Joined Ken Griffey Jr. in 1992 and Ted Williams in 1941 to have multiple extra-base hits in an All-Star Game before turning 23...At 22 years, 342 days old, is second-youngest player to win award, behind only Ken Griffey, Jr. (1992) at 22 years, 236 days...Fourth Angel to win award, joining Leon Wagner (1962), Fred Lynn (1983) and Garret Anderson (2003).
- ◆ Finished first half of season batting .310 (107/345) with 26 doubles, five triples, 22 home runs, 73 RBI and 65 runs scored...Since 1914, is one of five players to log 25 doubles, 20 home runs and 5 triples before All-Star break: Duke Snider in 1954, Chuck Klein in 1932, Chick Hafey in 1929 and Lou Gehrig in 1927.
- ◆ Won third consecutive Louisville Silver Slugger Award (for more info, see Career Summary section).

### SO GOOD, SO YOUNG

Youngest MVPs in baseball history

Player	Year	Club	Age
Vida Blue	1971	OAK	22 yrs., 64 days
Johnny Bench	1970	CIN	22 yrs., 298 days
Stan Musial	1943	STL	22 yrs., 316 days
Cal Ripken Jr.	1983	BAL	23 yrs., 39 days
Mike Trout	2014	LAA	23 yrs., 52 days

## HOME RUNS

- ◆ One of eight players (ninth occurrence) in A.L. history to log a 35-homer campaign prior to their age-23 season: Alex Rodriguez (1996 and 1998), Juan Gonzalez (1992), Boog Powell (1964), Ted Williams (1941), Joe DiMaggio (1937), Hal Trosky (1934) and Jimmie Foxx (1930).
- ◆ First Angel with 35-or-more home runs since Vladimir Guerrero in 2004.
- ◆ Hit game-tying grand slam June 6 in bottom of 8th off Chris Sale...Marked second career grand slam...Was the second grand slam in club history to tie a game in the 8th inning or later (also, Mark Ryal, Sept. 10, 1987 vs. TEX).
- ◆ Homered in first at-bat of the season...Was 49th home run hit by a Halo on Opening Day...Home run also marked 400th career hit.

## RBI

- ◆ Led American League with 111 RBI and established a new career high (97 RBI in 2013)...Just second Halo to lead league in runs batted in: Don Baylor (139 in 1979).
- ◆ First Angel with at least 110 RBI since Vlad Guerrero in 2007 (125)...Is one of three Angel center fielders with 100 RBI seasons: Garret Anderson in 2000 (117 RBI) and Jim Edmonds in 1995 (107).

## BATTING SECOND

- ◆ Is one of five players all-time with 35 HR and 105 RBI batting 2nd: Eddie Matthews – 46, 114 in 1959; Alex Rodriguez – 38, 114 in 1998; Jay Bell – 38, 111 in 1999 and Aaron Hill – 36, 108 in 2009.
- ◆ One of nine players all-time to drive in 100 runs from the No. 2 slot in the order and first since Aaron Hill's 108 in 2009.

## 2013

- ◆ Ranked in the A.L. top 10 in several offensive categories including: average (.323, 3rd), hits (190, T-4th), runs (109, 1st), doubles (39, T-7th), triples (9, 2nd), RBI (97, 9th), walks (110, 1st), slugging (.557, 4th), OBP (.432, 2nd) and stolen bases (33, 8th)...First Major Leaguer to lead league in walks and runs scored since Jeff Bagwell in 1999 with Houston and first A.L. player to do so since Frank Thomas in 1994.
- ◆ Also first player in A.L. history with 25 home runs, 30 stolen bases and 100 walks in a single season.
- ◆ Joined Ty Cobb (1915) and Lenny Dykstra (1993) as only players since 1900 to tally 190 hits, 100 walks, and 30 stolen bases in a season.
- ◆ Set a new franchise record by reaching base safely 309 times...Also broke Rickey Henderson's mark (301) for times on base by a player in his age-21 or younger season.
- ◆ Became second-youngest player with 25 home runs and 30 stolen bases in a season...Only player younger was Trout himself in 2012.

## WALKS

- ◆ Led A.L. in walks with 110...Third-youngest player (22 yrs. 53 days) to lead a league in free passes since 1900: Donie Bush, 1901, 21 yrs., 360 days led the A.L. and Joe Morgan, 1965, 22 yrs., 14 days led the N.L.
- ◆ According to STATS, was the fourth-youngest A.L. player to draw 100 walks, trailing only Ted Williams (21 yrs. 23 days in 1939), Rickey Henderson (21 yrs. 259 days in 1980) and Jimmie Foxx (21 years, 341 days in 1929).
- ◆ Joined John McGraw, Jimmie Foxx, Mel Ott, Ted Williams and Rickey Henderson as the only players to collect at least 100 walks in their age-21 or younger season.

## RUNS

- ◆ Led the American League in runs scored (109) for the second straight season...Was the first player to lead either league in runs in consecutive campaigns since Albert Pujols in 2009 and 2010 and the first Angel ever to accomplish the feat.

## MISC

- ◆ For the second straight season, led the Majors in WAR (Wins Above Replacement)...By Fangraphs WAR, his 10.4 WAR in 2013 and his 10.0 WAR in 2012 make him the eighth player in MLB history to post 10 WAR in back-to-back seasons, joining Ty Cobb, Babe Ruth, Rogers Hornsby, Ted Williams, Mickey Mantle, Willie Mays and Barry Bonds.
- ◆ Finished the first half batting .322 (119/370) with 65 runs scored, 29 doubles, eight triples, 15 HR and 59 RBI...Joined Lou Gehrig (1927), Chuck Klein (1932) and Duke Snider (1954) as the only Major Leaguers since 1916 to have at least 25 doubles, five triples, 15 home runs and 115 hits before the All-Star break.
- ◆ Played 300th career game Aug. 17...Joined Ted Williams and Wade Boggs as the only players since 1935 with at least 360 hits and 150 walks in their first 300 games... Also joined Joe DiMaggio, Ernie Banks, Willie Mays and Nomar Garciaparra as the only Major Leaguers to log 15 triples and 55 home runs in their first 300 tilts.
- ◆ For the second straight season, named by *Baseball America* as the Major League Player of the Year.

## 2012

- ◆ In voting by BBWAA, named unanimous winner of American League Rookie of Year, becoming just second Angel to win award (Tim Lincecum in 1993)...Received all 28 first-place votes, making him 18th unanimous selection in history of award and just eighth in A.L. history.
- ◆ Finished 2nd in voting for A.L. Most Valuable Player Award...Received six first-place votes and 281 total points... Highest finish by a rookie in MVP race since Ichiro Suzuki won award in 2001.
- ◆ Finished year in A.L.'s top five in several offensive categories including average (2nd), runs scored (1st, led Majors), steals (1st, led Majors), slugging (.564, 3rd) and on-base percentage (.399, 3rd)...Became first player to hit above .320 with 30 HR and 125 runs scored since Albert Pujols in 2005 and first A.L. player to do so since Manny Ramirez in 1999 (w/ CLE).
- ◆ Became first player in Major League history to steal 45 bases, score 125 runs and hit 30 home runs in a single season...Also is only Major League to ever hit .320 or above with 30 homers and 45 steals in single campaign... Fell one stolen base shy of joining Barry Bonds and Eric Davis as only players to post a 30-HR/50-SB season.
- ◆ First rookie in MLB history to record a 30-HR/40-SB season...One of six rookies to hit .320 or above with 30 or more home runs: Hal Trosky - .330, 35 HR in 1934, Ted Williams - .327, 31 HR in 1939, Walt Dropo .322, 34 HR in 1950, Tony Oliva - .323, 32 HR in 1964 and Albert Pujols - .329, 37 HR in 2001.
- ◆ Missed first 20 games of Major League season after starting year with Triple-A **Salt Lake**...Recalled April 28 after batting .403 (31/77) with four doubles, five triples, a home run and 13 RBI in 20 games with Bees.

## HOME RUNS

- ◆ His 30 HR from leadoff spot set new Angels franchise record... Since the start of 1974 season, his 30 home runs were tied with Nomar Garciaparra (30 HR in 1997) for most by a rookie leadoff hitter.
- ◆ With 30th home run (Sept. 30), joined Bobby Bonds (1977) as the only Angels to ever record a 30-HR/40-SB season...Was youngest player to ever reach 30 HR and 30 SB in a season (age 21).

## LOOK-ALIKES

Players with 350 H, 200 R and 175 BB before their age-22 season

Player	Years	Hits / Runs / Walks
Jimmie Foxx	1925-1929	372 / 241 / 178
Mel Ott	1926-1930	570 / 359 / 203
Ted Williams	1939-1940	378 / 265 / 203
Mickey Mantle	1951-1953	398 / 260 / 197
Al Kaline	1953-1956	540 / 268 / 175
Ken Griffey Jr.	1989-1991	478 / 228 / 178
<b>Mike Trout</b>	<b>2011-2013</b>	<b>399 / 258 / 186</b>

## TROUTSTANDING

Youngest players to hit for cycle in A.L. history

Player	Age	Season	Team
<b>Mike Trout</b>	<b>21 yrs. 288 days</b>	<b>2013</b>	<b>Angels</b>
Alex Rodriguez	21 yrs. 313 days	1997	Mariners
Jim Fregosi	22 yrs. 115 days	1964	Angels

## TROUT'S CLOUT

Age-20 season batting .320+ with 30 home runs

Player	Season	Average / Home Runs
Mel Ott	1929	.328 / 42 HR
Ted Williams	1939	.327 / 31 HR
Alex Rodriguez	1996	.358 / 36 HR
<b>Mike Trout</b>	<b>2012</b>	<b>.326 / 30 HR</b>

# 2024 LOS ANGELES ANGELS

## RUNS

- ◆ Led Majors with 129 runs...Became youngest player ever to lead A.L. in runs (21 years, 57 days).
- ◆ With his 125th run scored Sept. 28, set a new Angels single-season record, passing Vlad Guerrero's mark of 124 runs in 2004.
- ◆ Had a streak of 15 consecutive games with a run scored from July 5-23...Tied longest such streak by an MLB rookie, set by Roy Hartsfield with Boston Braves in 1950 – ELIAS.

## STOLEN BASES

- ◆ With his 49 stolen bases, became first Halo to lead Majors in steals since Chone Figgins' 62 in 2005...On August 23, became youngest player to steal at least 40 bases in a season since Ty Cobb in 1907.
- ◆ Successful on 49 of 54 stolen base attempts (90.7%)...90.7% success rate is tops in franchise history (min. 50 attempts).

## DEFENSE

- ◆ Posted .988 fielding percentage in outfield, including a .993 showing in center...Robbed approximately four home runs in 2012, becoming one of four players since 2004 to have four robberies in a season: Nook Logan (2005 Tigers), Gary Matthews Jr. (2006 Rangers) and Adam Jones (2009 Orioles)...According to FanGraphs, saved 22 runs on defense which ranked fifth in Majors.

## PRE-ALL-STAR BREAK

- ◆ Hit .341 (88/258) with 15 doubles, 12 home runs, 40 RBI and 26 stolen bases in 64 games before All-Star break...Finished first half leading A.L. in average...According to ELIAS, was first A.L. rookie to lead league in average at the break since Jim Gentile in 1960 (.328).
- ◆ Became first player in franchise history to steal 25 bags and hit 10 home runs before break.

## MISC

- ◆ Trout's 10.7 Wins Above Replacement (WAR) was best for any player since Barry Bonds' back-to-back seasons of 11.6 (2001-03)...Only three players 25 or younger posted a better WAR: Babe Ruth - 11.6 in 1920 (age 25), Lou Gehrig - 11.5 in 1927 (age 24), Mickey Mantle - 11.1 in 1957 and 11 in 1956 (age 24 and 25)...The last center fielder to post a 10.5 WAR or higher was Willie Mays with 10.9 in 1965.
- ◆ Hit .353 with 18 HR and 31 stolen bases by the end of July, joining Rickey Henderson (.352, 16 HR, 47 SB in 1985) as only two players in Major League history to hit .350 or above with 15+ HR and 30 or more SB before August 1.
- ◆ After his first 81 games of season (on July 31), had scored 80 runs and driven in 55 RBI...The last rookie to do so was Joe DiMaggio (87, 83) in 1936 – ELIAS...Only one other player since 1920 has had as many hits (116), RBI (55) and SB (31) in his first 81 games of a season as Trout has had through his first 81 - George Sisler in 1922, per ELIAS.
- ◆ Set A.L. record for July home runs by a rookie (10).

## RUN, ROOKIE!

Most runs scored by an A.L. rookie

Player	Runs	Games	Year
1. Joe DiMaggio	132	138	1936
2. Ted Williams	131	149	1939
3. Mike Trout	129	136	2012

## FISH TALE

Prior to Trout's call-up on Apr. 28, the Angels posted a 6-14 record, tied for the 28th-best record in baseball and were averaging 3.7 runs per game... From Apr. 28 on, the club went 83-59, the second-best record in the A.L. (0.5 GB) and averaged 4.9 runs per game.

## PRIZED TROUT

Notable awards for Trout in 2012...

A.L. Rookie of the Year	Angels Team MVP	A.L. All-Star
Louisville Silver Slugger	Baseball America's Player of the Year	Baseball America's Rookie of the Year
Oscar Charleston Award (A.L.)	A.L. Outstanding Rookie - Player's Choice Awards	Sporting News' A.L. Rookie of the Year
BBWAA's Angels Team MVP	MLBPAA overall Heart and Hustle Award recipient	Wilson's Defensive Player of the Year
A.L. Player of the Month for July	A.L. Rookie of the Month - May, June, July & Aug.	Co-A.L. Player of the Week (June 10)

## AWARDS

- ◆ Honored by *Baseball America* as its 2012 Player of the Year and Rookie of the Year...Became first player to win both awards in same season, and first Angel to win either award.
- ◆ Voted by his teammates as Club's team MVP...Joins Bobby Knoop (1964), Tim Salmon (1993), and Mark Trumbo (2011) as only rookies to win award.
- ◆ Participated in his first career All-Star Game July 10, going 1-for-1 with a walk and a stolen base...Became youngest player to collect a hit in an All-Star Game since Al Kaline in 1955...Was seventh-youngest A.L. position player in history of the Midsummer Classic, including fifth-youngest A.L. All-Star outfielder.
- ◆ Named both A.L. Player of the Month and Rookie of the Month for July...First A.L. position player to win both awards in same month.
- ◆ Received American League Rookie of Month honors in May, June, July and August...First rookie ever to win award in four consecutive months and first to receive honor four times in a season since Ichiro Suzuki in 2001.
- ◆ Nominated for *Sports Illustrated's* Sportsman of the Year.



## 2011

- ◆ Had contract selected by Angels July 8 and made MLB debut as starting center fielder (0/3) that evening...At age 19 years, 335 days, was youngest player to make MLB debut for Angels since May 30, 1971, when Andy Hassler debuted at age 19 years, 224 days...Third-inning bunt single off Michael Pineda July 9 vs. Seattle marked first Major League hit...RBI single in 6th July 15 at Oakland marked first career RBI...Hit first MLB HR (3-run) July 24 at Baltimore in front of several family members and friends in attendance from New Jersey...Two weeks shy of his 20th birthday, became third teenager to homer for Angels, joining Ed Kirkpatrick and Aurelio Rodriguez.
- ◆ Hit two home runs August 30 at Seattle (2/4, 3 R, 2 HR, 5 RBI)...At 20 years and 23 days old, became youngest Angel with two HR in a game (previously Tom Brunansky at 20 years, 234 days in 1981).
- ◆ Participated in the Arizona Fall League after season.

## POSTSEASON SUMMARY

- ◆ Made postseason debut in 2014 vs. Kansas City...Started all three games in center field...Went 1-for-12 (.083) with a home run, RBI and a run scored...Connected for solo home run in the first inning of Game 3...Gave the Angels their only lead of series...At 23 years, 59 days old, became youngest Angel to homer in the postseason, surpassing Dick Schofield's previous mark of 23 years, 323 days (homered in Game 3 of the ALCS vs. Baltimore).

## DIVISION SERIES TOTALS

Year	Club, Opp	AVG	G	AB	R	H	2B	3B	HR	RBI	SH	SF	BB	IBB	SO	SB	CS	GDP	SLG	OBP	E
2014	— LAA, KC	.083	3	12	1	1	0	0	1	1	0	0	3	0	2	0	1	0	.333	.267	0

## NOTABLE MINOR LEAGUE AWARDS AND HONORS

- ◆ **2011** *Baseball America's* 2011 Minor League Player of Year...*Sporting News'* Minor League Player of the Year...*Topps* Double-A All-Star...Texas League Mid-Season and Post-Season All-Star...MiLB.com Organizational All-Star...Arizona League Rising Stars Game...*Baseball America* Minor League All-Star...MLB Futures Game Selection.
- ◆ **2010** Midwest League Most Valuable Player...Prospect of the Year in both the California and Midwest Leagues...Midwest League Mid-Season and Post-Season All-Star...MiLB.com Organization All-Star...*Baseball America* Minor League All-Star...MLB Futures Game Selection...*Topps* Class-A All-Star...Selected to USA Baseball roster for the Pan American Games/World Cup Qualifying Tournament.
- ◆ **2009** Arizona League Post-Season All-Star.

## CAREER TRANSACTIONS

- ◆ June 9, 2009...Selected by the **Angels** in the 1st round (25th overall) of the First-Year Player Draft.
- ◆ March 28, 2014.....Signed six-year extension with the **Angels**.
- ◆ March 20, 2019.....Signed 12-year extension with the **Angels**.

## PERSONAL/MISC

- ◆ Michael Nelson Trout...On Twitter: @MikeTrout.
- ◆ He and wife Jessica (married Dec. 16, 2017) welcomed their first child, son Beckham Aaron Trout on July 30, 2020...Beckham's middle name is a tribute to Jessica's late brother, Aaron Cox
- ◆ Mike and Jessica have collaborated with the sports apparel brand Tiny Trump to create a campaign titled "Your Game Isn't Over Yet...Proceeds of sales from the campaign's exclusive shirt are donated in support of the American Foundation for Suicide Prevention.
- ◆ During 2021, was one of six Major League players featured in large photos outside of Major League Baseball's new headquarters in New York City...The building is located directly across the street from Radio City Music Hall.
- ◆ Was the focal point in MLB Network Presents documentary series, Mike Trout: Millville to MVP, which debuted in April 2017...In 2018, was the focus of an episode of ESPN's E60.
- ◆ Is an avid hunter in offseason...Also enjoys fishing, golfing, table tennis (ping-pong) and weather forecasting.
- ◆ Active participant in the Angels Baseball Foundation's monthly visits to the Children's Hospital of Orange County.
- ◆ Has appeared on cover of several major publications including Men's Health, Sports Illustrated & ESPN The Magazine.
- ◆ On July 24, 2015, the Club unveiled a life-size bobblehead of Trout to commemorate his MVP Award...The bobblehead currently sits on the Terrace Level near Section 221.
- ◆ In 2014, President Obama referred to Trout during a speech discussing the versatility of the farm bill...“It's like Mike Trout, for those of you who know baseball. It's somebody who's got a lot of tools and multitasks.”
- ◆ During the 2014 season, Nike debuted the Nike Lunar Vapor Trout...Was the first baseball player to have his own signature Nike shoe since Ken Griffey Jr. in 1996 (Former Angel Bo Jackson also received a multidisciplinary shoe in 1990)...Company released the second edition in 2015, third in 2016, fourth in 2017, fifth in 2018, sixth in 2019, seventh in 2021, eighth in 2022, and ninth in 2023.
- ◆ Had scholarship to East Carolina University before being drafted by Angels...Switched from shortstop to outfield as a senior at Millville H.S. in New Jersey...Set the New Jersey high school record with 18 home runs as a senior...Tossed a no-hitter against Egg Harbor Township...At one point during career, tried to switch hit...Was an All-Conference basketball player and was the high school's quarterback and safety...In 2013, high school renamed their baseball field after him.

TROUT

# 2024 LOS ANGELES ANGELS

- ◆ Father, Jeff, played in Twins farm system after being drafted by Minnesota in the 5th round out of the University of Delaware...Prior to his retirement, Jeff Trout taught and coached football at Millville H.S.
- ◆ Originally signed by Angels scout Greg Morhardt...Morhardt played in minor leagues with Jeff Trout.

## MISCELLANEOUS STATS

### TWO-HR GAMES (25)

April 29, 2023 at MIL  
 May 10, 2022 vs. TB  
 Aug. 5, 2020 at SEA  
 June 19, 2019 vs. TOR  
 July 25, 2018 vs. CWS  
 Sept. 29, 2017 vs. SEA  
 July 26, 2015 vs. TEX  
 Apr. 17, 2015 at HOU  
 Aug. 30, 2011 at SEA

June 16, 2022 at SEA  
 April 23, 2022 vs. BAL  
 July 7, 2019 at HOU  
 April 5, 2019 vs. TEX  
 June 12, 2018 at SEA  
 Aug. 19, 2017 at BAL  
 July 8, 2015 at COL  
 Sept. 13, 2014 vs. TEX

June 11, 2022 vs. NYM  
 Aug. 10, 2020 vs. OAK  
 July 3, 2019 at TEX  
 Sept. 8, 2018 at CWS  
 June 11, 2018 at SEA  
 Sept. 17, 2015 at MIN  
 July 10, 2015 at SEA  
 June 17, 2014 at CLE

### CAREER GRAND SLAMS (6)

June 19, 2019 at TOR  
 July 26, 2015 vs. TEX

April 6, 2019 vs. TEX  
 June 7, 2014 vs. COL

Sept. 17, 2015 at MIN  
 Apr. 20, 2013 vs. DET

### CAREER LEADOFF HOME RUNS (6)

Sept. 5, 2022 vs. DET  
 Sept. 8, 2012 vs. DET

Sept. 28, 2012 at TEX  
 Aug. 8, 2012 vs. BOS

Sept. 9, 2012 vs. DET  
 Aug. 18, 2012 vs. TB

### CAREER WALK-OFF PLATE APPEARANCES (3)

July 17, 2015 vs. BOS (Solo HR; 9th)

July 4, 2014 vs. HOU (Solo HR; 9th)

May 15, 2014 vs. TB (3-run HR; 9th)

## ALL-STAR GAME RECORD

Year	Club, Site	AVG	G	AB	R	H	2B	3B	HR	RBI	SH	SF	HBP	BB	IBB	SO	SB	CS	GDP	SLG	OBP	E
2012	A.L., KC	1.000	1	1	0	1	0	0	0	0	0	0	0	1	0	0	1	0	0	1.000	1.000	0
2013	A.L., NYM	.333	1	3	0	1	1	0	0	0	0	0	0	0	0	0	0	0	1	.667	.333	0
2014	A.L., MIN	.667	1	3	1	2	1	1	0	2	0	0	0	0	0	0	0	0	0	1.667	.667	0
2015	A.L., CIN	.333	1	3	2	1	0	0	1	1	0	0	0	1	0	1	0	0	0	1.333	.500	0
2016	A.L., SD	.333	1	3	0	1	0	0	0	0	0	0	0	0	0	1	0	0	0	.333	.333	0
2017	A.L., MIA																					
2018	A.L., WAS	.500	1	2	1	1	0	0	1	1	0	0	0	1	0	0	0	0	0	2.000	.667	0
2019	A.L., CLE	.000	1	2	0	0	0	0	0	0	0	0	0	0	0	0	0	0	0	.000	.000	0
2021	A.L., COL																					
2022	A.L., LAD																					
2023	A.L., SEA																					
<b>TOTALS</b>		<b>.412</b>	<b>7</b>	<b>17</b>	<b>4</b>	<b>7</b>	<b>2</b>	<b>1</b>	<b>2</b>	<b>4</b>	<b>0</b>	<b>0</b>	<b>0</b>	<b>3</b>	<b>0</b>	<b>2</b>	<b>1</b>	<b>0</b>	<b>1</b>	<b>1.000</b>	<b>.500</b>	<b>0</b>

## CAREER FIELDING

POS	PCT	G	PO	A	E	TC	DP
OF	.994	1408	3374	42	21	3437	11

## TROUT'S CAREER HIGHS

SEASON	GAME
AVG .326 — 2012	H 5 — Twice; last, 9/8/18 at CWS
H 190 — 2013	HR 2 — 25 times; last, 4/29/23 at MIL
R 129 — 2012	R 4 — 6 times; last, 8/29/20 vs. SEA
2B 39 — 2014 & 2013	2B 3 — 5/26/18 at NYY
HR 45 — 2019	RBI 7 — 6/19/19 at TOR
RBI 111 — 2014	SB 3 — 3 times; last, 8/6/12 at OAK
SB 49 — 2012	Hit Streak 17 — Apr. 17 - May 5, 2017

TROUT



# 93 WALBERT UREÑA

▶ **BORN:** JAN. 25, 2004      **OPENING DAY AGE:** 20  
**BIRTHPLACE:** MAO, DR      **RESIDES:** SAN PEDRO DE MACORÍS, DR  
**ACQUIRED:** SIGNED AS INTERNATIONAL FREE AGENT, MAR. 31, 2021  
**SIGNED THRU:** 2024; UNDER CLUB CONTROL; 0/3 OPTIONS USED

▶ **RHP**

▶ **HEIGHT** 6-0   ▶ **WEIGHT** 170   ▶ **BATS** R   ▶ **THROWS** R

## NON-ROSTER INVITEE

### UREÑA'S LIFETIME PITCHING RECORD

Year	Club	W-L	ERA	G	GS	CG	GF	SHO	SV	IP	H	R	ER	HR	HB	BB	IBB	SO	WP	BK	BAA
2022	Angels (ACL)	3-4	3.86	12	10	0	0	0	0	37.1	25	24	16	2	4	32	0	45	8	2	.187
2023	Inland Empire	4-7	5.66	22	21	0	0	0	0	98.2	94	66	62	5	9	60	0	97	12	0	.253
<b>MINOR TOTALS</b>		<b>7-11</b>	<b>5.16</b>	<b>34</b>	<b>31</b>	<b>0</b>	<b>0</b>	<b>0</b>	<b>0</b>	<b>136.0</b>	<b>119</b>	<b>90</b>	<b>78</b>	<b>7</b>	<b>13</b>	<b>92</b>	<b>0</b>	<b>142</b>	<b>20</b>	<b>2</b>	<b>.235</b>

### 2023 SEASON

- ◆ Spent season with Low-A **Inland Empire**, making 22 appearances (21 starts) and posting a 5.66 ERA (98.2 IP - 62 ER) with 97 strikeouts.
- ◆ Held opponents to three-or-fewer earned runs in 14 of 22 outings, and held opponents to two-or-fewer earned runs in 12 of those games.
- ◆ Pitched at least five innings and held opponents to two-or-fewer runs in five straight starts from June 14 to July 15, posting a 2-1 record and 2.42 ERA (26 IP - 7 ER) with a .184 (16/87) batting average against over that span.
- ◆ Named California League Pitcher of the Week for week of August 27 following a scoreless start vs. Visalia... Ureña held Rawhide batters to just two hits and three walks over seven shutout innings, striking out six.

### CAREER HIGHLIGHTS

- ◆ Made professional debut June 6, 2022 with ACL Angels at ACL Diamondbacks Red.
- ◆ Named California League Pitcher of the Week (August 27, 2023).
- ◆ Named Arizona Complex League Pitcher of the Week (July 3, 2022).

### CAREER TRANSACTIONS

- ◆ Mar. 31, 2021...Signed by **Angels** as international free agent.

### PERSONAL/MISC

- ◆ Walbert Jhoel Ureña.
- ◆ Ranked as Angels #15 prospect by *Baseball America*.
- ◆ Originally signed by Angels scout Jochy Cabrera.



UREÑA



## 35 CHAD WALLACH

**BORN:** NOV. 4, 1991

**BIRTHPLACE:** ORANGE, CA

**MLB SERVICE:** 4 YEARS, 18 DAYS

**ACQUIRED:** SIGNED AS MINOR LEAGUE FREE AGENT, DEC. 23, 2023

**SIGNED THRU:** 2024; SIGNED ONE-YEAR CONTRACT; 3/3 OPTIONS USED

**OPENING DAY AGE:** 32

**RESIDES:** YORBA LINDA, CA

**CATCHER**

**HEIGHT** 6-2

**WEIGHT** 245

**BATS** R

**THROWS** R

### NON-ROSTER INVITEE

### WALLACH'S LIFETIME PLAYING RECORD

Year	Club	AVG	G	AB	R	H	2B	3B	HR	RBI	SH	SF	HBP	BB	IBB	SO	SB	CS	GDP	SLG	OBP	E
2013	— Batavia	.226	43	146	19	33	6	0	0	13	0	2	4	11	0	27	0	0	9	.267	.295	6
2014	— Greensboro	.321	78	271	50	87	19	1	7	49	2	3	4	50	2	39	3	0	13	.476	.430	4
	Jupiter	.328	19	64	4	21	3	0	0	8	0	1	1	12	0	7	0	0	1	.375	.436	1
2015	— Daytona	.246	106	370	41	91	28	1	3	32	1	3	7	39	0	77	2	3	5	.351	.327	8
2016	— Pensacola	.240	69	200	27	48	10	0	8	30	3	1	2	37	2	46	0	1	2	.410	.363	4
2017	— Louisville	.226	64	226	28	51	12	0	9	18	0	0	4	13	0	62	1	0	5	.398	.280	3
	CINCINNATI	.091	6	11	0	1	0	0	0	0	0	0	0	0	0	5	0	0	0	.091	.091	1
2018	— MIAMI	.178	15	45	4	8	1	0	1	5	1	0	2	4	0	23	0	0	0	.267	.275	2
	New Orleans	.225	44	147	20	33	7	0	3	16	1	3	3	20	0	47	0	1	7	.333	.324	0
	Marlins (GCL) (1)	.357	4	14	2	5	1	0	0	5	0	0	0	2	0	1	0	0	0	.429	.438	0
2019	— MIAMI	.250	19	48	4	12	3	0	1	3	0	0	0	6	0	12	0	0	0	.375	.333	1
	Jupiter (1)	.000	2	5	0	0	0	0	0	0	0	0	0	0	0	2	0	0	0	.000	.000	0
	New Orleans (1)	.200	2	5	2	1	0	0	0	0	0	0	0	1	1	0	3	0	0	.200	.429	0
2020	— MIAMI	.227	15	44	4	10	3	0	1	6	1	0	0	3	0	12	0	0	1	.364	.277	0
2021	— MIAMI	.200	23	60	2	12	2	1	0	6	0	2	1	3	0	32	0	0	1	.267	.242	2
	Jacksonville	.204	31	103	11	21	2	0	7	17	0	0	4	23	0	35	0	0	2	.427	.369	0
	Oklahoma City	.000	1	3	1	0	0	0	0	0	0	0	0	1	0	1	0	0	0	.000	.250	0
	Salt Lake	.223	39	148	30	33	7	0	8	22	0	1	2	20	1	45	0	0	8	.432	.322	1
2022	— Salt Lake	.219	89	319	40	70	16	1	9	43	0	5	5	36	0	95	3	0	12	.304	.361	8
	LAA	.143	12	35	3	5	1	0	1	4	1	0	0	4	0	9	0	0	1	.231	.257	0
2023	— Salt Lake	.361	11	36	6	13	1	0	2	8	0	1	0	6	0	7	1	0	0	.556	.442	2
	LAA	.197	65	157	18	31	5	1	7	15	2	0	0	13	0	57	0	1	5	.376	.259	2
<b>MAJOR TOTALS</b>		<b>.198</b>	<b>155</b>	<b>400</b>	<b>35</b>	<b>79</b>	<b>15</b>	<b>2</b>	<b>11</b>	<b>39</b>	<b>5</b>	<b>2</b>	<b>3</b>	<b>33</b>	<b>0</b>	<b>150</b>	<b>0</b>	<b>1</b>	<b>8</b>	<b>.328</b>	<b>.263</b>	<b>8</b>
<b>MINOR TOTALS</b>		<b>.246</b>	<b>602</b>	<b>2057</b>	<b>281</b>	<b>507</b>	<b>112</b>	<b>3</b>	<b>56</b>	<b>261</b>	<b>7</b>	<b>20</b>	<b>37</b>	<b>271</b>	<b>5</b>	<b>494</b>	<b>10</b>	<b>5</b>	<b>64</b>	<b>.386</b>	<b>.342</b>	<b>37</b>

(1) rehab assignment

**Disabling Injuries:** **2023** — Concussion; disabled May 9 - May 15  
**2020** — Disabled Aug. 4 - Aug. 29  
**2019** — Concussion; disabled May 24 (retro to May 22) - end of season

### 2023 SEASON

- ◆ Began season with Triple-A **Salt Lake**, and batted .361 (13/36) with three extra-base hits and a .997 OPS in 11 games.
- ◆ Contract selected by **Angels** on April 21.
- ◆ Played in a career-high 65 games across two MLB stints, setting personal benchmarks in runs, hits, doubles, home runs, RBI, walks, strikeouts, and SLG.
- ◆ Had career-high five game hit streak June 11-15...Batted .455 (5/11) with four runs, one double, two home runs, and three RBI during streak.
- ◆ Recorded his fourth career game with three hits July 31 at ATL (last; May 15 at Baltimore).

### LIKE FATHER, LIKE SON

Chad and his father, Tim, are the fifth father/son pair to both play for the Angels during their MLB careers, joining:

Ruben and Ruben Amaro Jr.

Chris and C.J. Cron

Jerry and Jeff DaVanon

Bob and Darren Oliver



## CAREER HIGHLIGHTS

- ◆ Was behind the plate for Reid Detmers' no-hitter, May 10, 2022 vs. Tampa Bay...Also homered in that game.
- ◆ Made Major League debut with Cincinnati, Aug. 27, 2017...Reds pitchers he caught that day included later (2022) Angels teammates Michael Lorenzen and Raisel Iglesias.
- ◆ Made first career Opening Day roster in 2018 with Miami.
- ◆ Hit first career home run, Sept. 23, 2018 for Miami vs. Cincinnati (off Michael Lorenzen).
- ◆ Played in Arizona Fall League following 2014, 2015 and 2016 seasons.

## MAJOR LEAGUE SUMMARY

### 2022

- ◆ Began season with Triple-A **Salt Lake** and spent majority of season with Bees.
- ◆ Had contract selected by **Angels** May 7 and made Angels debut May 9 vs. Tampa Bay.
- ◆ In second game with Angels (May 10 vs. Rays), was behind the plate for Reid Detmers' no-hitter and also hit his first Major League home run since Sept. 13, 2020 in that game...Became first player to homer and catch a no-hitter in same game since David Ross (Jake Arrieta no-hitter), April 21, 2016.
- ◆ Totaled 12 games across two big league stints...Angels went 6-4 in his starts behind the plate.
- ◆ Led Salt Lake catchers with 522.0 innings behind the plate...His nine minor league homers were his most since 2017 with Louisville.

### 2021

- ◆ Began season with **Marlins** and appeared in 22 games before being optioned to Triple-A **Jacksonville**.
- ◆ After 31 games with Jumbo Shrimp, was recalled by Miami July 23 and had a pinch hit appearance that night vs. SD.
- ◆ Claimed off waivers by **Dodgers** July 30 and assigned to Triple-A **Oklahoma City**...Played in one game for OKC, Aug. 6 at Albuquerque before being claimed off waivers by **Angels** the following day and assigned to Triple-A **Salt Lake**.
- ◆ Spent remainder of season with Bees, totaling 39 games and compiling eight home runs and 22 RBI.

### 2020

- ◆ Made third career Opening Day roster with **Marlins**.
- ◆ Tied career high with four extra-base hits (also, 2019).
- ◆ Threw out four of eight runners attempting to steal.

### 2019

- ◆ Made second career Opening Day roster with **Marlins**.
- ◆ Posted a career-best .250 (12/48) average and .708 OPS.
- ◆ On May 21 at Detroit, went 2/5 with two doubles and two RBI, including the go-ahead RBI in the 11th inning. It was his second career go-ahead RBI and second multi-RBI game.
- ◆ Placed in injured list with a concussion on May 22 and missed final 117 games of the season.

### 2018

- ◆ Made first career Opening Day roster with **Marlins**.
- ◆ Hit first career home run on September 23 vs. Reds off future teammate Michael Lorenzen.
- ◆ Threw out three of seven would-be base stealers in 14 games behind the plate for Miami.

### 2017

- ◆ Contract selected by **Reds** on August 25...Made Major League debut on August 27 vs. Pirates.
- ◆ Collected first career hit on September 20 vs. Cardinals with a pinch-hit single off Sam Tuivailala.
- ◆ Posted a .678 OPS and career-best nine home runs in 64 games for Triple-A **Louisville**.

## POSTSEASON SUMMARY

- ◆ Made postseason debut with **Marlins** in 2020 Wild Card Series at Chicago (N.L.) as Miami's starting catcher in both games of Miami's sweep of Cubs...Scored go-ahead run in 7th inning of Game 1...Also started behind the plate in all three games of NLDS vs. Atlanta.

### WILD CARD SERIES TOTALS

Year	Club	Opp	AVG	G	AB	R	H	2B	3B	HR	RBI	SH	SF	HBP	BB	IBB	SO	SB	CS	GDP	SLG	OBP	E
2020	MIA	CHC	.143	2	7	1	1	0	0	0	0	0	0	0	0	0	3	0	0	1	.143	.143	0

### DIVISION SERIES TOTALS

Year	Club	Opp	AVG	G	AB	R	H	2B	3B	HR	RBI	SH	SF	HBP	BB	IBB	SO	SB	CS	GDP	SLG	OBP	E
2020	MIA	ATL	.000	3	7	0	0	0	0	0	0	0	0	0	0	0	3	0	0	0	.000	.000	0

# 2024 LOS ANGELES ANGELS

## CAREER TRANSACTIONS

- ◆ June 9, 2010...Selected by **Dodgers** in 43rd round of First-Year Player Draft (did not sign).
- ◆ June 7, 2013...Selected by **Marlins** in fifth round of First-Year Player Draft (signed June 11, 2013).
- ◆ Dec. 11, 2014...Traded by **Marlins** with RHP Anthony DeSclafani to **Reds** for RHP Mat Latos.
- ◆ Nov. 3, 2017...Claimed off waivers from **Reds** by **Marlins**.
- ◆ July 30, 2021...Claimed off waivers from **Marlins** by **Dodgers**.
- ◆ Aug. 7, 2021...Claimed off waivers from **Dodgers** by **Angels**.
- ◆ Nov. 22, 2022...Signed by **Angels** as minor league free agent.

## PERSONAL/MISC

- ◆ Chad Arthur Wallach (pronounced WAHL-ik).
- ◆ Was a 2014 South Atlantic League Mid-Season All-Star.
- ◆ Attended Cal State Fullerton...Teammates at CSUF to play in Majors include Matt Chapman, J.D. Davis, Michael Lorenzen, Thomas Eshelman, Justin Garza, Tyler Pill, Nick Ramirez, Chris Devenski, Noé Ramirez and Dylan Floro...As a junior, was named to the ABCA/Rawlings West Region second team and the Big West Conference second team.
- ◆ Is the son of former Major Leaguer Tim Wallach, who was a five-time All-Star, three-time Gold Glove Award winner and two-time Silver Slugger winner across a 17-year career with Expos (1980-92), Dodgers (1993-96) and Angels (1996).
- ◆ His brothers both played in the Minor Leagues: Matt, a catcher, (2007-13 with Dodgers), and Brett, a right-handed pitcher (2009-12 with Dodgers and Cubs).
- ◆ Was a two-year letterwinner at Calvary Chapel HS (Santa Ana, CA)...First-team All-Orange Coast League honoree after batting .400 with six home runs and 33 RBIs as a junior...Hit .489 as a senior with 10 home runs and 45 RBIs earning first-team All-Orange Coast League and All-CIF Second Team Recognition.
- ◆ Originally signed by Marlins scout Tim McDonnell.

## CAREER FIELDING

POS	PCT	G	PO	A	E	TC	DP	PB	CS	CS%
C	.993	136	1072	42	8	1122	7	10	20	25%
1B	1.000	2	1	0	0	1	0	-	-	-



WALLACH



# 60 ANDREW WANTZ

▶ **BORN:** OCT. 13, 1995  
**BIRTHPLACE:** ERIE, PA  
**MLB SERVICE:** 1 YEAR, 148 DAYS  
**ACQUIRED:** SELECTED IN SEVENTH ROUND OF 2018 FIRST-YEAR PLAYER DRAFT  
**SIGNED THRU:** 2024; UNDER CLUB CONTROL; 2/3 OPTIONS USED

**OPENING DAY AGE:** 28  
**RESIDES:** HOLLY SPRINGS, NC

▶ **RHP**

▶ **HEIGHT** 6-4 ▶ **WEIGHT** 240 ▶ **BATS** R ▶ **THROWS** R

## WANTZ'S LIFETIME PITCHING RECORD

Year	Club	W-L	ERA	G	GS	CG	GF	SHO	SV	IP	H	R	ER	HR	HB	BB	IBB	SO	WP	BK	BAA
2018	Orem	0-0	0.00	4	0	0	2	0	0	6.0	3	3	0	0	0	3	0	12	1	0	.130
	Burlington	1-2	3.71	14	0	0	3	0	0	17.0	11	8	7	2	0	12	0	35	2	0	.180
2019	Inland Empire	5-3	3.56	11	6	0	1	0	0	48.0	40	21	19	4	2	17	0	58	2	0	.221
	Mobile	0-6	7.13	13	12	0	0	0	0	48.0	59	42	38	12	4	26	0	54	3	0	.294
2020	DID NOT PLAY - No Minor League Season																				
2021	Salt Lake	1-0	1.78	12	5	0	2	0	0	30.1	22	9	6	2	0	6	0	30	2	0	.200
	LAA	1-0	4.94	21	0	0	3	0	0	27.1	23	17	15	5	3	11	1	38	1	0	.219
2022	Salt Lake	1-1	2.87	10	0	0	2	0	0	15.2	11	5	5	3	0	3	0	17	0	0	.208
	LAA	2-1	3.22	42	1	0	7	0	0	50.1	37	19	18	8	2	21	0	52	2	1	.206
2023	LAA	2-0	3.89	27	3	0	5	0	0	39.1	28	18	17	4	1	15	1	33	0	0	.197
	Salt Lake	0-0	4.62	22	0	0	1	0	5	25.1	26	13	13	5	0	14	1	29	3	0	.268
<b>MAJOR TOTALS</b>		<b>5-1</b>	<b>3.85</b>	<b>90</b>	<b>4</b>	<b>0</b>	<b>15</b>	<b>0</b>	<b>0</b>	<b>117.0</b>	<b>88</b>	<b>54</b>	<b>50</b>	<b>17</b>	<b>6</b>	<b>47</b>	<b>2</b>	<b>123</b>	<b>3</b>	<b>1</b>	<b>.206</b>
<b>MINOR TOTALS</b>		<b>8-12</b>	<b>4.16</b>	<b>86</b>	<b>23</b>	<b>0</b>	<b>21</b>	<b>0</b>	<b>5</b>	<b>190.1</b>	<b>172</b>	<b>101</b>	<b>88</b>	<b>28</b>	<b>6</b>	<b>81</b>	<b>1</b>	<b>235</b>	<b>13</b>	<b>0</b>	<b>.237</b>

## 2023 SEASON

- ◆ Went 2-0 with a 3.89 ERA (39.1 IP - 17 ER) and 33 strikeouts in 27 games (three starts) across five stints with Angels.
- ◆ As a reliever, went 2-0 with a 4.05 ERA (33.1 IP - 15 ER) and 29 strikeouts in 24 appearances.
- ◆ Recorded a 4.56 ERA (23.3 IP - 12 ER) in first half of the season, then finished second half with a 2.87 ERA (15.2 IP - 5 ER).
- ◆ Went unscored upon in 17 of 27 pitching appearances.
- ◆ In 22 games for Triple-A **Salt Lake**, went 0-0 with a 4.62 ERA (25.1 IP - 13 ER) and 29 strikeouts.

## MAJOR LEAGUE SUMMARY

### 2022

- ◆ Totaled 42 Major League appearances across three stints with **Angels** and set career bests in every pitching category.
- ◆ Started year at Triple-A **Salt Lake** and made four appearances for Bees before being recalled Apr. 19 for first big league stint of season (Apr. 19-May 2)...Did not pitch for Angels during second MLB stint (May 14-17)...Was in Majors for remainder of season following June 1 recall.
- ◆ Held right-handers to a .180 (20/111) average for season, which ranked second on Angels pitching staff (min. 100 AB), behind Jimmy Herget (.174).
- ◆ Made first start of career June 26 vs. Seattle as an Opener...Was ejected in 2nd inning after hitting Jesse Winker with a pitch and ultimately served a three-game suspension.
- ◆ Pitched to a 1.80 ERA (20 IP - 4 ER) with 18 strikeouts during a 19-game stretch from July 3 - Sept. 5.
- ◆ Recorded two wins for Angels: June 19 at Seattle (1 IP, 2 SO) and Aug. 28 at Toronto (1 IP).

### 2021

- ◆ Began season at Triple-A **Salt Lake** and made eight appearances (five starts) for Bees before having contract selected July 3...Was 1-0 with a 2.10 ERA (25.2 IP - 6 ER) and 25 strikeouts in those initial eight outings for Salt Lake.
- ◆ Made Major League debut with **Angels** July 4 vs. Baltimore and became first player from the Angels 2018 Draft class to reach the Majors...Recorded first career strikeout vs. Domingo Leyba.
- ◆ Totaled four appearances during first big league stint before being optioned back to Salt Lake, July 27...Worked 2.2 perfect innings for Bees across two outings (Aug. 1 & Aug. 3) before being recalled Aug. 6, but was optioned again Aug. 8 without appearing for Angels.

WANTZ

# 2024 LOS ANGELES ANGELS

- ◆ Recalled for third big league stint, Aug. 18, and remained in Majors for remainder of season...Overall, did not allow an earned run in each of his last eight minor league games (two starts), working 15 innings with 15 strikeouts.
- ◆ Earned first Major League win Aug. 28 vs. San Diego following 1.1 innings of scoreless relief work, with three strikeouts.
- ◆ Did not allow a run in 14 of 21 overall Major League appearances...Ranked third among Angels pitchers, averaging 12.5 SO/9 innings and held opponents to a .219 batting average (23/105).

## CAREER TRANSACTIONS

- ◆ June 5, 2018...Selected by **Angels** in seventh round of 2018 First-Year Player Draft (signed June 6, 2018).

## PERSONAL/MISC

- ◆ Andrew Hunter Wantz (last name rhymes with 'pants')...On Twitter: @Andrew\_Wantz.
- ◆ Did not play during 2020 season...Gave pitching lessons during the Covid-19 shutdown and worked out in a friend's garage in North Carolina.
- ◆ Played collegiately at University of North Carolina at Greensboro, where he majored in business administration...In 2016, was an All-Southern Conference first-team selection and SoCon Co-Pitcher of the Year...Also earned All-SoCon second-team honors in 2018.
- ◆ Graduate of Holly Spring HS (Holly Springs, NC)...Tabbed 2014 Atlantic Region Honorable Mention by *Perfect Game*...Named to the all-conference team his junior year after compiling a 9-1 record, 1.70 ERA and fanning 76 batters – the second most in a single season in school history.
- ◆ Andrew's mother, Sherry, tracked down Brandon Marsh's first career home run ball from the fan who caught it on Aug. 25, 2021 in Baltimore, and returned the ball to Andrew in the bullpen to give it to Marsh.
- ◆ Originally signed by Angels scout Chris McAlpin.

## CAREER FIELDING

POS	PCT	G	PO	A	E	TC	DP
P	.929	90	5	8	1	14	1

## WANTZ'S CAREER HIGHS

	SEASON	GAME
Wins	2 — 2023 & 2022	SO 4 — 4 times; last, 9/20/22 at TEX
Losses	1 — 2022	IP 2.1 — Twice; last, 6/3/22 at PHI
ERA	3.22 — 2022	R & ER 4 — 3 times; last, 6/28/23 vs. CWS
IP	50.1 — 2022	BB 2 — 7 times; last, 4/24/23 vs. OAK
SO	52 — 2022	H 4 — 3 times; last, 5/13/23 at CLE







3

# TAYLOR WARD



**BORN:** DEC. 14, 1993  
**BIRTHPLACE:** DAYTON, OH  
**MLB SERVICE:** 3 YEARS, 164 DAYS  
**ACQUIRED:** SELECTED IN FIRST ROUND (26TH OVERALL) OF 2015 FIRST-YEAR PLAYER DRAFT  
**SIGNED THRU:** 2024; UNDER CLUB CONTROL; 2/3 OPTIONS USED

**OPENING DAY AGE:** 30  
**RESIDES:** PHOENIX, AZ

▶ **OUTFIELDER**

▶ **HEIGHT** 6-1 ▶ **WEIGHT** 200 ▶ **BATS** R ▶ **THROWS** R

## WARD'S LIFETIME PLAYING RECORD

Year	Club	AVG	G	AB	R	H	2B	3B	HR	RBI	SH	SF	HBP	BB	IBB	SO	SB	CS	GDP	SLG	OBP	E
2015	— Orem	.349	32	109	20	38	4	1	2	19	0	1	2	29	1	8	5	2	3	.459	.489	4
	Burlington	.348	24	92	10	32	3	0	1	12	1	0	0	10	0	15	1	1	3	.413	.412	0
2016	— Inland Empire	.249	123	466	61	116	11	0	10	56	5	5	48	1	81	0	0	15	.337	.323	5	
2017	— Inland Empire	.242	54	207	32	50	11	1	6	30	3	2	0	35	0	43	0	0	7	.391	.348	3
	Mobile	.286	33	119	14	34	3	0	3	19	0	2	2	22	0	17	0	0	5	.387	.400	4
2018	— Mobile	.345	42	148	26	51	8	0	6	25	0	1	1	29	1	33	8	1	5	.520	.453	6
	Salt Lake	.352	60	227	42	80	18	0	8	35	0	2	2	36	1	61	10	2	5	.537	.442	6
	LAA	.178	40	135	14	24	3	0	6	15	0	0	3	9	0	45	2	0	0	.333	.245	5
2019	— Salt Lake	.306	106	421	102	129	34	1	27	71	0	1	9	80	1	101	11	5	7	.584	.427	9
	LAA	.190	20	42	4	8	3	0	1	2	0	0	0	6	0	23	0	0	1	.333	.292	2
2020	— LAA	.277	34	94	16	26	6	2	0	5	0	0	0	8	0	28	2	0	1	.383	.333	0
2021	— LAA	.250	65	208	33	52	15	0	8	33	2	1	6	20	0	55	1	1	4	.438	.332	2
	Salt Lake	.429	13	49	15	21	9	0	4	10	0	0	1	9	1	12	2	0	0	.857	.525	1
	Angels (AZL)	.143	3	7	0	1	1	0	0	0	0	0	0	1	0	2	1	0	0	.286	.250	0
2022	— LAA	.281	135	495	73	139	22	2	23	65	0	5	4	60	0	120	5	3	5	.473	.360	5
2023	— LAA	.253	97	356	60	90	18	0	14	47	0	6	8	39	0	80	4	2	9	.421	.335	0
<b>MAJOR TOTALS</b>		<b>.255</b>	<b>391</b>	<b>1330</b>	<b>200</b>	<b>339</b>	<b>67</b>	<b>4</b>	<b>52</b>	<b>167</b>	<b>2</b>	<b>12</b>	<b>21</b>	<b>142</b>	<b>0</b>	<b>351</b>	<b>14</b>	<b>6</b>	<b>20</b>	<b>.429</b>	<b>.334</b>	<b>9</b>
<b>MINOR TOTALS</b>		<b>.299</b>	<b>490</b>	<b>1845</b>	<b>322</b>	<b>552</b>	<b>102</b>	<b>3</b>	<b>67</b>	<b>277</b>	<b>9</b>	<b>14</b>	<b>22</b>	<b>299</b>	<b>6</b>	<b>373</b>	<b>38</b>	<b>11</b>	<b>50</b>	<b>.467</b>	<b>.401</b>	<b>38</b>

**Disabling Injuries:** **2023** — Facial fractures; disabled July 30 - end of season  
**2022** — Left groin strain; disabled April 7 (retro to April 6) - April 16  
Mild right hamstring strain; disabled June 5 (retro to June 4) - June 14

## 2023 SEASON

- ◆ Finished sixth Major League season (all with **Angels**)...With 14 home runs in 2023, has reached 10 home runs in a season twice in career (23 HR in 2022).
- ◆ Last game played was July 29 at Toronto...Exited game due to facial fractures...Missed final 57 games of year on injured list.
- ◆ Had season-high eight-game hitting streak from May 30 to June 8...Batted .364 (12/33) with four runs, two doubles, three home runs, and seven RBI during streak.
- ◆ Tallied two leadoff home runs (June 11 vs. SEA and May 30 at CWS), now has three for his career.
- ◆ Reached 150 RBI for career on June 24 at COL.
- ◆ In July, batted .304 (21/69) with 14 runs, seven doubles, five home runs, and 17 RBI.
- ◆ Reached 50 career home runs on July 21 vs. PIT.
- ◆ Collected third career multi-homer game in Game 1 of doubleheader at DET on July 27.
- ◆ Recorded six 3+ hit games (22 total for career).

## MAJOR LEAGUE SUMMARY

### 2022

- ◆ Established new career highs in nearly every offensive category during fifth season with the **Angels**...Set new career marks in hits, average, doubles, triples, home runs, RBI, runs scored, walks and OPS...One of three Halos in 2022 with 20+ home runs (Trout and Ohtani)...833 OPS ranked 12th in the American League.
- ◆ His .281 average was the highest by a Halo right fielder since Torii Hunter (.313) in 2012 (min. 500 PA) while the 139 hits were the most since Kole Calhoun (139) in 2017.

WARD

# 2024 LOS ANGELES ANGELS

- ◆ Named American League Player of the Week (April 25) after batting .448...Led the A.L. in hits (13), extra-base hits (7), total bases (29), runs (10) and OPS (1.484).
- ◆ Tallied first two multi-home run games of career: April 25 vs. Cleveland and Sept. 23 at Minnesota...Logged two grand slams...Was the first Halo with two grand slams in a season since Trout in 2019.
- ◆ Launched first career pinch-hit home run Aug. 13 vs. Minnesota, a two-run shot with the Angels trailing by two in the 8th inning.
- ◆ Slashed .345/.397/.575 (39/113) over the final month of the season (Sept. 1 - end of the season)...The .345 clip ranked sixth in the A.L. while his .575 slugging ranked seventh.

## A WARD SEASON

Taylor Ward's .833 OPS was the highest by an Angels right fielder since Vlad Guerrero in 2005 (.959)...Ward was just the 9th Angel right fielder to post an OPS higher than .830 for a season (min. 85% of games played in RF).

## 2021

- ◆ In fourth big league season, made two stints with the **Angels**...Set new career highs in games played, hits, doubles, home run, RBI, walks and OPS.
- ◆ Appeared defensively at all three outfield positions (64 G) and made first big league appearance at catcher...Made just two errors in 509.2 innings in the outfield (.984 fielding percentage)...Catching appearance was first at any level since 2017 in Double-A Mobile.
- ◆ Tallied first career grand slam on June 17 vs. Detroit.
- ◆ Following Spring Training, started season at Club's **Alternate Training Site** in Tempe, AZ...Assigned to Triple-A **Salt Lake** May 4th and was recalled by the Angels the following day...Optioned to Triple-A July 22nd and was placed on the 7-day injured list July 30...Following a rehab assignment with the **Arizona League Angels**, was activated by Salt Lake Sept. 20...Recalled by the Halos Sept. 29 before being placed on the injured list with a right adductor strain Oct. 3.

## 2020

- ◆ Made two stints with the **Angels** while also spending time at the Club's **Alternate Training Site** in Long Beach, CA...Despite shortened season, set then career highs in hits, runs, doubles, triples, average, OBP and slugging...Named to his first career Opening Day roster.
- ◆ Posted a .350 (21/60) average with 11 runs scored, six doubles and a triple in September to raise season average from .147 to .277.
- ◆ Broke up Zack Greinke's perfect game with 6th inning single on Aug. 1.

## 2019

- ◆ Split time between Triple-A **Salt Lake** and the Majors... Made season debut for **Angels** on April 10 against the Brewers going 1-for-3 with a double.
- ◆ Posted above a .300 BA in the minors for second consecutive season with a .306 average (129/421)... Was 20th in OPS (1.010) for all of Triple-A and 4th in PCL... Had 34 doubles which was good for 6th in PCL.
- ◆ In a 38-game stint with Salt Lake batted .319 (51/160) with 37 runs, 15 doubles, 11 home runs, 32 RBI, 21 walks and a 1.030 OPS... Had a 35-game on base streak (Aug. 2, 2018-May 18, 2019) during which he compiled a .313 BA (41/131) with 12 doubles, 8 home runs, 22 RBI and 27 walks.
- ◆ His best performance with the Angels came on Sept. 25 against Oakland when he went 2-for-3 with a home run and an RBI.
- ◆ Made professional outfield debut on April 10 for Salt Lake... Played 86 games in outfield between Angels and Salt Lake over the course of the season.

## 2018

- ◆ Saw action at three different levels of the **Angels** system, including making Major League debut on Aug. 14... Spent time in Double-A **Mobile** and Triple-A **Salt Lake**, batting a combined .349 (131/375) with 26 doubles, 14 home runs and 60 RBI...The .349 clip ranked second overall in MiLB (min. 300 AB), trailing only Vladimir Guerrero Jr. (.381).
- ◆ Began season with Mobile, batting .345 (51/148) with eight doubles, six home runs and 25 RBI before being promoted to Triple-A June 2...Hit .345 (80/227) with 18 doubles, eight home runs and 35 in 60 games with the Bees...Was leading Salt Lake in average at promotion.
- ◆ Had contract selected Aug. 14th and made Major League debut that night at San Diego (2-for-3, 2B, 1 RBI)... Became the 15th Angel to drive in a run with their first MLB hit...Finished the season with six home runs, the most by an Angels rookie third baseman since 2005 (Dallas McPherson, 8 HR).
- ◆ Entered the season ranked as the Angels No. 8 prospect by MLB.com.
- ◆ Defensively, transitioned to third base at the start of season after playing exclusively at catcher during first three professional campaigns.





## 20 EVAN WHITE



**BORN:** APRIL 26, 1996  
**BIRTHPLACE:** COLUMBUS, OH  
**MLB SERVICE:** 3 YEARS, 144 DAYS

**OPENING DAY AGE:** 27  
**RESIDES:** PEORIA, AZ

**ACQUIRED:** FROM ATLANTA WITH LHP TYLER THOMAS FOR C MAX STASSI AND INF DAVID FLETCHER, DEC. 8, 2023

**SIGNED THRU:** 2025 (TEAM OPTIONS FOR 2026-2028); SIGNED SIX-YEAR CONTRACT (WITH SEA); NOV. 25, 2019

INFIELDER

▶ HEIGHT 6-1 ▶ WEIGHT 220 ▶ BATS R ▶ THROWS L

### NON-ROSTER INVITEE

### WHITE'S LIFETIME PLAYING RECORD

Year	Club	AVG	G	AB	R	H	2B	3B	HR	RBI	SH	SF	HBP	BB	IBB	SO	SB	CS	GDP	SLG	OBP	E
2017	— Everett	.277	14	47	6	13	1	1	3	12	0	2	0	6	0	6	1	1	0	.532	.345	0
2018	— Modesto	.303	120	476	72	144	27	7	11	66	0	4	6	52	0	103	4	3	9	.458	.375	4
	— Tacoma	.222	4	18	0	4	2	0	0	0	0	0	0	0	0	5	0	0	2	.333	.222	0
2019	— Arkansas	.293	92	365	61	107	13	2	18	55	0	2	4	29	2	92	2	0	7	.488	.350	5
2020	— SEATTLE	.176	54	182	19	32	7	0	8	26	0	1	1	18	0	84	1	2	3	.346	.252	1
2021	— SEATTLE	.144	30	97	8	14	3	0	2	9	0	0	1	6	0	31	0	0	1	.237	.202	2
	— Tacoma (1)	.333	4	12	2	4	0	0	2	5	0	0	0	1	0	2	1	0	0	.833	.385	0
2022	— Tacoma	.204	28	93	14	19	5	0	7	16	0	0	1	13	0	23	0	0	2	.484	.308	1
2023	— Tacoma	.143	2	7	1	1	0	0	0	1	0	0	1	1	0	3	1	0	2	.143	.333	0
<b>MAJOR TOTALS</b>		<b>.165</b>	<b>84</b>	<b>279</b>	<b>27</b>	<b>46</b>	<b>10</b>	<b>0</b>	<b>10</b>	<b>35</b>	<b>0</b>	<b>1</b>	<b>2</b>	<b>24</b>	<b>0</b>	<b>115</b>	<b>1</b>	<b>2</b>	<b>4</b>	<b>.308</b>	<b>.235</b>	<b>3</b>
<b>MINOR TOTALS</b>		<b>.287</b>	<b>264</b>	<b>1018</b>	<b>156</b>	<b>292</b>	<b>48</b>	<b>10</b>	<b>41</b>	<b>155</b>	<b>0</b>	<b>8</b>	<b>12</b>	<b>102</b>	<b>2</b>	<b>234</b>	<b>9</b>	<b>4</b>	<b>22</b>	<b>.474</b>	<b>.356</b>	<b>10</b>

(1) rehab assignment

**Disabling Injuries:** **2023** — Left abductor strain; disabled April 9 - end of season  
**2021** — Left hip flexor strain; disabled May 14 - end of season

### 2023 SEASON

- ◆ Began season with Triple-A **Tacoma** and played in just two games before being placed on the Injured List with a left abductor strain on April 9, missing the remainder of the season.

### CAREER HIGHLIGHTS

- ◆ Won his first Rawlings Gold Glove Award, becoming the first rookie first baseman ever to win the award since its creation in 1957, and the second Mariners first baseman to win the award, joining John Olerud (2003, 2002 & 2000)...Also became the 11th rookie to win the award in its history and the second Mariners rookie to win (Ichiro Suzuki, 2001).
- ◆ Appeared in 84 games, all at first base, with **Mariners** over 2020 and 2021 seasons before being shut down due to injury.
- ◆ Notched first Major League home run on July 27 at Houston with two-run blast off Josh James...Logged first career multi-homer game on August 17 at Dodgers.
- ◆ According to Fangraphs, led American League first basemen with seven Defensive Runs Saved, seven Scoops, and 11 Out of Zone plays...Worth five Outs Above Average at first base, leading the A.L. in 2020.
- ◆ 2019 Texas League Mid-Season All-Star and 2018 Carolina League Mid-Season All-Star.

### CAREER TRANSACTIONS

- ◆ June 12, 2017...Selected by **Mariners** in first round (17th overall) of First-Year Player Draft (signed June 18, 2017).
- ◆ Nov. 25, 2019...Signed by **Mariners** to a six-year contract.
- ◆ Dec. 3, 2023...Traded by **Mariners** with LHP Marco Gonzales and OF Jarred Kelenic to **Braves** for RHP Cole Phillips and RHP Jackson Kowar.
- ◆ Dec. 8, 2023...Traded by **Braves** with LHP Tyler Thomas to **Angels** for C Max Stassi and INF David Fletcher.

WHITE



**PERSONAL/MISC**

- ◆ Evan McKee White.
- ◆ Resides in Peoria, AZ with wife, Kari.
- ◆ Graduated from Gahanna (OH) High School in 2014...2014 All-Ohio Baseball Player of the Year.
- ◆ Spent three seasons at the University of Kentucky (2015-17)...In 2017 was a USA Baseball Golden Spikes Award Semifinalist...In 2016, was a member of USA Baseball's Collegiate National Team.
- ◆ Originally signed by Mariners scout Jackson Laumann.

**CAREER FIELDING**

POS	PCT	G	PO	A	E	TC	DP
1B	.995	84	597	49	3	649	64



# 2024 LOS ANGELES ANGELS



## 49 GUILLO ZUÑIGA



**BORN:** OCT. 10, 1998  
**BIRTHPLACE:** CARTAGENA, COLOMBIA  
**MLB SERVICE:** 45 DAYS

**OPENING DAY AGE:** 25  
**RESIDES:** CARTAGENA, COLOMBIA

**ACQUIRED:** FROM PHILADELPHIA FOR CASH CONSIDERATIONS, FEB. 7, 2024  
**SIGNED THRU:** 2024; UNDER CLUB CONTROL; 1/3 OPTIONS USED

RHP

▶ HEIGHT 6-5 ▶ WEIGHT 265 ▶ BATS R ▶ THROWS R

### ZUÑIGA'S LIFETIME PITCHING RECORD

Year	Club	W-L	ERA	G	GS	CG	GF	SHO	SV	IP	H	R	ER	HR	HB	BB	IBB	SO	WP	BK	BAA
2016	Braves (DSL)	1-0	2.61	5	0	0	0	0	0	10.1	12	5	3	2	0	2	0	9	1	0	.308
2017	Braves (GCL)	0-3	5.59	8	6	0	0	0	0	19.1	28	18	12	0	5	10	0	12	5	0	.364
2018	Dodgers (AZL)	3-1	3.86	12	2	0	3	0	2	37.1	41	17	16	0	4	13	0	41	8	1	.289
2019	Great Lakes	4-1	4.08	21	5	0	5	0	3	53.0	45	26	24	5	2	22	0	59	3	2	.230
	Rancho Cuca.	0-2	4.11	12	0	0	7	0	2	15.1	10	8	7	2	1	9	3	22	3	0	.128
2020	DID NOT PLAY - No Minor League Season																				
2021	Tulsa	7-2	3.06	25	0	0	9	0	2	35.1	25	16	12	5	2	13	1	49	4	0	.194
2022	Tulsa	4-4	4.77	48	0	0	26	0	11	54.2	47	32	29	12	2	30	3	66	10	0	.227
2023	Memphis	0-2	7.63	29	0	0	19	0	5	30.2	32	27	26	6	3	20	0	37	6	0	.262
	ST. LOUIS	0-0	4.50	2	0	0	2	0	0	2.0	2	1	1	0	0	0	0	4	0	0	.250
<b>MAJOR TOTALS</b>		<b>0-0</b>	<b>4.50</b>	<b>2</b>	<b>0</b>	<b>0</b>	<b>2</b>	<b>0</b>	<b>0</b>	<b>2.0</b>	<b>2</b>	<b>1</b>	<b>1</b>	<b>0</b>	<b>0</b>	<b>0</b>	<b>0</b>	<b>4</b>	<b>0</b>	<b>0</b>	<b>.250</b>
<b>MINOR TOTALS</b>		<b>19-15</b>	<b>4.54</b>	<b>160</b>	<b>13</b>	<b>0</b>	<b>69</b>	<b>0</b>	<b>25</b>	<b>256.0</b>	<b>240</b>	<b>149</b>	<b>129</b>	<b>32</b>	<b>19</b>	<b>119</b>	<b>7</b>	<b>295</b>	<b>40</b>	<b>3</b>	<b>.248</b>

### 2023 SEASON

- ◆ Began season with Triple-A **Memphis**, appearing in 29 games and recording five saves and 37 strikeouts.
- ◆ Recalled by **Cardinals** on May 2 and made his Major League debut that night vs. LAA, pitching a scoreless inning and notching his first two MLB strikeouts, fanning Chad Wallach and Mike Trout. Did not pitch again in the Major Leagues until Aug. 19 vs. NYM.
- ◆ Placed on Injured List on Aug. 27 with a strained right forearm, and missed the rest of the season.
- ◆ Threw 13 of his 24 pitches in MLB at 99 MPH or above, with seven pitches registering at triple-digits...Topped out at 100.8 MPH on a called strike to Mike Trout on May 2.
- ◆ Tied with Dalton Roach for the Memphis team lead with five saves. Ranked third on the Redbirds with 19 games finished.
- ◆ Went seven games (7.0 IP) without allowing a run from April 6 to April 26, allowed just two hits and one walk over the stretch with three saves.
- ◆ Pitched for Colombia in the World Baseball Classic and appeared in two games, recording 3.0 scoreless innings with six strikeouts and earning the win over Mexico in 10 innings on March 11.
- ◆ Struck out Paul Goldschmidt and Mike Trout in a scoreless inning in his WBC appearance vs. USA on March 15.

### CAREER TRANSACTIONS

- ◆ July 2, 2016...Signed by **Braves** as international free agent.
- ◆ Dec. 6, 2017...Signed by **Dodgers** as minor league free agent.
- ◆ Dec. 6, 2022...Signed by **Cardinals** as minor league free agent.
- ◆ Feb. 7, 2024...Traded by **Cardinals** to **Angels** for cash considerations.

### PERSONAL/MISC

- ◆ Guillermo Enrique Zuñiga (pronounced gee-AIR-moh zoon-YEE-gah).
- ◆ Originally signed by Braves scout Carlos Garcia.

### WORLD BASEBALL CLASSIC TOTALS

Year	Club	W-L	ERA	G	GS	CG	GF	SHO	SV	IP	H	R	ER	HR	HB	BB	IBB	SO	WP	BK	BAA
2023	Colombia	1-0	0.00	2	0	0	1	0	0	3.0	1	0	0	0	0	1	1	6	0	0	.100

ZUÑIGA

# 40-MAN ROSTER

**MANAGER:** Ron Washington (37)    **BENCH COACH:** Ray Montgomery (81);    **HITTING COACH:** Johnny Washington (82);    **PITCHING COACH:** Barry Enright (84);    **FIRST BASE COACH:** Bo Porter (88);  
**THIRD BASE COACH:** Eric Young Sr. (85);    **BULLPEN COACH:** Steve Karsay (86);    **STAFF ASSISTANT:** Tim Buss (90), Ali Modami (94);    **INFIELD COACH:** Ryan Goms (89);    **OFFENSIVE COORDINATOR:** Tim Laker (83);  
**CATCHING COACH:** Jerry Naron (87);    **ASSISTANT COACH:** Jayson Nik;    **HEAD PHYSICAL THERAPIST:** Jason Brown (93);    **BULLPEN CATCHER:** Jason Brown (93);    **BP PITCHER:** Mike Ashman (91);  
**DIRECTOR OF SPORTS MEDICINE/HEAD CERTIFIED ATHLETIC TRAINER:** Mike Frostad;    **HEAD STRENGTH & CONDITIONING COACH:** Dylan Cintula;    **HEAD PHYSICAL THERAPIST:** Marc Oceguedra  
**ASSISTANT CERTIFIED ATHLETIC TRAINERS:** Eric Munson & Matt Blancuzzo;    **ASSISTANT STRENGTH & CONDITIONING COACH:** Bob Alejo;    **ASSISTANT PHYSICAL THERAPIST:** Robbie Williams;  
**ATHLETIC TRAINING SERVICES COORDINATOR:** Rick Smith    **MESSAGE THERAPIST:** Yoichi Terada    **REGISTERED DIETITIAN:** Becci Roehl  
**DIRECTOR, EQUIPMENT & CLUBHOUSE OPERATIONS:** Guy Gallagher    **INTERPRETERS:** Manny Del Campo (92)    **REGISTERED DIETITIAN:** Becci Roehl

No.	PITCHERS (24+)	B	T	Ht.	Wt.	Born	Birthplace	Residence	2023 Club(s)	W-L	ERA	G	CG	SHO	SV	IP	H	R	ER	BB	SO	SERVICE	
31	Anderson, Tyler	L	L	6-2	220	12/30/89	Las Vegas, NV	Las Vegas, NV	LAA	6-6	5.43	27	25	0	0	0	141.0	146	90	85	64	119	8,065
40	Bachman, Sam	R	R	6-1	235	9/30/99	Indianapolis, IN	Fishers, IN	Rocket City	3-2	5.81	6	6	0	0	0	26.1	15	18	17	20	29	0,129
71	Cáceres, Kelvin	R	R	6-1	205	1/26/00	Santiago, DR	Santiago, DR	LAA Tri-City Rocket City Salt Lake	1-2 3-18 0-0 5-1	3.48 2.45 1.10 0.61	11 0 0 34	0 0 0 0	0 0 0 0	0 5 11 0	17.0 11.0 8.4 33.2	7 4 3 30	6 7 4 21	6 3 5 21	11 14 5 22	19 21 53 53	0,005	
47	Canning, Griffin	R	R	6-2	180	5/11/96	Mission Viejo, CA	Coto de Caza, CA	LAA Inland Empire	0-0 0-1	6.75 1.80	2 1	0 0	0 0	0 0	0 5.0	1.1 6.2	1 2	1 2	1 2	1 2	10 4	4,075
90	Kimber, Adam	R	R	6-3	195	8/15/90	Portland, OR	Scottsdale, AZ	LAA TORONTO	7-8 0-2	4.32 7.40	24 22	0 0	0 0	0 1	20.7 25.8	12.1 18.7	62 17	61 7	36 12	36 139	1,156	
67	Cisnero, José	R	R	6-3	260	4/11/89	Bajos de Haina, DR	San Francisco de Macorís, DR	DETROIT Buffalo	3-4 0-0	3.31 4.50	63 5	0 0	0 0	0 2	59.1 40.9	63 9	39 2	35 0	25 0	70 4	6,020	
58	Daniél, Davis	R	R	6-1	190	6/11/97	Atlanta, GA	Montgomery, AL	DETROIT Angels (ACL) Inland Empire	0-0 0-0 1-1	5.80 1.77 4.4	2 4 3	0 0 0	0 0 0	0 0 0	5.0 20.1 12.1	4 5 7	1 5 3	1 0 3	0 9 9	0 28 9	0,168	
48	Detmers, Reid	L	L	6-2	210	7/8/99	Nokomis, IL	Chatham, IL	Salt Lake	0-1	4.50	1	1	0	0	4.0	2	2	2	2	7	5	2,064
53	Estévez, Carlos	R	R	6-6	275	12/28/92	Santo Domingo, DR	Santo Domingo, DR	LAA LAA	4-10 5-5	4.48 3.90	28 63	0 0	0 0	0 31	148.2 62.1	141 62	81 34	74 27	64 31	168 78	7,022	
46	García, Luis	R	R	6-2	240	1/30/87	Santo Domingo, DR	Santo Domingo, DR	SAN DIEGO	2-3	4.07	61	0	0	0	59.2	59	30	27	24	53	8,007	
66	Hergert, Jimmy	R	R	6-3	180	9/9/93	Tampa, FL	Tampa, FL	LAA LAA	2-4 1-2	4.66 2.68	29 25	0 0	0 0	0 0	29.0 33.5	33 15	15 8	15 26	21 52	21	2,152	
44	Joyce, Ben	R	R	6-5	225	9/17/00	Knoxville, TN	Knoxville, TN	Salt Lake Rocket City LAA	0-1 1-1 1-1	4.60 5.40 0.00	14 12 2	0 0 0	0 0 0	0 0 0	4.2 10.0 2.0	29 9 2	17 6 0	13 10 1	36 24 2	0,127		
64	Kochanowicz, Jack	L	R	6-7	228	12/22/00	Philadelphia, PA	Bala Cynwyd, PA	Inland Empire Tri-City	0-0 1-0	0.00 1.52	2 5	0 0	0 0	0 0	2.0 23.2	2 7	0 4	0 3	1 14	0 3	0,000	
62	Mederos, Víctor	R	R	6-3	215	6/8/01	Santa Clara, Cuba	Miami, FL	Rocket City Rocket City	4-5 4-9	6.53 5.67	16 20	1 0	0 0	0 0	70.1 93.0	22 65	54 58	43 43	22 99	55 99	0,006	
55	Moore, Matt	L	L	6-3	210	6/18/89	Fort Walton Beach, FL	St. Petersburg, FL	LAA LAA	0-0 4-1	9.00 2.66	3 41	0 0	0 0	0 0	3.0 44.0	5 33	3 14	3 12	3 49	3 11,000		
34	Plesac, Zach	R	R	6-3	220	1/21/95	Crown Point, IN	Bradenton, FL	CLEVELAND MIAMI	0-0 1-0	3.86 0.00	5 4	0 0	0 0	0 0	4.2 4.0	9 4	2 0	2 0	2 1	8 3	2,000	
65	Quijada, José*	L	L	5-11	215	11/9/95	Caripito, VZ	Caripito, VZ	CLEVELAND Columbus	1-1 5-6	7.59 6.08	5 18	0 1	0 0	0 0	21.1 94.2	37 98	20 64	18 42	5 71	14 64	3,121	
78	Rosenberg, Kenny	L	L	6-1	195	7/9/95	Mill Valley, CA	Santa Clarita, CA	LAA Salt Lake	0-1 7-7	6.00 4.95	10 20	0 0	0 0	0 0	9.0 100.0	8 105	7 61	6 54	3 46	8 120	0,071	
43	Sandoval, Patrick	L	L	6-3	190	7/13/91	Mission Viejo, CA	Mission Viejo, CA	LAA LAA	2-2 7-13	3.82 4.11	7 28	0 0	0 0	0 0	33.0 144.2	35 145	14 89	14 66	14 74	29 128	3,149	

(\*60-day LL)





# NON-ROSTER INVITEES

No.	PITCHERS (13)	B	T	Ht.	Wt.	Born	Birthplace	Residence	2023 Club(s)	W-L	ERA	G	GS	CG	SHO	SV	IP	H	R	ER	BB	SO	CS	SERVICE
91	Dana, Caden	L	R	6-4	215	12/17/03	Warwick, NY	Montgomery, NY	Inland Empire	1-1	1.20	3	3	0	0	0	15.0	6	2	2	6	18	0.000	
									Tri-City	2-4	4.22	11	11	0	0	0	53.1	45	28	25	24	71		
41	Fulmer, Carson	R	R	6-0	210	12/13/93	Lakeland, FL	Lakeland, FL	Angels (ACL)	0-1	2.25	1	1	0	0	0	4.0	3	2	1	1	7	2.108	
									Salt Lake	0-2	5.27	12	11	1	0	0	41.0	45	26	24	28	33		
									LAA	1-1	2.70	3	1	0	0	0	10.0	6	3	3	4	6		
92	Hurtado, Joel	R	R	6-2	180	2/6/01	Puerto Plata, DR	Puerto Plata, DR	Inland Empire	6-5	5.42	22	10	0	0	0	78.0	78	53	47	31	90	0.000	
94	Jones, Nick	L	L	6-7	210	1/22/99	Johns Creek, GA	Johns Creek, GA	Tri-City	2-3	3.24	22	0	0	0	5	25.0	17	9	9	5	30	0.000	
									Rocket City	2-1	3.86	22	0	0	0	3	28.0	24	13	12	13	37		
									Salt Lake	2-0	2.08	6	0	0	0	0	13.0	8	3	3	10	10		
56	Kolarek, Adam	L	L	6-3	215	1/14/89	Baltimore, MD	Odenton, MD	Oklahoma City	0-3	2.40	33	0	0	0	1	30.0	26	10	8	17	26	3.060	
									LOS ANGELES (N.L.)	0-0	0.00	1	0	0	0	0	1.1	1	0	0	0	2		
									Syracuse	0-0	3.38	6	0	0	0	0	5.1	1	2	2	3	8		
									NEW YORK (N.L.)	0-0	0.00	4	0	0	0	0	4.2	1	0	0	1	5		
									Gwinnett	2-0	9.82	7	0	0	0	0	7.1	9	9	8	10	7		
74	MacGregor, Travis	R	R	6-4	215	10/15/97	Clearwater, FL	Tarpon Springs, FL	Altoona	4-0	1.83	16	1	0	0	0	34.1	29	8	7	13	45	0.000	
									Indianapolis	2-2	5.40	27	2	0	0	3	43.1	54	26	18	39			
68	Marte, José	R	R	6-3	180	6/14/96	Santiago, DR	Santiago, DR	Angels (ACL)	0-0	6.75	3	0	0	0	0	2.2	3	2	2	2	4	1.109	
									Inland Empire	0-0	0.00	4	1	0	0	0	4.2	2	0	0	0	8		
									Salt Lake	1-0	4.15	4	0	0	0	0	4.1	1	2	2	3	5		
									LAA	0-0	8.68	10	0	0	0	0	9.1	14	10	9	7	7		
96	Minacci, Camden	R	R	6-3	220	1/14/02	Orlando, FL	Tampa, FL	Inland Empire	0-0	5.40	7	0	0	0	0	8.1	18	6	5	1	10	0.000	
15	Pomeranz, Drew	R	L	6-6	250	11/22/88	Memphis, TN	Collierville, TN	Lake Elsinore	3-2	0.00	3	2	0	0	0	3.0	0	0	0	0	4	11.013	
									El Paso	0-1	30.38	4	0	0	0	0	2.2	8	9	9	5	2		
79	Rangel, Alan	R	R	6-2	170	8/21/97	Hermosillo, MX	Hermosillo, MX	Mississippi	3-15	4.66	23	23	0	0	0	112.0	104	62	58	41	128	0.000	
									Gwinnett	1-1	4.20	3	2	0	0	0	15.0	12	7	7	9	12		
95	Seig, Hayden	R	R	6-5	225	11/10/98	Mechanicsburg, PA	Mechanicsburg, PA	Inland Empire	2-0	1.13	4	0	0	0	0	8.0	5	1	1	2	14	0.000	
									Tri-City	2-1	3.32	26	0	0	0	1	40.2	39	19	15	9	51		
									Salt Lake	1-1	7.36	2	0	0	0	0	7.1	11	8	6	3	6		
									Rocket City	1-1	2.57	4	0	0	0	1	7.0	4	2	2	2	5		
61	Strickland, Hunter	R	R	6-3	225	9/24/88	Thomaston, GA	Griffin, GA	Rocket City	1-1	11.45	12	0	0	0	0	11.0	13	14	14	12	8	7.033	
93	Urena, Walbert	R	R	6-0	170	1/25/04	Mao, DR	San Pedro de Macoris, DR	Inland Empire	4-7	5.66	22	21	0	0	0	98.2	94	66	62	60	97	0.000	
No.	CATCHERS (6)	B	T	Ht.	Wt.	Born	Birthplace	Residence	2023 Club(s)	AVG	G	AB	R	H	2B	3B	HR	RBI	BB	SO	SB	CS	SERVICE	
99	Flores, Juan	R	R	5-10	170	2/13/06	Quibor, VZ	Lara, VZ	Angels (DSL)	.236	46	165	32	39	7	0	6	26	15	25	6	1	0.000	
77	Hamilton, Caleb	R	R	6-0	210	2/5/95	Kirkland, WA	Redmond, WA	Worcester	.167	42	138	14	23	7	0	4	14	19	55	0	0	0.082	
									BOSTON	.000	4	5	0	0	0	0	0	0	0	1	5	0	0	
97	Humphreys, Zach	R	R	5-10	195	10/9/97	Dallas, TX	Midlotham, TX	Rocket City	.200	7	20	4	4	1	0	1	6	2	5	2	0	0.000	
									Salt Lake	.259	59	189	25	49	15	1	2	30	27	51	7	4		
									TAMPA BAY	.227	50	150	22	34	11	0	5	19	6	38	0	1	5.042	
28	Mejia, Francisco	S	R	5-8	180	10/27/95	Bani, DR	Santo Domingo, DR	Durham	.326	20	86	13	28	3	1	6	19	4	21	0	0	0.000	
									Angels (ACL)	.200	3	10	3	2	0	0	2	0	1	2	0	1	0.000	
98	Rios, Alberto	R	R	6-0	200	3/19/02	Lynwood, CA	Bellflower, CA	Inland Empire	.181	33	127	19	23	4	0	3	19	16	37	7	2	0.000	
									Salt Lake	.361	11	36	6	13	1	0	2	8	6	7	1	0	4.018	
35	Wallach, Chad	R	R	6-2	245	11/4/91	Orange, CA	Yorba Linda, CA	LAA	.197	65	157	18	31	5	1	7	15	13	57	0	1		

No.	INFELDERS (7)		B	T	Ht.	Wt.	Born	Birthplace	Residence	2023 Club(s)		AVG	G	AB	R	H	2B	3B	HR	RBI	BB	SO	SB	CS	SERVICE	
	S	R								ATLANTA	Rome															
13	Adrianza, Ehire	S	R	6-1	200	200	8/21/89	Guarenas, VZ	Miami, FL	Atlanta	Rome	.000	5	10	0	0	0	0	0	0	0	1	4	0	0	9.131
17	Dozier, Hunter	L	R	5-8	200	200	8/22/91	Wichita Falls, TX	Argyle, TX	Gwinnett	KANSAS CITY	.143	3	19	3	6	2	0	0	0	4	4	2	1	0	0
76	Fontenelle, Cole	S	R	6-3	205	205	3/10/02	Kirkland, WA	Sammamish, WA	Angels (ACL)	Inland Empire	.183	29	82	8	15	2	1	2	9	8	2	3	0	0	5.118
33	Leblanc, Charles	R	R	6-3	195	195	6/3/96	Laval, QC, Canada	Laval, QC, Canada	Angels (ACL)	Jacksonville	.266	38	143	22	38	6	2	4	26	13	38	7	3	0	0.000
25	Martin, Richie	R	R	6-0	190	190	12/22/94	Detroit, MI	Tampa, FL	Jacksonville	Did Not Play	.252	94	305	49	77	12	2	12	34	61	96	4	1	0.069	
22	Sanó, Miguel	R	R	6-4	280	280	5/11/93	SanPedroDeMacoris, DR	SanPedroDeMacoris, DR	Rochester	Did Not Play	.217	113	360	55	78	22	2	3	36	49	103	29	6	2.138	
20	White, Evan	R	L	6-1	220	220	4/26/96	Columbus, OH	Peoria, AZ	Did Not Play	Did Not Play	-	-	7	1	1	0	0	0	1	1	3	1	0	7.066	
										Tacoma	Tacoma	.143	2	7	1	1	0	0	0	1	1	3	1	0	3.144	
No.	OUTFIELDERS (4)		B	T	Ht.	Wt.	Born	Birthplace	Residence	2023 Club(s)		AVG	G	AB	R	H	2B	3B	HR	RBI	BB	SO	SB	CS	SERVICE	
	L	R								Scranton/Wilkes-Barre	NEW YORK (A.L.)															
5	Calhoun, Willie	L	R	5-8	205	205	11/4/94	Vallejo, CA	Benicia, CA	Scranton/Wilkes-Barre	NEW YORK (A.L.)	.333	5	21	1	7	2	0	0	2	1	3	0	0	4.009	
10	Marisnick, Jake	R	R	6-4	220	220	3/30/91	Riverside, CA	Riverside, CA	Somerset	Charlotte	.227	6	22	1	5	0	0	1	2	1	0	0	0	0	
										CHICAGO (A.L.)	CHICAGO (A.L.)	.260	33	96	12	25	6	2	1	11	19	28	9	1	9.052	
										DETROIT	DETROIT	.232	33	69	9	16	3	2	2	10	3	20	2	2	2	
										LOS ANGELES (N.L.)	LOS ANGELES (N.L.)	.400	4	5	0	2	0	0	0	0	0	0	0	1	1	
										OKLAHOMA CITY	OKLAHOMA CITY	.292	8	24	2	7	3	0	1	6	0	5	0	0	0	
51	Martin, Jason	L	R	5-9	185	185	9/5/95	Corona, CA	Corona, CA	NC Dinos (KBO)	NC Dinos (KBO)	.283	118	435	55	123	20	2	17	90	57	107	15	3	1.077	
75	Rada, Nelson	L	L	5-10	160	160	8/24/05	Valencia, VZ	Valencia, VZ	Angels (DSL)	Angels (DSL)	.311	50	164	50	51	12	3	1	26	26	26	27	6	0.000	
										Inland Empire	Inland Empire	.276	115	439	94	121	13	6	2	48	73	98	55	11	11	



# 2024 ROSTER

## HOW THE ANGELS WERE BUILT

### (40-MAN ROSTER; HOW ORIGINALLY ACQUIRED BY ANGELS)

#### AMATEUR FREE AGENT DRAFT (17)

Player	Draft Year	Round
OF Jordyn Adams	2018	1st (17th overall)
OF Jo Adell	2017	1st (10th overall)
RHP Sam Bachman	2021	1st (9th overall)
RHP Griffin Canning	2017	2nd
RHP Davis Daniel	2019	7th
LHP Reid Detmers	2020	1st (10th overall)
RHP Ben Joyce	2022	3rd
RHP Jack Kochanowicz	2019	3rd
RHP Víctor Mederos	2022	6th
INF Zach Neto	2022	1st (13th overall)
INF Kyren Paris	2019	2nd
INF Nolan Schanuel	2023	1st (11th overall)
RHP Chase Silseth	2021	11th
C Matt Thaiss	2016	1st (16th overall)
OF Mike Trout	2009	1st (25th overall)
RHP Andrew Wantz	2018	7th
OF Taylor Ward	2015	1st (26th overall)

#### SIGNED AS MAJOR LEAGUE FREE AGENT (11)

Player	Previous Organization	Date
LHP Tyler Anderson	Los Angeles Dodgers	Nov. 15, 2022
RHP Adam Cimber	Toronto	Dec. 13, 2023
RHP José Cisnero	Detroit	Feb. 3, 2024
INF Brandon Drury	San Diego	Dec. 22, 2022
RHP Carlos Estévez	Colorado	Dec. 5, 2022
RHP Luis García	San Diego	Dec. 13, 2023
OF Aaron Hicks	Baltimore	Jan. 29, 2024
LHP Matt Moore	Miami	Jan. 27, 2024
RHP Zach Plesac	Cleveland	Jan. 6, 2024
INF Anthony Rendon	Washington	Dec. 13, 2019
RHP Robert Stephenson	Tampa Bay	Jan. 23, 2024

#### SIGNED AS NON-DRAFTED/MINOR LEAGUE /INTERNATIONAL FREE AGENT (4)

Player	Previous Organization	Date
RHP Kelvin Cáceres	None	May 15, 2018
RHP Jimmy Herget	Texas	Aug. 16, 2021
INF Michael Stefanić	None	July 19, 2018
LHP José Suárez	None	July 3, 2014

#### ACQUIRED VIA TRADE (5)

Player	From	Date	For
OF Mickey Moniak	Philadelphia	Aug. 2, 2022	RHP Noah Syndergaard
C Logan O'Hoppe	Philadelphia	Aug. 2, 2022	OF Brandon Marsh
INF Luis Rengifo	Tampa Bay	March 20, 2018	INF C.J. Cron (Feb. 17, 2018)
LHP Patrick Sandoval	Houston	July 26, 2018	C Martín Maldonado & international pool space
RHP Guillo Zúñiga	St. Louis	Feb. 7, 2024	Cash considerations

#### CLAIMED OFF WAIVERS (4)

Player	Previous Organization	Date
LHP José Quijada	Miami	Feb. 10, 2020
LHP Kenny Rosenberg	Tampa Bay	Dec. 8, 2021
RHP José Soriano (Returned as Rule 5 pick)	Pittsburgh	Nov. 14, 2021
INF Livan Soto	Baltimore	Feb. 18, 2024

# 2024 ROSTER

## NUMERICAL ROSTER/PRONUNCIATIONS

### PLAYERS REPORTING TO SPRING TRAINING (71)

2	RENGIFO, LUIS	INF	49	ZUÑIGA, GUILLO	RHP
3	WARD, TAYLOR	OF	51	MARTIN, JASON**	OF
5	CALHOUN, WILLIE**	OF	53	ESTÉVEZ, CARLOS	RHP
6	RENDON, ANTHONY	INF	54	SUAREZ, JOSÉ	LHP
7	ADELL, JO	OF	55	MOORE, MATT	LHP
9	NETO, ZACH	INF	56	KOLAREK, ADAM**	LHP
10	MARISNICK, JAKE**	OF	58	DANIEL, DAVIS	RHP
12	HICKS, AARON	OF	59	SORIANO, JOSÉ	RHP
13	ADRIANZA, LAHIRE**	INF	60	WANTZ, ANDREW	RHP
14	O'HOPPE, LOGAN	C	61	STRICKLAND, HUNTER**	RHP
15	POMERANZ, DREW**	LHP	62	MEDEROS, VÍCTOR	RHP
16	MONIAK, MICKEY	OF	63	SILSETH, CHASE	RHP
17	DOZIER, HUNTER**	INF	64	KOCHANOWICZ, JACK	RHP
18	SCHANUEL, NOLAN	INF	65	QUIJADA, JOSÉ	LHP
19	PARIS, KYREN	INF	66	GARCÍA, LUIS	RHP
20	WHITE, EVAN**	INF	67	CISNERO, JOSÉ	RHP
21	THAISS, MATT	C	68	MARTE, JOSÉ**	RHP
22	SANÓ, MIGUEL**	INF	71	CÁCERES, KELVIN	RHP
23	DRURY, BRANDON	INF	73	SOTO, LIVAN	INF
24	STEPHENSON, ROBERT	RHP	74	MACGREGOR, TRAVIS**	RHP
25	MARTIN, RICHIE**	INF	75	RADA, NELSON**	OF
27	TROUT, MIKE	OF	76	FONTENELLE, COLE**	INF
28	MEJIA, FRANCISCO**	C	77	HAMILTON, CALEB**	C
31	ANDERSON, TYLER	LHP	78	ROSENBERG, KENNY	LHP
33	LEBLANC, CHARLES**	INF	79	RANGEL, ALAN**	RHP
34	PLESAC, ZACH	RHP	90	CIMBER, ADAM	RHP
35	WALLACH, CHAD**	C	91	DANA, CADEN**	RHP
38	STEFANIC, MICHAEL	INF	92	HURTADO, JOEL**	RHP
39	ADAMS, JORDYN	OF	93	UREÑA, WALBERT**	RHP
40	BACHMAN, SAM	RHP	94	JONES, NICK**	LHP
41	FULMER, CARSON**	RHP	95	SEIG, HAYDEN**	RHP
43	SANDOVAL, PATRICK	LHP	96	MINACCI, CAMDEN**	RHP
44	JOYCE, BEN	RHP	97	HUMPHREYS, ZACH**	C
46	HERGET, JIMMY	RHP	98	RIOS, ALBERTO**	C
47	CANNING, GRIFFIN	RHP	99	FLORES, JUAN**	C
48	DETMERS, REID	LHP			

\*\* Non-Roster Invitees (30)

### PRONUNCIATIONS

Jo ADELL (uh-DEL)	KYREN (KIY-rin) Paris
EHIRE (eye-EE-ray) ADRIANZA (aye-dree-ahn-zah)	Zach PLESAC (PLEE-sack)
Sam BACHMAN (BOCK-man)	José QUIJADA (kee-HAH-dah)
Carlos ESTÉVEZ (es-TEH-vehz)	Alan RANGEL (rahn-HELL)
Cole FONTENELLE (font-in-EL)	Anthony RENDON (ren-DOHN)
Jimmy HERGET (HER-get)	Luis RENGIFO (ren-HE-foe)
JOEL (ho-EL) Hurtado	Nolan SCHANUEL (SHAWN-uh-well)
Jack KOCHANOWICZ (KO-hawn-o-wits)	Hayden SEIG (seeg)
Adam KOLAREK (koh-LAIR-ick)	Michael STEFANIC (stef-AH-nic)
Charles LEBLANC (leh-BLON)	José SUAREZ (SWAR-ez)
Jake MARISNICK (muh-RIZ-nick)	Matt THAISS (rhymes with 'ice')
Camden MINACCI (meh-NASS-ee)	Chad WALLACH (WAHL-ik)
Mickey MONIAK (MO-nee-ak)	Andrew WANTZ (rhymes with 'pants')
Zach NETO (NET-oh)	GUILLO (GHEE-yo) ZUÑIGA (zoon-YEE-gah)
Logan O'HOPPE (oh-HOP-ee)	



## IN-SEASON BIRTHDAYS (40-MAN & MANAGER/COACHES)

### February

**2nd** - Logan O'Hoppe  
**13th** - Ryan Goins  
**14th** - Nolan Schanuel  
**24th** - Michael Stefanic &  
 Robert Stephenson  
**26th** - Luis Rengifo

### March

**18th** - Chase Silseth  
**24th** - Steve Karsay  
**30th** - Barry Enright

### April

**8th** - Jo Adell  
**11th** - José Cisnero  
**29th** - Ron Washington

### May

**6th** - Matt Thaiss &  
 Johnny Washington  
**11th** - Griffin Canning &  
 Manny Del Campo  
**13th** - Mickey Moniak  
**18th** - Eric Young Sr.  
**22nd** - Jason Brown

### June

**6th** - Anthony Rendon  
**8th** - Víctor Mederos  
**11th** - Davis Daniel  
**18th** - Matt Moore  
**22nd** - Livan Solo

### July

**5th** - Bo Porter  
**8th** - Reid Detmers  
**9th** - Kenny Rosenberg

### August

**7th** - Mike Trout  
**8th** - Ray Montgomery  
**15th** - Adam Cimber  
**21st** - Brandon Drury  
**26th** - Jayson Nix  
**28th** - Tim Buss

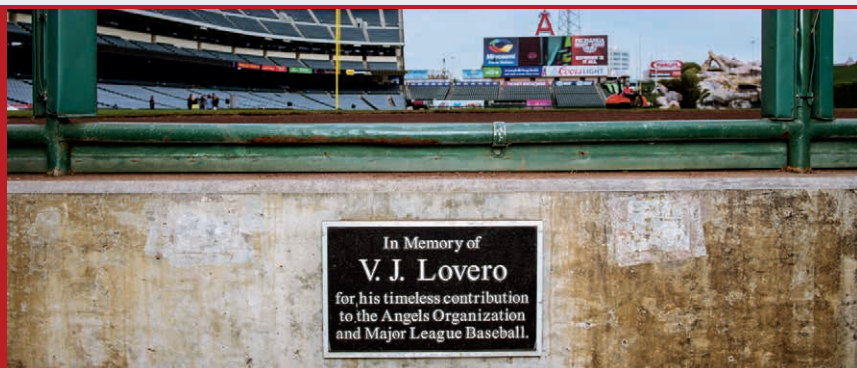
### September

**9th** - Jimmy Herget  
**17th** - Ben Joyce  
**30th** - Sam Bachman

### October

**2nd** - Aaron Hicks  
**10th** - Guillo Zuñiga  
**13th** - Andrew Wantz  
**18th** - Patrick Sandoval &  
 Jordyn Adams  
**20th** - José Soriano

## V.J. LOVERO PHOTO WELL



V.J. Lovero, considered by many as one of the top sports photographers in the country, passed away much too soon on January 12, 2004 after a four-year battle with cancer. Despite his circumstances, he remained optimistic about life, and continued to focus on his photography, family and friends. For years, we were privileged to view the beauty of baseball through the eyes of his lens. His photographs captured the essence, emotion, artistry and even humor of our great game.

His career included covering the two Anaheim sports franchises in addition to serving Sports Illustrated as one of its premier photographers. After joining SI in 1985, his work graced the cover of the magazine an amazing 39 times. V.J. also covered numerous World Series, Stanley Cup Finals, Super Bowls, championship fights and Olympic Games.

V.J. left something behind for all who knew him. His life reminds us there are countless moments in our lives to be treasured. We are fortunate that many of his professional "moments" were preserved with a photograph.



PLAYER DEVELOPMENT



## PLAYER DEVELOPMENT STAFF

DIRECTOR, PLAYER DEVELOPMENT .....	Joey Prebyski
ASSISTANT DIRECTOR, PLAYER DEVELOPMENT .....	Tony Ferreira
ASSISTANT, PLAYER DEVELOPMENT .....	Luis Barranco
ASSISTANT, PLAYER DEVELOPMENT .....	Tripp Norton
FIELD COORDINATOR .....	Joe Kruzal
ASSISTANT FIELD COORDINATOR .....	Sean Kazmar
ARIZONA & LATIN AMERICAN FIELD COORDINATOR .....	Erick Salcedo
PLAYER DEVELOPMENT STAFF COACH .....	Jack Howell
PITCHING COORDINATOR .....	Dom Chiti
ASSISTANT PITCHING COORDINATOR .....	Derrin Ebert
PITCHING CONSULTANT .....	Chris Carpenter
SPECIAL ASSISTANT, PLAYER DEVELOPMENT .....	Eddie Guardado
HITTING COORDINATOR .....	Phil Plantier & Tony Jaramillo
ASSISTANT HITTING COORDINATOR .....	Jobel Jimenez
CATCHING COORDINATOR .....	Bill Haselman
INFIELD COORDINATOR .....	Mike Gallego
OUTFIELD & BASERUNNING COORDINATOR .....	Ben Francisco
STRENGTH & CONDITIONING COORDINATOR .....	Kenneth Galletta
COORDINATOR OF STRENGTH & CONDITIONING SERVICES .....	Doug Jarrow
ASSISTANT STRENGTH & CONDITIONING COORDINATOR .....	Brad Lawson
MINOR LEAGUE PHYSICAL THERAPIST .....	Kieth Kocher
DIRECTOR, MINOR LEAGUE MEDICAL .....	Robert Tarpey
COORDINATOR OF MINOR LEAGUE MEDICAL SERVICES .....	Geoff Hostetter
MINOR LEAGUE REHAB COORDINATOR .....	Joseph Skrzypek
REHAB COACH .....	Kernan Ronan
NUTRITION COORDINATOR .....	Cliff McArthur
ASSISTANT NUTRITION COORDINATOR .....	Miguel Quiroz
MINOR LEAGUE VIDEO COORDINATOR .....	Alexandria Woody
ASSISTANT MINOR LEAGUE VIDEO COORDINATOR .....	Andrew Hansford
MANAGER, MINOR LEAGUE EQUIPMENT .....	Louie Raya
ASSISTANT, MINOR LEAGUE EQUIPMENT .....	Antonio Gutierrez, Jared Phillips & Sam Carpenter
COORDINATOR, LATIN AMERICAN OPERATIONS .....	Michael Noboa
COORDINATOR, DOMINICAN REPUBLIC ACADEMY ADMINISTRATION .....	Fausto Betances
ASSISTANT, DOMINICAN REPUBLIC ACADEMY ADMINISTRATION .....	Pietro Oliva
DR ADMINISTRATION, INTERNATIONAL SCOUTING .....	Grace Mercedes





# PLAYER DEVELOPMENT

## MINOR LEAGUE AFFILIATES

### SALT LAKE BEES

#### CLASS AAA — WEST

SMITH'S BALLPARK  
77 West 1300 South  
Salt Lake City, UT 84115  
(801) 350-6900  
(801) 485-6818 FAX  
www.slbees.com



Owner	Gail Miller
General Manager/CFO	Ty Wardle
Sr. VP of Baseball/Assistant General Manager	Cameron Coughlan
Director of Broadcasting	Tony Parks
Director, Communications	Kraig Williams
Manager	Keith Johnson
Pitching Coach	Shane Loux
Assistant, Pitching Coach	Andy Hawkins
Hitting Coach	Alonzo Powell
Coach	Jack Santora
Athletic Trainer	Jonathan Fierro
Strength and Conditioning Coach	Jimmy Sanchez
Game Planning Strategist	Andrew Hansford
Video Assistant	Brooklyn Tanner
Clubhouse Manager	Chris Simonsen

### ROCKET CITY TRASH PANDAS

#### CLASS AA — SOUTH

TOYOTA FIELD  
500 Trash Panda Way  
Madison, AL 35758  
(256) 325-1403  
www.trashpandasbaseball.com



Executive Vice President and General Manager	Garrett Fahrmann
Executive Vice President	Lindsey Knupp
Director of Broadcasting & Baseball Information	Josh Caray
Manager	Andy Schatzley
Pitching Coach	Michael Wuertz
Assistant, Pitching Coach	Doug Henry
Hitting Coach	Joel Chimelis
Coach	Dann Bilardello
Athletic Trainer	Dylan Culwell
Strength and Conditioning Coach	David Robertson
Game Planning Strategist	Gabe Kaufman
Video Assistant	Michael Portela
Clubhouse Manager	Bubba Hearn

### TRI-CITY DUST DEVILS

#### HIGH A — WEST

GESA STADIUM  
6200 Burden Blvd.  
Pasco, WA 99301  
(509) 544-8789  
www.dustdevilsbaseball.com



President	Brent Miles
Vice President and General Manager	Derrel Ebert
Director of Broadcasting & Baseball Information	Doug Taylor
Manager	Willie Romero
Pitching Coach	Ron Villone
Hitting Coach	Ryan Sebra
Coach	Trevor Nyp
Athletic Trainer	Koki Ikeda
Strength and Conditioning Coach	Ken Galletta
Game Planning Strategist	Max Mayfair
Video Assistant	Michael Snow
Clubhouse Manager	Joseph Rossman
Assistant Clubhouse Manager	Joe Creason



## INLAND EMPIRE 66ERS

### LOW-A — WEST

SAN MANUEL STADIUM  
280 South E. Street  
San Bernardino, CA 92401  
(909) 888-9922  
(909) 888-5251 FAX  
www.66ers.com



Co-Owner	Dave Elmore
Co-Owner	Donna Tuttle
General Manager	Joe Hudson
Director of Broadcasting	Steve Wendt
Manager	Dave Stapleton
Pitching Coach	Elmer Dessens
Hitting Coach	Raywilly Gomez
Coach	Brian Rupp
Coach	Steve Hernandez
Athletic Trainer	Masa Koyanagi
Strength and Conditioning Coach	Matt Gabriel
Game Planning Strategist	Jose Reyes
Video Assistant	Grant Pocius
Clubhouse Manager	Sergio Moncada
Assistant Clubhouse Manager	Nicholas Segura

## ACL ANGELS

### ROOKIE — ARIZONA COMPLEX LEAGUE

MINOR LEAGUE COMPLEX  
2225 West Westcourt Way  
Tempe, AZ 85282  
(480) 858-7555  
(480) 858-7550 FAX



Manager	Hainley Statia
Pitching Coaches	Bo Martino & Gil Heredia
Hitting Performance Coach	Ryan Sebra
Hitting Coach	Eddie Menchaca
Coaches	Derek Florko & Ever Magallanes
Athletic Trainer	Matt Morrell
Strength and Conditioning Coach	Doug Jarrow & Luis Cervantes
Game Planning Strategist	Shane Mittleman
Video Assistant	Zackary Turner

## DSL ANGELS

### ROOKIE — DOMINICAN SUMMER LEAGUE

ANGELS DOMINICAN COMPLEX  
Carretera Jubey KM 1.5  
Boca Chica, Santo Domingo Oeste, DR  
(809) 591-1788



Manager	Hector De La Cruz
Pitching Coaches	Jose Marte & Enrique Gonzalez
Hitting Coach	Anel De Los Santos
Catching Coach	Danilo Sanchez
Outfield Coach	Juan Zapata
Coach	Berbani Martinez
Athletic Trainers	Chase Galloway & Rafael Abreu
Strength and Conditioning Coaches	Edinson Oviedo & Christopher Rodriguez
Video Assistant	Jorge Chirinos
Clubhouse Manager	Martin Balbuena
Assistant Clubhouse Manager	Ysrael Rojas

# PLAYER DEVELOPMENT

## MINOR LEAGUE MANAGERS



## HÉCTOR DE LA CRUZ

DSL ANGELS

Héctor De La Cruz begins his ninth season in the Angels organization and eighth as Manager of DSL Angels...Across seven seasons (2016-19, 21-23), DSL Angels have combined to post a 222-225 (.465) record...During the 2023 campaign, the Halos went 37-18 (.673) and finished second in the South division, clinching a postseason berth and posting an above .500 record for a third consecutive season (2021-2023)...In 2022, the Halos also finished second with a 35-25 (.583) record...The Halos finished in fourth place in 2021 with a 32-26 (.552) record...In 2019, the Angels went 23-40 (.365) and finished eighth in the South Division...Finished 21-51 (.292) in 2018...Led the Club to a fourth place finish in the South Division with a 35-35 record in 2017...Finished with a 39-31 record in 2016 in first year as skipper, marking first winning season for DSL Angels since 2013; the .557 win percentage in 2016 was highest for any Angels affiliate club...Coached in Dominican Winter League with Gigantes del Cibao (2012) and Estrellas Orientales (2013-14)...Spent 13 seasons coaching in Arizona Diamondbacks system, including seven years as a Manager...Prior to 2016, last managed with Arizona Summer League D-backs in 2012...Spent two seasons (2010-11) at the helm of Rookie-level Missoula in Pioneer League and two years (2008-09) managing Double-A Mobile...In 2007, led Adv-A Visalia to California League North Division Championship and swept Modesto in first round of playoffs before losing to San Jose in Championship Series...Won Pioneer League Championship in 2006 as Manager at Missoula...Served as Hitting Coach with Single-A South Bend from 2003-04...Was Hitting Coach with Missoula in 2002...Began coaching career for DSL D-backs in 2000...Played seven seasons in Toronto Blue Jays system from 1984-90...Played in five games during 1991 season with Yomiuri Giants in Japanese Central League...Ended playing career in Mexican League in 1999.

### DE LA CRUZ'S MANAGERIAL RECORD

Year	Club	League	Won	Lost	Pct.	Finish
2006	Missoula	Pioneer	42	34	.553	2nd
2007	Visalia	California	77	63	.550	1st*
2008	Mobile	Southern	58	79	.423	5th
2009	Mobile	Southern	66	74	.471	3rd
2010	Missoula	Pioneer	28	47	.373	4th
2011	Missoula	Pioneer	41	35	.539	3rd*
2012	Diamondbacks (DSL)	Dominican Summer	27	29	.482	4th
2016	Angels (DSL)	Dominican Summer	39	31	.557	3rd
2017	Angels (DSL)	Dominican Summer	35	35	.500	4th
2018	Angels (DSL)	Dominican Summer	21	51	.292	8th
2019	Angels (DSL)	Dominican Summer	23	40	.365	8th
2021	Angels (DSL)	Dominican Summer	32	26	.552	4th
2022	Angels (DSL)	Dominican Summer	35	25	.583	2nd
2023	Angels (DSL)	Dominican Summer	37	18	.673	2nd*
<b>TOTALS (14 seasons)</b>			<b>561</b>	<b>587</b>	<b>.489</b>	

\*Reached playoffs



PLAYER DEVELOPMENT

# PLAYER DEVELOPMENT MINOR LEAGUE MANAGERS



## KEITH JOHNSON

TRIPLE-A SALT LAKE

Keith Johnson returns for his second season in his second stint as Manager for Triple-A Salt Lake...2024 marks his 17th season with the Angels organization... In 2023, the Bees posted a 70-79 (.470) record and finished 4th in the Pacific Coast League West...Across parts of 12 seasons as a minor league manager, owns a 771-827 (.482) record...In third stint as Manager at Triple-A Salt Lake (previously managed 2011-2014 and 2016-2018)...In 2018, the Bees posted a 71-68 record (.511) and finished second in their division...In 2017, managed the Bees to their first winning season (72-70) since 2013; Club finished one game behind El Paso for the Pacific Southern division title...Finished in fourth place with a 63-79 record in 2016...Began 2015 season as Infield Instructor before joining Angels Major League staff following the All-Star Break as Player Information Coach...In 2014, the Bees finished with a 60-86 record...Compiled a 78-66 record in 2013, leading the club to its 17th winning season and a trip to the Pacific Coast League Finals; the 78 wins were the most victories by a Bees team since 2008 (84-60)...Johnson was named the 2013 Pacific Coast League 'Manager of the Year' by his league peers and by *Baseball America*...Before taking over as Manager of Salt Lake, led Rancho Cucamonga Quakes to Cal League Championship Series in 2010, losing the final game of the five game series to the San Jose Giants...Managed the Rancho Cucamonga Quakes to a 61-79 record in 2009, and finished third in the South Division of the Cal League...Spent 2008 season at Single-A Cedar Rapids where he led the Kernels to the playoffs as a wild card winner in second half, and finished with a 72-66 overall mark; Swept the Western Division Semifinals but lost in Division Finals series...Spent the previous two seasons (2006-07) as Hitting Coach at Double-A Arkansas...In 2006, Travelers led all Double-A baseball with 158 home runs...Took over as Arkansas' Interim Manager for final 32 games of 2006 season (after Ty Boykin took leave of absence); Travelers posted 11-21 record under Johnson during final month of season...Spent 2005 as Batting Coach for Pioneer League champion Orem Owlz...Was Hitting Coach for Mesa Angels in rookie Arizona League in 2004...Played professionally for 11 seasons as infielder with Los Angeles Dodgers (1993-98, 2001), Arizona Diamondbacks (1999) and Angels (2000, 2002-03)...Batted .262 with 125 home runs and 640 RBI in 1,340 minor league games... Appeared for the Angels in six games in 2000, batting .500 (2/4) with two runs scored...Made Major League debut, Apr. 17, 2000 versus Toronto as pinch-runner and defensive replacement...Was originally drafted by Los Angeles Dodgers in fourth round of 1992 free agent draft and signed June 4, 1992...Retired as player after 2003 season...Attended University of Pacific in Stockton, CA, where he majored in Sports Medicine and played three seasons (1990-92) for the UOP baseball team...Prepped at Hanford (CA) High where he played baseball (infielder), basketball (guard) and football (quarterback) and graduated in 1992.

## JOHNSON'S MANAGERIAL RECORD

Year	Club	League	Won	Lost	Pct.	Finish
2006	Arkansas	Texas	11	21	.344	3rd <sup>^</sup>
2008	Cedar Rapids	Midwest	72	66	.522	5th/2nd*
2009	Cucamonga	California	61	79	.436	4th/T3rd
2010	Cucamonga	California	78	62	.436	2nd/1st
2011	Salt Lake	Pacific Coast	62	82	.431	4th
2012	Salt Lake	Pacific Coast	73	71	.507	3rd
2013	Salt Lake	Pacific Coast	78	66	.542	1st*
2014	Salt Lake	Pacific Coast	60	84	.417	4th
2016	Salt Lake	Pacific Coast	63	79	.444	4th
2017	Salt Lake	Pacific Coast	72	70	.507	2nd
2018	Salt Lake	Pacific Coast	71	68	.511	2nd
2023	Salt Lake	Pacific Coast	70	79	.470	4th
<b>TOTALS (12 seasons)</b>			<b>771</b>	<b>827</b>	<b>.482</b>	

\*Reached playoffs

<sup>^</sup>Interim Manager

# PLAYER DEVELOPMENT

## MINOR LEAGUE MANAGERS



### WILLIE ROMERO

HIGH-A TRI-CITY

Willie Romero makes his managerial debut in 2024 at the helm of High-A Tri-City after joining the Halos in 2023 as the Hitting Coach with Low-A Inland Empire...In 2022, managed Pericos de Puebla in the Mexican League after a one year (2021) stint as a Hitting Coach with Mariachis de Guadalajara, a Mexican League expansion team...Joined the San Francisco Giants organization in 2018 as the Hitting Coach for the High-A San Jose Giants and became the Fundamentals Coach for the Single-A Augusta Green Jackets in 2019...Managed Leones de Yucatan from 2014-2017 and was named 2016 Baseball Mexico Summer Awards Manager of the Year...In 2013, managed Tigres de Quintana Roo of the Mexican League...Began his managerial career in 2012 when he was named Player-Manager by the Leones de Yucatan, a team he previously played 7 seasons (2003, 2005-2010) for...Romero was signed out of Maracay, Venezuela by the Los Angeles Dodgers in 1993 and spent six seasons (1993-98) in the minor league system...Briefly played in Triple-A for the Arizona Diamondbacks (2001) and Double-A for the Baltimore Orioles (2003)...Continued his playing career in Mexico and Venezuela, playing 14 seasons (1999-2012) in foreign leagues, most prominently with Saraperos de Saltillo and Leones de Yucatan.



### ANDY SCHATZLEY

DOUBLE-A ROCKET CITY

Andy Schatzley returns for his fourth season as a minor league manager in the Angels organization and third year as skipper for Double-A Rocket City... In 2023, the Trash Pandas posted a 58-80 (.420) record and finished third in the Southern League North Division...In his first year as Manager in 2022, led Rocket City to win the North Division with a 81-57 record (.587), the best record in the Southern League, and clinched a playoff berth for the first time in franchise history...Made his managerial debut in 2021 with the High-A Tri-City Dust Devils with a 43-68 (.387) record...He spent eight years (2012-19) as the Associate Head Baseball Coach, Recruiting Coordinator, and Offensive & Defensive Instructor at Harding University...Previously served as an Assistant Coach and Graduate Assistant with Emporia State University and Lubbock Christian University, and coached in two collegiate summer leagues... Holds a Bachelor's Degree in History and a Master's Degree in Organizational Leadership...He played collegiately at Pratt Community College (2004-06) in Pratt, Kansas, and at Lyon College (2006-08) in Batesville, Arkansas.

### SCHATZLEY'S MANAGERIAL RECORD

Year	Club	League	Won	Lost	Pct.	Finish
2021	Tri-City	High-A West	43	68	.387	6th
2022	Rocket City	Southern	81	57	.587	1st
2023	Rocket City	Southern	58	80	.420	3rd
<b>TOTALS (3 seasons)</b>			<b>182</b>	<b>205</b>	<b>.470</b>	

### MARA FORCEY AWARD

The Mara Forcey Award recognizes a member of the minor league staff for their outstanding dedication to the organization.

The award is named after Mara Forcey, an Angels staff member who lost her battle with cancer in 1993. Forcey was a model employee and friend to all.

**2023 Mara Forcey Award Winners:** Edinson Oviedo & Christopher Rodriguez



# PLAYER DEVELOPMENT MINOR LEAGUE MANAGERS



## DAVE STAPLETON

LOW-A INLAND EMPIRE

Dave Stapleton enters his 11th season in the Angels organization and third as Manager at Low-A Inland Empire...Led the team to a second playoff berth in 2023, winning the California League South Division second-half championship in consecutive seasons and finishing the season with a 68-61 (.527) record...In 2022, his first year at the helm, the 66ers finished with a 70-62 record (.530) to win the South Division second-half championship and finished second place overall in the South Division of the California League, making the playoffs...Managed the ACL Angels in 2021 and the team finished with a 29-28 record (.509), fourth in the division...2019

AZL Angels finished the season with a 19-37 record (.339)...In 2017, in his first campaign as Manager of the AZL Angels, the team went 30-26 (.536) and finished second in the East Division...Managed Orem Owlz in Pioneer League from 2014-16 and 2018...In 2016, led Orem to Pioneer League Championship with sweep of Billings in Championship Series...In 2015, led Owlz to a 24-14 first-half record and won the first-half title, but fell in the Pioneer League South division playoff series...Guided Owlz to a 42-33 record (.560) and a playoff berth in 2014, but lost the Championship Series to Billings...Previously coached his alma mater Grand Canyon University for 17 seasons, including more than 10 years as Head Coach with a 256-290 record (.469) with the Antelopes...The GCU softball stadium, Stapleton-Pierson Stadium, is partially named after him...Spent six seasons in the Milwaukee Brewers organization as a left-handed relief pitcher from 1984-89...Pitched 10 Major League games for Milwaukee (1987-88), finishing with a 2-0 record and 3.81 (28.1 IP - 12 ER) career ERA...In 1987, across Double-A, Triple-A and the Majors, went 13-3 with a 3.68 ERA.

## STAPLETON'S MANAGERIAL RECORD

Year	Club	League	Won	Lost	Pct.	Finish
2014	Orem	Pioneer	42	33	.560	2nd*
2015	Orem	Pioneer	41	35	.539	2nd*
2016	Orem	Pioneer	38	38	.500	#T2nd*
2017	AZL Angels	Arizona	30	26	.536	2nd
2018	Orem	Pioneer	22	54	.289	4th
2019	AZL Angels	Arizona	19	37	.339	8th
2021	ACL Angels	Arizona	29	28	.509	4th
2022	Inland Empire	California	70	62	.530	2nd*
2023	Inland Empire	California	68	61	.527	2nd*
<b>TOTALS (9 Seasons)</b>			<b>359</b>	<b>374</b>	<b>.490</b>	

#Won League Championship

\*Reached playoffs



## HAINLEY STATIA

ACL ANGELS

Hainley Statia makes his managerial debut in 2024 with the ACL Angels...The former Angels farmhand served five years as the Angels organization's Roving Infield Coordinator...During the 2017 and 2018 seasons, was Hitting Coach for Milwaukee's Single-A Wisconsin Timber Rattlers...Made coaching debut in 2016 as the Hitting Coach for the Arizona League Brewers...The Curacao native was initially drafted by the Halos in the 9th round of the 2004 draft and played six seasons in the Angels system, reaching as high as Triple-A Salt Lake in 2010...Named as a Mid-Season All-Star in 2006 with Cedar Rapids and

2007 with Rancho Cucamonga...After becoming a minor league free agent prior to the 2011 season, signed with the Milwaukee Brewers and played four more minor league seasons before retiring.



## CHRIS CARPENTER

PITCHING CONSULTANT

Chris Carpenter enters his third year as the Pitching Consultant for the Halos... Prior to joining the Angels, he was a Special Assistant to the GM for St. Louis... He pitched 15 seasons with Toronto (1997-2002) and St. Louis (2004-2012) with a career 144-94 (.605) record...Two-time World Series champion (2006, 2011) and was selected to the All-Star Game three times (2005, 2006, 2010)... NL Comeback Player of the Year (2009), NL ERA leader (2009), NL Cy Young Award winner (2005)...Following his 15-5 (.750) season in 2004, was awarded the Player's Choice Award, The Sporting News Comeback Player of the Year Award and St. Louis BBWAA Comeback Player Award after not playing in the Majors in 2003 due to shoulder surgery...Has 144 career wins and 95 wins with St. Louis, which rank tied for 19th among all-time Cardinals...Ranks fourth in Cardinals franchise history with 1,085 strikeouts (1,697 career total)...His .683 winning percentage ranks fifth all-time among St. Louis pitchers with a minimum of 100 games started...His 10-4 postseason record in 18 career starts tops all Cardinals pitchers in post-season action, and his 10 postseason wins are tied for ninth all-time among MLB pitchers.



## DOM CHITI

PITCHING COORDINATOR

Chiti returns to the Angels as Pitching Coordinator after spending the 2023 season as the New York Mets Bullpen Coach...Was the Angels Bullpen Coach from 2021-2022...Has been involved in professional baseball since 1976 as a player, coach, scout and baseball operations official...He was named the Halos Interim Bullpen Coach prior to the start of the 2021 Spring Training after initially joining the organization as a Special Assistant to the General Manager...Tabbed as the full time Bullpen Coach midway through the 2021 season...Prior to joining the Angels, he completed his third stint with Atlanta where he most recently served as Special Assistant, Scouting for the 2020 season after working as Director of Pitching (2016-17) and Director of Player Development (2017-19)...He served as Orioles Bullpen Coach from 2014-16...In his second stint with Atlanta, he was a Special Assistant to General Manager Frank Wren from 2009-13...During a seven-year stretch with Rangers, he was Bullpen Coach (2006-08), Director of Player Development (2004-05), Major League Advance Scout (2004), and a Special Assistant (2002-03)...His first stint with Atlanta was as a Major League Advance Scout (1996-2001)...He also spent seven seasons with the Cleveland organization; he was Pitching Coach for Triple-A Buffalo in 1995, Major League Advance Scout in 1994, Bullpen Coach from 1992-93 and was a minor league roving instructor from 1989-91...Chiti began his coaching career in Orioles organization as a minor league pitching coach (1982-88)...Played six minor league seasons with Atlanta (1976-80) and Baltimore (1981) after being selected by Braves in second round of 1976 Draft...Attended Raleigh-Egypt HS (Memphis, TN) and New River Community College (Dublin, VA) where he majored in accounting...Is the son of Harry Chiti, who played 10 Major League seasons as a catcher with Chicago Cubs (1950-52, '55-56), Kansas City Athletics (1958-60), Detroit Tigers (1960-61) and New York Mets (1962).

# PLAYER DEVELOPMENT MINOR LEAGUE STAFF



## DERRIN EBERT

ASSISTANT PITCHING COORDINATOR

Derrin Ebert joins the Halos as the Pitching Performance Coordinator...Spent nine years (2012-20) with Cincinnati in various roles, including Major League coach in 2018 and Manager of their Rookie League Greeneville Reds (2020)... Selected by Atlanta in the 18th round of the 1994 free-agent draft, Ebert made all five of his Major League appearances for the Braves in 1999 at the age of 22...Also pitched in the Royals, Diamondbacks, Cubs, Brewers and Red Sox minor league systems...Retired as a professional player following the 2005 season...Received his associate of arts degree from Estrella Mountain

College in 2008 and a bachelor's in secondary education (history) from Arizona State University in December 2009...Appeared in the 2011 movie *Moneyball*, playing former Oakland Athletics pitcher Mike Money.



## BEN FRANCISCO

OUTFIELD/BASERUNNING COORDINATOR

Ben Francisco enters his eighth season in the Angels organization and second as the Outfield and Baserunning Coordinator...Francisco spent three years (2020-2022) as a Special Assistant to the General Manager focusing on all scouting elements for the organization, and four years (2016-19) as a Pro Scout...A Southern California native, Francisco, 42, was drafted by Cleveland in the fifth round of the 2002 draft out of the University of California, Los Angeles...He made his debut May 1, 2007 and would go on to enjoy a seven-year big league career with Cleveland, Philadelphia, Toronto, Houston,

Tampa Bay and New York (A.L.)...Over the course of 563 Major League games, Francisco hit .253 (400/1579) with 50 home runs and 190 RBI, including consecutive 30 doubles/15 home run seasons in 2008 and 2009...The former outfielder would also made three different trips to the postseason, including the 2009 World Series with the Phillies (Yankees won the Series in six games)...Francisco prepped at Servite High School (Anaheim, CA), which sits less than 10 miles from Angel Stadium.



## MIKE GALLEGO

INFIELD COORDINATOR

2024 represents Gallego's ninth season with the Angels organization...He was previously the Player Development Staff Coach (2023) and Major League Field Coordinator (2022) after two seasons (2020-21) as Bench Coach for the Angels...Served as the Club's Third Base and Infield Coach in 2019...From 2016-18, was the Angels Director, Baseball Development...In 2009-15, served as Athletics Third Base Coach, which included three trips to the postseason (2012, 2013 & 2014)...Joined the A's following nine seasons (2000-08) working in the Rockies organization...From 2005-08, served on the Rockies' Major League staff

as Third Base and Infield coach...Began coaching career as Red Sox minor league infield instructor in 1999...Played 13 Major League seasons with A's (1985-91, '95), Yankees (1992-94) and Cardinals (1996-97), compiling a .239 (700/2931) average with 111 doubles, 12 triples, 42 home runs and 282 RBI...Fashioned a .986 career fielding percentage at second base over 2,642 total chances...Played in four career postseasons, including trips to three straight World Series with Oakland (1988-90)... Was a member of 1989 World Series Champion A's...Originally drafted by Oakland in second round of 1981 First Year Player Draft...Played collegiately at University of California, Los Angeles (UCLA) for three years after prepping at St. Paul High School (Santa Fe Springs, CA - 17 miles from Angel Stadium)...He and wife, Caryn, have twin sons, Joe and Nicholas "Niko" and a daughter, Ali, and reside in Scottsdale, AZ... Son, Niko, also played college baseball at UCLA and played in 2010 College World Series Finals against South Carolina...Niko was selected by Diamondbacks in 27th round of 2010 First-Year Player Draft and went on to play five seasons of professional baseball...Uncle of Dodgers catcher Austin Barnes...Full name is Michael Anthony Gallego.

# PLAYER DEVELOPMENT MINOR LEAGUE STAFF



## EDDIE GUARDADO

SPECIAL ASSISTANT,  
PLAYER DEVELOPMENT

Long time Twins veteran Eddie Guardado returns as the Special Assistant, Player Development...Previously, Guardado served as the Bullpen Coach for the Twins for 4 seasons (2015-18)...Played 17 seasons with Minnesota, Seattle, Cincinnati and Texas, earning the nickname “Everyday Eddie” for pitching in 908 games during that span...Inducted into Twins Hall of Fame in 2013...Named one of “50 Great Twins” in 2019...During his 12 seasons with the Minnesota Twins (1993-2003, 2008) he went 37-48 with 4.35 ERA (704.2 IP, 355 ER) in 648 career games, the most in franchise history...Ranks fourth on Twins all-time list in saves (116)...Named to A.L. All-Star team in 2002 and '03...Ranks 24th in baseball's all-time list in games pitched (908).



## BILL HASELMAN

CATCHING COORDINATOR

2024 represents his third with the Angels organization and first as Minor League Catching Coordinator...Previously served as Major League Third Base Coach (2023) and Catching Coach (2022)...Also in 2022, was acting manager for two games (0-2) against Houston and Miami while Phil Nevin was serving his suspension...Prior to joining the Halos, spent previous eight season (2014-21) in various roles with the Dodgers...In 2012, joined the Angels organization as Manager of Single-A Inland Empire and guided the 66ers to a California League title...Was the minor league catching instructor for the Red Sox in 2011...After a three-year stint away from professional baseball, rejoined coaching ranks with the Rangers in 2010 as the Manager of Single-A Bakersfield...From 2004-06, held various coaching positions at the Major League level with the Red Sox...Was named Interim First Base Coach for Boston during their 2004 World Series championship...13-year Major League veteran, compiled a .259 (416/1606) lifetime average with 47 home runs and 210 RBI with the Rangers, Mariners, Red Sox and Tigers primarily as a catcher...Selected 23rd overall in 1987 by the Texas Rangers out of UCLA where he was a dual-sport athlete, playing both baseball and football...Was the backup quarterback for the Bruins behind Troy Aikman...Was a walk-on to the baseball team...Prepped at Saratoga High School (Saratoga, CA).



## JACK HOWELL

PLAYER DEVELOPMENT STAFF COACH

Former Angels infielder Jack Howell returns for his ninth season with the Halos organization and first as Player Development Staff Coach...Howell managed High-A Tri-City for the past two seasons (2022-23) where the Dust Devils went 58-72 (.446), finishing fifth in the Northwest League in 2023...Tri-City posted a combined 116-143 (.448) record during his tenure...Prior to Tri-City, he managed Low-A Inland Empire for one season, posting a 56-61 (.479) record... He has also managed at Single-A Burlington for two years (2018-19)...In his second season as Manager of Burlington, saw Club go 66-74 (.471) and was voted the Angels Minor League Manager of the Year...Was the organization's Field Coordinator in 2016 and 2017, after spending the previous four years (2012-15) as Field Coordinator for the Seattle Mariners...In 2011, held title of Minor League Hitting Coordinator in the Florida Marlins system... Worked in Arizona Diamondbacks organization for nine seasons (2002-10) including two seasons as the Major League Hitting Coach (2009-10)...Served as the Diamondbacks Minor League Field Coordinator from 2005-08 after a season as the Minor League Hitting Coordinator in 2004...Was hitting coach at Triple-A Tucson in 2003...Managed Adv.-Rookie Missoula in Pioneer League in 2002, leading the Osprey to a 35-41 record...Had an 11-year Major League playing career with Angels (1985-91, '96-97), Padres (1991) and Astros (1998-99)...Hit .239 (632/2639) with 108 home runs and 337 RBI in 941 career MLB games...Played four seasons in Japan with Yakult (1992-94) and Yomiuri (1995) and hit 100 home runs, including a league-leading 38 homers in 1992 for the Swallows... Was named the Nippon Professional Baseball Central League MVP in 1992, becoming one of four American-born players to win the award...In 1993 helped lead Yakult to Japan Series championship... Originally signed by the Angels in 1983 as a non-drafted free agent out of the University of Arizona where he played one season, following two years at Pima Community College (Tucson)...Howell is a member of the University of Arizona Sports Ring of Honor and was inducted into the Pima Community College Athletics Hall of Fame...His father Jack Sr., played basketball at the University of Arizona from 1948-52 and helped lead the Wildcats to three postseason appearances...His mother, Melba, is in the Pima County (AZ) Sports Hall of Fame as a bowler.



# PLAYER DEVELOPMENT MINOR LEAGUE STAFF



## TONY JARAMILLO

HITTING COORDINATOR

Tony Jaramillo enters his third year with the Angels as Minor League Hitting Coordinator...Prior to joining the Angels, he was the Assistant Hitting Coach with the Cincinnati Reds for three years (2016-18)...Jaramillo spent eight seasons (2008-2015) as a hitting coach in the Reds minor league system and three years with Detroit as a hitting instructor for the Class-A team...As a player, was signed by Texas in 1998 as non-drafted free agent and spent two seasons playing for a Rangers rookie affiliate team before playing four years in independent leagues.



## JOE KRUZEL

FIELD COORDINATOR

2024 is Kruzel's third year as Field Coordinator for the Angels...Previously, Kruzel was the Manager for Double-A Springfield in the Cardinals system for two seasons (2019-20)...He was part of the Cardinals minor league staff for 13 seasons, eight years (2013-2020) as the Manager and five years as a Hitting Coach for Quad Cities (Class-A)...Prior to the Cardinals, he spent two years (2006 and 2007) with Cincinnati as the Hitting Coach for the Gulf Coast League Reds and the Manager at Billings...A veteran collegiate coach, Kruzel has served as the Assistant Baseball Coach at Miami (Ohio) University in 2005 and 15 seasons (1989-2003) at the University of Toledo as the Assistant Baseball Coach and Head Coach... He was named Mid-American Conference Coach of the Year in 1999...In addition to his coaching career, Kruzel played second base at Toledo from 1985-1988...Kruzel was elected into the Toledo City Athletic League Hall of Fame in 2018 and the Toledo Central Catholic High School Hall of Fame in April 2020.



## PHIL PLANTIER

HITTING COORDINATOR

Plantier returns to the Halos in 2024, joining Tony Jaramillo as Minor League Hitting Coordinator...Was Assistant Major League Hitting Coach in 2023, after serving as Miami's Triple-A Jumbo Shrimp's Hitting Coach in 2021 and 2022... Joined Miami following three seasons (2018-20) in the Yankees organization, each as Triple-A Scranton/Wilkes-Barre's Hitting Coach...In 2019, the RailRiders ranked second in the International League in average (.277) and home runs (212)...Served as Padres' Hitting Coach from 2012-14...In first season as San Diego's Hitting Coach, improved the Club's totals in several offensive categories, including average, OBP, slugging, runs and home runs (30 more home runs in 2011)...Served as Hitting Coach and Interim Manager for San Diego's Single-A Lake Elsinore Storm in 2011...Led the Club to it's first Cal League championship since 2001...Spent previous three seasons (2008-10) with the Mariners organization as Hitting Coordinator (2010), Double-A Tennessee's Manager (2009) and a coach for Double-A Tennessee (2008)...Originally selected by the Red Sox in the 11th round of the 1987 First-Year Player Draft...Went on to play in parts of eight Major League seasons, posting a .243 (457/1883) with 90 doubles, 91 home runs and 292 RBI in 610 games with the Red Sox (1990-92), Padres (1993-95, 1997), Astros (1995), A's (1996), and Cardinals (1997)...91 home career home runs are the most ever by a New Hampshire-born player...Finished in the Top 10 of the A.L. Rookie of the Year voting after batting .331 (86/349) with seven doubles, a triple, 11 home runs and 35 RBI in 53 games for Boston...Phillip Alan Plantier...He and wife, Jennifer have three children: Ryan, Tyler and Emily, who is married to Tyler Nevin (Baltimore Orioles INF and son of Phil Nevin)...Following playing career, earned bachelor's degree social science from Cal State San Marcos.

# PLAYER DEVELOPMENT MINOR LEAGUE STAFF



## ERICK SALCEDO

LATIN AMERICAN FIELD  
COORDINATOR

Salcedo returns for his fourth year as a coach within the Angels minor league system...He has spent the last two seasons as the Arizona and Latin American Field Coordinator, after serving one year (2021) as coach for the Angels ACL team...As a player, he totaled 10 minor league seasons after signing with the Angels in 2010 out of Venezuela...He was traded to Baltimore in 2016, playing three seasons in the Orioles minor league system...Salcedo was signed back by the Angels in 2019 and spent the season playing for Double-A Mobile and Triple-A Salt Lake.



## ROBERT O. FISHEL AWARD

The Robert O. Fishel Award, named after the longtime baseball executive, goes to the “active, non-uniformed representative of MLB whose ethics, character, dedication, service, professionalism and humanitarianism best represent the standards propounded by Robert O. Fishel.” Fishel, an executive with the Cleveland Indians, St. Louis Browns, New York Yankees and A.L. Office, was the inaugural Award winner in 1981. All-time honorees are:

1981 – Robert O. Fishel, American League  
1982 – Robert W. Brown, Baltimore Orioles  
1983 – Larry Shenk, Philadelphia Phillies  
**1984 – Arthur E. (Red) Patterson, Angels**  
1985 – Jim Ferguson, Cincinnati Reds  
1986 – Fred Claire, Los Angeles Dodgers  
1987 – Jim Toomey, St. Louis Cardinals  
1988 – Tom Mee, Minnesota Twins  
1989 – Donald Davidson, Houston Astros  
1990 – Ned Colletti, Chicago Cubs  
1991 – Phyllis K. Merhige, American League  
1992 – Richard Griffin, Montreal Expos  
1993 – John Blake, Texas Rangers  
1994 – Katy Feeney, National League  
1995 – Howard Starkman, Toronto Blue Jays  
1996 – Bill Guilfoile, Baseball Hall of Fame  
1997 – Dick Bresciani, Boston Red Sox  
1998 – Jay Horwitz, New York Mets  
1999 – Bob DiBiaso, Cleveland Indians  
**2000 – Tim Mead, Angels**  
2001 – Rob Matwick, Houston Astros  
2002 – Mike Swanson, Arizona Diamondbacks

2003 – Rick Vaughn, Tampa Bay Devil Rays  
2004 – Jeff Idelson, Baseball Hall of Fame  
2005 – Randy Adamack, Seattle Mariners  
2006 – Rob Butcher, Cincinnati Reds  
2007 – Richard Levin, Major League Baseball  
2008 – Scott Reifert, Chicago White Sox  
2009 – Pat Courtney, Major League Baseball  
2010 – Jay Alves, Colorado Rockies  
2011 – Jim Trdinich, Pittsburgh Pirates  
2012 – Staci Slaughter, San Francisco Giants  
2013 – Tim Hevly, Seattle Mariners  
2014 – Jason Zillo, New York Yankees  
2015 – Brian Bartow, St. Louis Cardinals  
2016 – Bart Swain, Cleveland Indians  
2017 – Gene Dias, Houston Astros  
2018 – Josh Rawitch, Arizona Diamondbacks  
2019 – Tyler Barnes, Milwaukee Brewers  
2020 – Dustin Morse, Minnesota Twins  
2021 – Mike Teevan, Major League Baseball  
2022 – Kevin Gregg, Philadelphia Phillies  
2023 – Rich Rice, Texas Rangers

# PLAYER DEVELOPMENT

## 2023 IN REVIEW

### ANGELS ORGANIZATIONAL PLAYERS OF THE YEAR

Minor League Player of the Year ..... Nelson Rada  
 Minor League Pitcher of the Year ..... Jorge Marcheco

#### SALT LAKE BEES (70-79)



FINAL STATS ▶

The Salt Lake Bees, led by manager **Keith Johnson**, finished in fourth place in the West Division of the Pacific Coast League.

- INF **Michael Stefanic** won the 2023 Minor League Baseball batting title after finishing the year hitting .365 (139/381) while also leading the PCL with a franchise record .463 on-base percentage. Earlier in the season, Stefanic set a Salt Lake franchise record reaching base safely (via H, BB or HBP) in 62 consecutive games from Sept. 2, 2022 - June 8, 2023.
- OF **Jordyn Adams** set a franchise record with 44 stolen bases and became the first Salt Lake player ever to lead the Pacific Coast League in stolen bases.
- OF **Jo Adell** was named PCL Player of the Week for April 3-9. Adell set a Salt Lake franchise record by homering in six consecutive games from April 4-9; Adell totalled seven HR during streak and collected 12 RBI.
- OF **Trey Cabbage** tied for PCL lead in home runs (30), finished top five in slugging (.596 - 2nd), OPS (.975 - 2nd), XBH (58 - T2nd), and total bases (249 - 4th).

#### ROCKET CITY TRASH PANDAS (58-80)



FINAL STATS ▶

- The Rocket City Trash Pandas, managed by **Andy Schatzley**, finished third overall in the North Division in 2023, their third season in Madison, AL.
- INF **Kyren Paris** was selected as a 2023 Southern League All-Star and represented the Trash Pandas and Angels at the SiriusXM All-Star Futures Game along with former teammate **C Edgar Quero**. Paris led the Trash Pandas (min. 350 PA) in batting average (.255), OBP (.393), slugging (.417), OPS (.810), hits (106), walks (88), total bases (173), runs (79), and stolen bases (44).
- RHP **Brett Kerry** ranked top 10 in the league in ERA (3.88 - 6th), innings pitched (118.1 - 9th), batting average (.226 - 4th), WHIP (1.18 - 4th), and winning percentage (.600 - T4th).
- RHP **Kenyon Yovan** finished tied for third-most in the Southern League with 10 saves.
- OF **Orlando Martinez** was named Player of the Month for April. Martinez slashed .333/.380/.611 during the month and led the league in average (.333), hits (24), total bases (44), triples (3), and RBI (19).



2023 Angels Minor League Player of the Year Nelson Rada

# PLAYER DEVELOPMENT

## 2023 IN REVIEW

### TRI-CITY DUST DEVILS (58-72)



FINAL STATS ▶

The Tri-City Dust Devils, led by manager **Jack Howell**, finished in fifth place in High-A Northwest.

- C/OF **Gustavo Campero** was named Northwest League Player of the Month for July. Campero batted .407/.493/.833 during the month and led the league in average (.407), RBI (18), triples (2), OBP (.493), slugging (.833), and OPS (1.326). He ranked third in doubles (7), fourth in total bases (45), and sixth in home runs (4), and recorded seven multi-hit games in 17 games. Campero also finished 2023 leading Tri-City in homers (12).
- INF **Gabe Matthews** was named the Northwest League Player of the Week May 29 - June 4. Matthews batted .421 (8/19) with five runs, one double, one home run, and five RBI during the week.
- RHP **Chase Chaney** finished top five in Northwest League in ERA (3.63 - 2nd), winning percentage (.538 - 2nd), WHIP (1.32 - 2nd), innings pitched (111.2 - 3rd), and opponent batting average (.259 - 4th).

### INLAND EMPIRE 66ERS (68-61)



FINAL STATS ▶

The Inland Empire 66ers, led by manager **Dave Stapleton**, won the South Division second-half championship and finished in fourth place overall in the California League.

- OF **Jadiel Sanchez** tied for league lead in triples (10) and ranked top 10 in the California League in batting average (.297 - 3rd), slugging (.475 - 3rd), OPS (.853 - 3rd), total bases (181 - 3rd), and RBI (66 - T6th).
- OF **Nelson Rada** led the California League in runs (94) and stolen bases (55). Rada ranked amongst the best hitters, finishing top 10 in hits (121 - 2nd), walks (73 - 3rd), batting average (.276 - 5th), OBP (.395 - 6th), and triples (6 - 7th).
- RHP **Walbert Urena** finished ninth in the California League in innings pitched (98.2) and strikeouts (97). Urena was named California League Player of the Week for Aug. 21 - 27.

### ACL ANGELS (26-30)



FINAL STATS ▶

The Arizona Complex League Angels were managed by **Ever Magallanes** and finished in fifth place in the ACL East Division.

- INF **Capri Ortiz** led the league with 30 stolen bases, and also led the ACL Angels in runs (39) and hits (53).
- OF **Luis Torres** was named ACL Player of the Week for June 12 - 18. Torres batted .565 (13/23) with six runs scored, one double, one triple, one home run, five RBI, and recorded a 1.426 OPS.
- C **Dario Laverde** led the team in batting average (.306), RBI (32), OBP (.419), slugging percentage (.455), and OPS (.874).

### DSL ANGELS (37-18)



FINAL STATS ▶

The Dominican Summer League Angels, managed by **Héctor de la Cruz**, finished in second place in the South Division and clinched a Wild Card playoff appearance.

- OF **Kevyn Castillo** led the DSL in hits (69) while ranking second in batting average (.371) and tied for the lead in triples (7). Castillo led the team in RBI (35), OBP (.478), slugging (.548), OPS (1.026), doubles (10), stolen bases (23), XBH (20), total bases (102), runs (44), and walks (40).
- RHP **Adrian Acosta** topped the DSL in ERA (1.17), and led the DSL Angels in strikeouts (64) and opponent batting average (.174).



# PLAYER DEVELOPMENT AWARD WINNERS

## ANGELS 2023 ORGANIZATIONAL LEADERS

<b>BATTING*</b>	<b>CLUB(S)</b>	<b>AVG</b>	<b>INNING PITCHED</b>	<b>CLUB(S)</b>	<b>IP</b>
Kewyn Castillo	DSL	.371	Jake Kalish	SL	137.2
Michael Stefanic	SL	.365	Brett Kerry	RC/SL	135.0
Athanael Duarte	DSL	.311	Jorge Marcheco	IE/TC	121.2
Trey Cabbage	SL	.306	César Valdez	SL	114.0
Dario Laverde	ACL	.306	Chase Chaney	TC/RC	113.2
Anthony Scull	ACL	.300	Michael Darrell-Hicks	IE/TC/RC	109.0
Jadiel Sanchez	IE	.297	Leonard Garcia	IE	102.0
Luis Torres	ACL/IE	.291	Kenny Rosenberg	SL	100.0
Felix Morrobel	DSL	.286	Walbert Urena	IE	98.2
Nelson Rada	IE	.276	Robinson Pina	TC/RC/SL	97.1

<b>HOME RUNS</b>	<b>CLUB(S)</b>	<b>HR</b>	<b>WINS</b>	<b>CLUB(S)</b>	<b>WINS</b>
Trey Cabbage	SL	30	Jorge Marcheco	IE/TC	10
Jo Adell	SL	24	Mason Albright	IE	9
Jordyn Adams	SL	15	Jhonathan Diaz	SL	9
David Calabrese	RC	15	Jake Kalish	SL	9
Matt Coutney	IE/TC	15	Brett Kerry	RC/SL	8

<b>RBI</b>	<b>CLUB(S)</b>	<b>RBI</b>	<b>SAVES</b>	<b>CLUB(S)</b>	<b>SV</b>
Trey Cabbage	SL	89	Kenyon Yovan	RC/SL	10
Jack López	SL	74	Ruben Castillo	DSL	9
Matt Coutney	IE/TC	71	Kelvin Caceres	TC/RC/SL	8
Orlando Martinez	RC/SL	70	Nick Jones	TC/RC/SL	8
Arol Vera	TC/RC	68	Ryan Langford	IE	6

<b>STOLEN BASES</b>	<b>CLUB(S)</b>	<b>SB</b>	<b>STRIKEOUTS</b>	<b>CLUB(S)</b>	<b>SO</b>
Nelson Rada	IE	55	Michael Darrell-Hicks	IE/TC/RC	124
Jeremy Arocho	IE	47	Jorge Marcheco	IE/TC	124
Jordyn Adams	SL	44	Brett Kerry	RC/SL	122
Kyren Paris	RC	44	Kenny Rosenberg	SL	120
Joe Stewart	TC	42	Sammy Natera Jr.	TC/RC	118

## ANGELS INDIVIDUAL HONORS

Adrian Acosta, RHP	Dominican Summer League All-Star
Jo Adell, OF	MilB.com Organization All-Star Pacific Coast League All-Star Pacific Coast League Player of the Week (April 3-9)
Mason Albright, LHP	Northwest League Pitcher of the Week (July 3-9)
Sadiel Baro, LHP	Dominican Summer League Pitcher of the Week (July 3-9)
Trey Cabbage, INF	MilB.com Organization All-Star Pacific Coast League All-Star
Kelvin Caceres, RHP	MilB.com Organization All-Star
Gustavo Campero, C	Northwest League Player of the Month (July)
Kewyn Castillo, OF	MilB.com Organization All-Star
Ruben Castillo, RHP	Dominican Summer League Pitcher of the Year Dominican Summer League All-Star

# PLAYER DEVELOPMENT AWARD WINNERS

## ANGELS INDIVIDUAL HONORS [CONTINUED]

Matt Coutney, INF	California League Player of the Week (May 22-28)
Davis Daniel, RHP	Arizona Fall League Player of the Week (October 9-15)
	Arizona Fall League Fall Star
Michael Darrell-Hicks, RHP	California League Pitcher of the Week (May 22-28)
Jonathan Fierro, Trainer	Pacific Coast League Trainer of the Year
David Fletcher, INF	MilB.com Organization All-Star
Bubba Hearn, Clubhouse Manager	Southern League Home Clubhouse Attendant of the Year
Joel Hurtado, RHP	Northwest League Pitcher of the Week (July 17-23)
Jeremiah Jackson, INF	Southern League Player of the Week (Apr. 24-30 & June 19-25)
Brett Kerry, RHP	Southern League Pitcher of the Month (August)
Masa Koyanagi, Trainer	Northwest League Trainer of the Year
Dario Laverde, C	MilB.com Organization All-Star
Luis Ledo, RHP	Pacific Coast League Pitcher of the Week (June 12-18)
Jorge Marcheco, RHP	MilB.com Organization All-Star
Alex Martinez, RHP	Arizona Complex League All-Star
Orlando Martinez, OF	Southern League Player of the Month (April)
Gabe Matthews, INF	Northwest League Player of the Week (May 29-June 4)
Haminton Mendez, RHP	Dominican Summer League Pitcher of the Week (June 26-July 2)
Sammy Natera Jr., LHP	MilB.com Organization All-Star
Zach Neto, INF	Southern League Player of the Week (April 10-16)
Kevin Padlo, INF	MilB.com Organization All-Star
Kyren Paris, INF	Southern League All-Star
	Futures Game Selection
Edgar Quero, C	Futures Game Selection
Nelson Rada, OF	Baseball America, Minor League Player of the Year
	MilB.com Organization All-Star
	Minor League Gold Glove Award
Jadiel Sanchez, OF	California League All-Star team
Jimmy Sanchez, Coach	California League Strength & Conditioning Coach of the Year
Chase Silseth, RHP	Pacific Coast League Pitcher of the Week (April 3-9)
Julian Smith, LHP	Northwest League Pitcher of the Month (September)
Michael Stefanic, INF	Pacific Coast League All-Star
	MilB.com Organization All-Star
Luis Torres, INF	Arizona Complex League Player of the Week (June 12-18)
Walbert Urena, RHP	Northwest League Pitcher of the Week (August 21-27)

# PLAYER DEVELOPMENT AWARD WINNERS

## PRESTON GOMEZ MINOR LEAGUE MANAGER OF THE YEAR AWARD

The Preston Gomez Minor League Manager of the Year Award was established in 2009 in memory of a man who devoted over 65 years of his life to professional baseball. Preston spent his last 28 years in baseball with the Angels, first as a Major League coach and later as a special assistant to the General Manager. This award given in his honor is determined by members of the Angels Baseball Operations staff. It recognizes one of the organization's seven minor league managers for a standard of excellence in the areas of leadership, player development and professionalism exhibited throughout the course of the season. Past winners:

2009 — Tom Kotchman	2014 — Carson Vitale	2019 — Jack Howell
2010 — Charlie Romero	2015 — Dave Stapleton	2020 — <i>No Minor League season</i>
2011 — Ty Boykin	2016 — Keith Johnson	2021 — Andy Schatzley
2012 — Mike Micucci	2017 — Hector De La Cruz	2022 — Dave Stapleton
2013 — Denny Hocking	2018 — Ryan Barba	2023 — Hector De La Cruz

## KENNY MYERS MEMORIAL MINOR LEAGUE PLAYER OF THE YEAR AWARD

The Kenny Myers Memorial Award is given each year to the minor league player judged best in the Angels organization. Myers, who joined the Angels in 1969 as a scout and minor league hitting instructor, died in July of 1972. From 2001-2019, a minor league Defensive Player of the Year was also selected. Past winners:

1972 — Doug Howard (INF)	2001 — Jose Fernandez (INF)/Alfredo Amezaga (DEF.)
1973 — Frank Tanana (LHP)	2002 — Robb Quinlan (OF)/Jose Molina (C; DEF.)
1974 — Bruce Bochte (OF-1B)	2003 — Alberto Callaspo (INF)/Dallas McPherson (INF)/Jeff Mathis (C; DEF.)
1975 — Dave Collins (OF)	2004 — Dallas McPherson (INF)/Casey Kotchman (INF; DEF.)
1976 — Willie Aikens (1B)	2005 — Brandon Wood (INF)/Howard Kendrick (INF)/Jeff Mathis (C; DEF.)
1977 — Rance Mulliniks (INF)	2006 — Sean Rodriguez (INF)/Jeff Mathis (C; DEF.)
1978 — Bob Clark (OF)	2007 — Chris Pettit (OF)/Hainley Statia (INF; DEF.)
1979 — Mike Bishop (1B)	2008 — Freddy Sandoval (INF)/Efren Navarro (INF; DEF.)
1980 — Daryl Sconiers (1B)	2009 — Alexi Amarista (INF)/Peter Bourjos (OF; DEF.)
1981 — Tom Brunansky (OF)	2010 — Mark Trumbo (INF)/Gabriel Jacobo (INF; DEF.)
1982 — Steve Lubratich (INF)/Dick Schofield (INF)	2011 — Kole Calhoun (OF)/Efren Navarro (INF; DEF.)
1983 — Mike Brown (OF)	2012 — Kaleb Cowart (INF)/Efren Navarro (INF; DEF.)
1984 — Wally Joyner (INF)	2013 — Zach Borenstein (OF)/Eric Stamets (INF; DEF.)
1985 — Reggie Montgomery (OF)	2014 — Alex Yarbrough (INF)/Jett Bandy (C; DEF.)
1986 — Dante Bichette (OF)/Willie Fraser (RHP)	2015 — Kaleb Cowart (INF)/Sherman Johnson (INF; DEF.)
1987 — Bryan Harvey (RHP)	2016 — Michael Hermosillo (OF)/Jose Briceno (C; DEF.)
1988 — Colin Charland (LHP)/Jeff Manto (INF)	2017 — Jahmai Jones (OF)/David Fletcher (INF; DEF.)
1989 — Glenn Carter (RHP)/Bobby Rose (INF)	2018 — Jo Adell (OF)/Brandon Marsh (OF; DEF.)
1990 — Marcus Moore (RHP)	2019 — Jeremiah Jackson (INF)/Brandon Marsh (OF; DEF.)
1991 — Don Vidmar (RHP)/Mark Howie (INF)	2020 — <i>No Minor League season</i>
1992 — John Fritz (RHP)/Tim Salmon (OF)	2021 — Brendon Davis (INF)
1993 — Mark Sweeney (OF)/Bryan Harris (LHP)	2022 — Edgar Quero (C)
1994 — Todd Greene (C)/Andrew Lorraine (LHP)	2023 — Nelson Rada (OF)
1995 — Todd Greene (C)/Jason Dickson (RHP)	
1996 — Larry Barnes (INF)/Dennis Springer (RHP)	
1997 — Norm Hutchins (OF)/Ramon Ortiz (RHP)	
1998 — Troy Glaus (INF)/Steve Fish (RHP)	
1999 — Larry Barnes (INF)/Scot Shields (RHP)	
2000 — Gary Johnson (OF)/John Lackey (RHP)	

# PLAYER DEVELOPMENT AWARD WINNERS

## HOWIE GERSHBERG MINOR LEAGUE PITCHER OF THE YEAR AWARD

The Angels Minor League Pitcher of the Year award has been re-named the “Howie Gershberg Minor League Pitcher of the Year” Award after the Angels late minor league pitching instructor. Gershberg joined the Angels farm system in 1985 and during his tenure, served as a minor league pitching coach and coordinator. He served the organization faithfully for 19 seasons before succumbing to cancer on Nov. 19, 2003. Gershberg’s playing career included stints with the Brooklyn Dodgers and New York Giants in the 1950’s. He had a passion for the game and dedicated his life to working with and developing quality pitchers including: John Franco, Chuck Finley, Troy Percival, Scot Shields, John Lackey and Francisco Rodriguez. Past winners:

2000 — John Lackey	2012 — Nick Maronde
2001 — Bart Miadich	2013 — Mike Morin
2002 — Mickey Callaway	2014 — Cam Bedrosian
2003 — Ervin Santana	2015 — Greg Mahle
2004 — Steven Shell	2016 — Keynan Middleton
2005 — Joe Saunders	2017 — Jaime Barria
2006 — Joe Saunders	2018 — José Suarez
2007 — Sean O’Sullivan	2019 — Hector Yan
2008 — Anthony Ortega	2020 — <i>No minor league season</i>
2009 — Trevor Reckling	2021 — Reid Detmers
2010 — Tyler Chatwood	2022 — Eric Torres
2011 — Matt Shoemaker	2023 — Jorge Marcheco

## AARON COX AWARD

The Aaron Cox Award was established in 2018 and is given annually to the minor league player voted as the best teammate - one who enriches the lives of those around him. This award is for the player who best exemplifies selflessness, persistence, enthusiasm, and commitment to a well-reasoned process and continued growth regardless of circumstance and spreads these attributes to all those he touches. Past winners:

2018 — Jeremy Beasley	2021 — Braxton Martinez
2019 — Brandon Marsh	2022 — Starlin Gill
2020 — Jack Kruger	2023 — Jose Reyes

## NICK KAMZICK SCOUT OF THE YEAR AWARD

The Nick Kamzic Award is given annually to the Angels’ scout who epitomizes the dedication, perseverance and excellence demonstrated by the award’s namesake. Nick Kamzic, a Chicago-based scout in the Angels’ organization for 39 seasons, joined the franchise in its initial 1961 season (he proudly called himself “Mr. Autry’s first hire”) and continued scouting for the Angels through the 1999 season. Named the National Scout of the Year (Midwest) in 1996, he passed away from heart failure, Dec. 12, 2000, one week before his 82nd birthday. Like the many hard-working and dedicated scouts who proudly represent baseball throughout the nation, the following individuals demonstrate those special qualities that have earned them recognition as the Angels’ Scout of the Year:

1996 — Moose Stubing	2010 — Greg Morhardt
1997 — Darrell Miller	2011 — John Gracio
1998 — Tony LaCava	2012 — Ralph Reyes
1999 — Tom Burns	2013 — Joel Murrie
2000 — Tim Corcoran	2014 — Nick Gorneault
2001 — Marc Russo/Leo Perez	2015 — Brandon McArthur
2002 — Kevin Ham	2016 — Ric Wilson
2003 — Clay Daniel/Rich Schlenker	2017 — Ryan Leahy
2004 — Mike Silvestri/Dale Sutherland	2018 — Brian Tripp
2005 — Ron Marigny/Brad Sloan	2019 — Jason Baker/Chris McAlpin
2006 — Jack Uhey/Jeff Schugel	2020 — <i>Award not presented</i>
2007 — Tom Kotchman	2021 — Brandon McArthur
2008 — Chris McAlpin	2022 — Nick Gorneault
2009 — Scott Richardson	2023 — Doug Witt



# PLAYER DEVELOPMENT

## DRAFT SELECTIONS 2023

### ANGELS 2023 DRAFT SELECTIONS

RD	PLAYER	POS.	B/T	HT.	WT.	BORN	SCHOOL/(HOMETOWN)
1 (11)	Nolan Schanuel	1B	L/R	6-4	220	2/14/02	Florida Atlantic University (Boca Raton, FL)
3	Alberto Rios	3B	R/R	6-0	200	3/19/02	Stanford University (Lynnwood, CA)
4	Joseph Redfield	OF	L/R	6-2	200	10/18/01	Sam Houston University (Waco, TX)
5	Chris Clark	RHP	R/R	6-4	200	8/14/01	Harvard University (Reston, VA)
6	Camden Minacci	RHP	L/R	6-3	220	1/14/02	Wake Forest University (Orlando, FL)
7	Cole Fontenelle	3B	S/R	6-3	205	3/11/02	Texas Christian University (Kirkland, WA)
8	Barrett Kent	RHP	R/R	6-4	215	9/29/04	Pottsville HS (Denison, TX)
9	Chase Gockel	RHP	R/R	6-1	195	1/1/00	Quincy University (Chesterfield, MO)
10	Christopher Barraza	RHP	R/R	6-0	195	12/3/99	University of Arizona (Tucson, AZ)
11	John Wimmer	SS	R/R	6-1	170	3/21/05	Rock Hill HS (Rock Hill, SC)
12	Sam Brown	1B	L/L	6-2	220	9/12/01	Washington State Univ. (Santa Rosa, CA)
13	Riley Bauman	RHP	L/R	6-0	190	8/30/02	Abilene Christian Univ. (San Angelo, TX)
14	Zach Joyce	RHP	R/R	6-5	220	9/17/00	University of Tennessee (Knoxville, TN)
15	Caleb Ketchup	SS	R/R	5-10	160	1/4/02	Lipscomb University (Jonesboro, GA)
16	Rio Foster	OF	R/R	6-3	205	6/18/03	Florence-Darlington Tech (Athens, GA)
17	Logan Britt	RHP	R/R	6-5	220	7/16/00	Abilene Christian Univ. (Fort Worth, TX)
18	Dalton Kendrick	LHP	L/L	6-5	250	9/26/00	University of Memphis (Southaven, MS)
19	Raudi Rodriguez	OF	R/R	6-0	190	7/7/03	Georgia Premier Academy (San Pedro de Macoris, DR)
20	Mac McCroskey	SS	R/R	6-1	180	12/31/99	Oral Roberts University (Conway, AR)

(Bold indicates signed player)

## ANGELS MINOR LEAGUE AFFILIATE HISTORY

Triple-A	Double-A	High-A	Low-A
Salt Lake, 2001-Edmonton, 1999-2000	Rocket City, 2020-Mobile, 2017-19	Tri-City, 2021-Inland Empire, 2011-20	Inland Empire, 2021-Burlington, 2013-2020
Vancouver, 1993-98	Arkansas, 2001-16	Rancho Cucamonga, 2001-10	Cedar Rapids, 1993-2012
Edmonton, 1983-92	Erie, 1999-2000	Lake Elsinore, 1994-2000	Quad Cities, 1985-92
Spokane, 1982	Midland, 1985-1988	Palm Springs, 1990-93	Palm Springs, 1985-89
Salt Lake, 1971-81	Waterbury, 1984		Redwood, 1981-85
Hawaii, 1969-70	Nashua, 1983		Peoria, 1983-84
Seattle, 1965-68	Holyoke, 1981-82		Danville, 1982
Hawaii, 1962-64	El Paso, 1973-80		Salinas, 1973-80
Dallas-FW, 1961	Shreveport, 1971-72		Quad Cities, 1963-78
	El Paso, 1965-70		Stockton, 1972
	Reynosa, 1963-65		San Jose, 1963-69
	Nashville, 1963		Tri-City, 1963-64
			Class D Quad City, 1962
			Class C San Jose Bees, 1962
			Class D Statesville Owls, 1961
Short-Season A	Advanced Rookie	Rookie	
Boise, 1990-2000	Orem, 2005-20	ACL Angels, 2021-	
Bend, 1988-89	Provo, 2001-04	DSL Angels, 1998-	
Salem, 1981-87	Butte, 1997-2000	AZL Angels, 1989-96, '98-2019	
Bend, 1671-72		Idaho Falls, 1967-81	

# PLAYER DEVELOPMENT

## ORGANIZATIONAL PLAYERS

### ANGELS ORGANIZATIONAL PLAYERS

#### ADRIAN ACOSTA

RHP

<b>AGE:</b> 18	<b>BORN:</b> May 20, 2005 in Bonao, DR	<b>RESIDES:</b> Bonao, DR	<b>HT.:</b> 6-1	<b>WT.:</b> 170																	
<b>BATS &amp; THROWS:</b> Right		<b>ACQUIRED:</b> Signed as international free agent, Apr. 5, 2022																			
<b>HIGH SCHOOL:</b> —		<b>COLLEGE:</b> —																			
<b>FULL NAME:</b> Adrian Jose Acosta		<b>SIGNED BY:</b> Jochy Cabrera (Angels)																			
<b>Year</b>	<b>Club</b>	<b>W-L</b>	<b>ERA</b>	<b>G</b>	<b>GS</b>	<b>CG</b>	<b>GF</b>	<b>SHO</b>	<b>SV</b>	<b>IP</b>	<b>H</b>	<b>R</b>	<b>ER</b>	<b>HR</b>	<b>HB</b>	<b>BB</b>	<b>IBB</b>	<b>SO</b>	<b>WP</b>	<b>BK</b>	<b>BAA</b>
2022—	Angels (DSL)	2-1	6.25	13	7	0	1	0	1	31.2	29	27	22	4	12	23	0	37	10	0	.236
2023—	Angels (DSL)	2-3	1.17	10	10	0	0	0	0	46.1	28	12	6	1	5	22	0	64	6	2	.174
<b>MINOR TOTALS</b>	<b>4-4</b>	<b>3.23</b>	<b>23</b>	<b>17</b>	<b>0</b>	<b>1</b>	<b>0</b>	<b>1</b>	<b>1</b>	<b>78.0</b>	<b>57</b>	<b>39</b>	<b>28</b>	<b>5</b>	<b>17</b>	<b>45</b>	<b>0</b>	<b>101</b>	<b>16</b>	<b>2</b>	<b>.201</b>

#### GLENN ALBANESE

RHP

<b>AGE:</b> 25	<b>BORN:</b> Oct. 22, 1998 in Wheaton, IL	<b>RESIDES:</b> Batavia, IL	<b>HT.:</b> 6-6	<b>WT.:</b> 240																	
<b>BATS &amp; THROWS:</b> Right		<b>ACQUIRED:</b> 15th round of 2021 First-Year Player Draft																			
<b>HIGH SCHOOL:</b> Batavia HS (Batavia, IL)		<b>COLLEGE:</b> Louisville																			
<b>FULL NAME:</b> Glenn Steven Albanese		<b>SIGNED BY:</b> John Burden (Angels)																			
<b>Year</b>	<b>Club</b>	<b>W-L</b>	<b>ERA</b>	<b>G</b>	<b>GS</b>	<b>CG</b>	<b>GF</b>	<b>SHO</b>	<b>SV</b>	<b>IP</b>	<b>H</b>	<b>R</b>	<b>ER</b>	<b>HR</b>	<b>HB</b>	<b>BB</b>	<b>IBB</b>	<b>SO</b>	<b>WP</b>	<b>BK</b>	<b>BAA</b>
2021—	Tri-City	0-1	2.35	6	6	0	0	0	0	15.1	17	5	4	0	0	4	0	15	4	0	.274
2022—	Tri-City	1-1	3.41	27	0	0	12	0	5	37.0	34	14	14	2	2	11	0	44	4	1	.241
	Rocket City	0-0	4.66	5	0	0	0	0	0	9.2	8	5	5	3	1	6	0	9	1	0	.222
2023—	Angels (ACL)	0-0	0.00	1	0	0	0	0	0	1.0	1	0	0	0	0	0	0	0	0	0	.250
	Tri-City	1-0	6.97	7	0	0	2	0	1	10.1	14	8	8	0	1	5	0	12	0	0	.326
<b>MINOR TOTALS</b>	<b>2-2</b>	<b>3.80</b>	<b>46</b>	<b>6</b>	<b>0</b>	<b>0</b>	<b>14</b>	<b>0</b>	<b>6</b>	<b>73.1</b>	<b>74</b>	<b>32</b>	<b>31</b>	<b>5</b>	<b>4</b>	<b>26</b>	<b>0</b>	<b>80</b>	<b>9</b>	<b>1</b>	<b>.259</b>

#### EDGAR ALFONSO

INF

<b>AGE:</b> 20	<b>BORN:</b> Mar., 27, 2004 in Ciego de Avila, CU	<b>RESIDES:</b> San Pedro De Macoris, DR	<b>HT.:</b> 5-9	<b>WT.:</b> 175																		
<b>BATS &amp; THROWS:</b> Switch	<b>THROWS:</b> Right	<b>ACQUIRED:</b> Signed as international free agent, June 7, 2021																				
<b>HIGH SCHOOL:</b> —		<b>COLLEGE:</b> —																				
<b>FULL NAME:</b> Edgar Brian Alfonso		<b>SIGNED BY:</b> Domingo Garcia (Angels)																				
<b>Year</b>	<b>Club</b>	<b>AVG</b>	<b>G</b>	<b>AB</b>	<b>R</b>	<b>H</b>	<b>2B</b>	<b>3B</b>	<b>HR</b>	<b>RBI</b>	<b>SH</b>	<b>SF</b>	<b>HBP</b>	<b>BB</b>	<b>IBB</b>	<b>SO</b>	<b>SB</b>	<b>CS</b>	<b>GDP</b>	<b>SLG</b>	<b>OBP</b>	<b>E</b>
2021—	Angels (DSL)	.231	49	147	27	34	6	2	1	15	3	1	1	20	0	39	17	7	1	.320	.325	9
2022—										<i>INJURED - DID NOT PLAY</i>												
2023—	Angels (ACL)	.247	35	93	16	23	2	1	0	7	4	0	0	11	0	27	3	0	3	.290	.327	1
<b>MINOR TOTALS</b>		<b>.238</b>	<b>84</b>	<b>240</b>	<b>43</b>	<b>57</b>	<b>8</b>	<b>3</b>	<b>1</b>	<b>22</b>	<b>7</b>	<b>1</b>	<b>1</b>	<b>31</b>	<b>0</b>	<b>66</b>	<b>20</b>	<b>7</b>	<b>4</b>	<b>.308</b>	<b>.326</b>	<b>10</b>

#### HAYDEN ALVAREZ

OF

<b>AGE:</b> 17	<b>BORN:</b> Mar., 19, 2007 in Bonao, DR	<b>RESIDES:</b> Bonao, DR	<b>HT.:</b> 6-2	<b>WT.:</b> 180																		
<b>BATS &amp; THROWS:</b> Right		<b>ACQUIRED:</b> Signed as international free agent, Jan. 15, 2024																				
<b>HIGH SCHOOL:</b> —		<b>COLLEGE:</b> —																				
<b>FULL NAME:</b> Hayden Samuel Alvarez		<b>SIGNED BY:</b> Jochy Cabrera (Angels)																				
<b>Year</b>	<b>Club</b>	<b>AVG</b>	<b>G</b>	<b>AB</b>	<b>R</b>	<b>H</b>	<b>2B</b>	<b>3B</b>	<b>HR</b>	<b>RBI</b>	<b>SH</b>	<b>SF</b>	<b>HBP</b>	<b>BB</b>	<b>IBB</b>	<b>SO</b>	<b>SB</b>	<b>CS</b>	<b>GDP</b>	<b>SLG</b>	<b>OBP</b>	<b>E</b>
Will make professional debut in 2024																						

#### ROLANDO ANZOLA

RHP

<b>AGE:</b> 18	<b>BORN:</b> May 31, 2005 in Caracas, VZ	<b>RESIDES:</b> Puerto Cabello, VZ	<b>HT.:</b> 6-1	<b>WT.:</b> 180																	
<b>BATS &amp; THROWS:</b> Right		<b>ACQUIRED:</b> Signed as international free agent, Jan. 15, 2023																			
<b>HIGH SCHOOL:</b> —		<b>COLLEGE:</b> —																			
<b>FULL NAME:</b> Rolando Andres Anzola		<b>SIGNED BY:</b> Joel Chicarelli (Angels)																			
<b>Year</b>	<b>Club</b>	<b>W-L</b>	<b>ERA</b>	<b>G</b>	<b>GS</b>	<b>CG</b>	<b>GF</b>	<b>SHO</b>	<b>SV</b>	<b>IP</b>	<b>H</b>	<b>R</b>	<b>ER</b>	<b>HR</b>	<b>HB</b>	<b>BB</b>	<b>IBB</b>	<b>SO</b>	<b>WP</b>	<b>BK</b>	<b>BAA</b>
2023—	Angels (DSL)	0-1	15.63	8	0	0	0	0	0	6.1	6	12	11	0	1	20	0	9	11	0	.240
<b>MINOR TOTALS</b>	<b>0-1</b>	<b>15.63</b>	<b>8</b>	<b>0</b>	<b>0</b>	<b>0</b>	<b>0</b>	<b>0</b>	<b>0</b>	<b>6.1</b>	<b>6</b>	<b>12</b>	<b>11</b>	<b>0</b>	<b>1</b>	<b>20</b>	<b>0</b>	<b>9</b>	<b>11</b>	<b>0</b>	<b>.240</b>

# PLAYER DEVELOPMENT ORGANIZATIONAL PLAYERS

## IVAN ARMSTRONG

RHP

AGE: 23 BORN: July 27, 2000 in La Vega, DR  
BATS & THROWS: Right

RESIDES: La Vega, DR HT.: 6-5 WT.: 245  
ACQUIRED: From San Francisco with LHP Sam Selman and RHP Jose Marte in exchange for LHP Tony Watson, July 30, 2021

HIGH SCHOOL: —

COLLEGE: —

FULL NAME: Ivan Alexander Armstrong

SIGNED BY: Rudy Moretta (Giants)

Year	Club	W-L	ERA	G	GS	CG	GF	SHO	SV	IP	H	R	ER	HR	HB	BB	IBB	SO	WP	BK	BAA
2018—	Giants (DSL)	3-3	3.38	14	14	1	0	1	0	56.0	46	33	21	2	4	32	0	47	11	0	.223
2019—	Giants Black (ASL)	1-3	6.43	12	6	0	0	0	0	35.0	42	29	25	3	2	22	0	31	7	2	.300
2021—	San Jose	4-1	1.88	20	0	0	5	0	2	38.1	24	10	8	0	2	14	0	43	4	2	.180
	Tri-City	0-1	6.16	10	0	0	4	0	1	19.0	27	14	13	0	1	8	0	17	1	1	.342
2022—	Rocket City	0-1	10.13	6	0	0	1	0	0	8.0	12	9	9	2	4	6	0	8	1	0	.375
	Angels (ACL)	2-0	0.00	9	0	0	4	0	2	11.0	2	0	0	0	0	2	0	12	2	0	.057
	Tri-City	1-3	1.93	13	0	0	13	0	6	14.0	12	5	3	1	3	3	1	19	1	0	.235
2023—	Rocket City	2-4	5.14	43	4	0	4	0	0	70.0	77	43	40	13	7	39	0	76	10	0	.280
<b>MINOR TOTALS</b>		<b>13-16</b>	<b>4.26</b>	<b>127</b>	<b>24</b>	<b>1</b>	<b>31</b>	<b>1</b>	<b>11</b>	<b>251.1</b>	<b>242</b>	<b>143</b>	<b>119</b>	<b>21</b>	<b>23</b>	<b>126</b>	<b>1</b>	<b>253</b>	<b>37</b>	<b>5</b>	<b>.254</b>

## SADIEL BARO

LHP

AGE: 19 BORN: Nov. 10, 2004 in Pinar Del Rio, CU

RESIDES: San Francisco de Macoris, DR HT.: 6-2 WT.: 175

BATS & THROWS: Left

ACQUIRED: Signed as international free agent, Jan. 15, 2022

HIGH SCHOOL: —

COLLEGE: —

FULL NAME: Sadiel Baro

SIGNED BY: Jochy Cabrera (Angels)

Year	Club	W-L	ERA	G	GS	CG	GF	SHO	SV	IP	H	R	ER	HR	HB	BB	IBB	SO	WP	BK	BAA
2022—	Angels (DSL)	4-3	4.08	12	9	0	2	0	1	53.0	54	37	24	3	1	18	0	60	6	0	.254
2023—	Angels (DSL)	2-1	3.27	12	11	0	1	0	1	44.0	41	20	16	0	1	26	0	43	5	0	.255
<b>MINOR TOTALS</b>		<b>6-4</b>	<b>3.71</b>	<b>24</b>	<b>20</b>	<b>0</b>	<b>3</b>	<b>0</b>	<b>2</b>	<b>97.0</b>	<b>95</b>	<b>57</b>	<b>40</b>	<b>3</b>	<b>2</b>	<b>44</b>	<b>0</b>	<b>103</b>	<b>11</b>	<b>0</b>	<b>.254</b>

## CHRIS BARRAZA

RHP

AGE: 24 BORN: Dec. 3, 1999 in Tucson, AZ

RESIDES: Tucson, AZ HT.: 6-0 WT.: 200

BATS & THROWS: Right

ACQUIRED: 10th round of 2023 First-Year Player Draft

HIGH SCHOOL: Sahuarita HS (Sahuarita, AZ)

COLLEGE: University of Arizona

FULL NAME: Christopher Oscar Barraza

SIGNED BY: Jayson Durocher (Angels)

Year	Club	W-L	ERA	G	GS	CG	GF	SHO	SV	IP	H	R	ER	HR	HB	BB	IBB	SO	WP	BK	BAA
2023—	Inland Empire	0-1	6.75	8	0	0	1	0	0	9.1	11	7	7	2	0	6	0	11	0	0	.314
<b>MINOR TOTALS</b>		<b>0-1</b>	<b>6.75</b>	<b>8</b>	<b>0</b>	<b>0</b>	<b>1</b>	<b>0</b>	<b>0</b>	<b>9.1</b>	<b>11</b>	<b>7</b>	<b>7</b>	<b>2</b>	<b>0</b>	<b>6</b>	<b>0</b>	<b>11</b>	<b>0</b>	<b>0</b>	<b>.314</b>

## CALEB BARTOLERO

C

AGE: 24 BORN: Nov. 4, 1999 in Colorado Springs, CO

RESIDES: Woodstock, GA HT.: 6-0 WT.: 215

BATS & THROWS: Right

ACQUIRED: Signed as non-drafted free agent, July 17, 2023

HIGH SCHOOL: Woodstock HS (Woodstock, GA)

COLLEGE: Troy University

FULL NAME: Caleb Hunter Bartolero

SIGNED BY: Joel Murrie (Angels)

Year	Club	AVG	G	AB	R	H	2B	3B	HR	RBI	SH	SF	HBP	BB	IBB	SO	SB	CS	GDP	SLG	OBP	E
2023—	Angels (ACL)	.294	6	17	1	5	1	0	0	3	0	0	3	1	0	9	1	0	0	.353	.429	2
<b>MINOR TOTALS</b>		<b>.294</b>	<b>6</b>	<b>17</b>	<b>1</b>	<b>5</b>	<b>1</b>	<b>0</b>	<b>0</b>	<b>3</b>	<b>0</b>	<b>0</b>	<b>3</b>	<b>1</b>	<b>0</b>	<b>9</b>	<b>1</b>	<b>0</b>	<b>0</b>	<b>.353</b>	<b>.429</b>	<b>2</b>

## RILEY BAUMAN

RHP

AGE: 21 BORN: Aug. 30, 2002 in San Angelo, TX

RESIDES: Rockwall, TX HT.: 6-0 WT.: 190

BATS & THROWS: Right

ACQUIRED: 13th round of 2023 First-Year Player Draft

HIGH SCHOOL: Rockwall HS (Rockwall, TX)

COLLEGE: Navarro College, Abilene Christian University

FULL NAME: Riley Connor Bauman

SIGNED BY: KJ Hendricks (Angels)

Year	Club	W-L	ERA	G	GS	CG	GF	SHO	SV	IP	H	R	ER	HR	HB	BB	IBB	SO	WP	BK	BAA
2023—	Angels (ACL)	0-1	11.25	2	2	0	0	0	0	4.0	7	6	5	0	1	2	0	4	1	0	.412
<b>MINOR TOTALS</b>		<b>0-1</b>	<b>11.25</b>	<b>2</b>	<b>2</b>	<b>0</b>	<b>0</b>	<b>0</b>	<b>0</b>	<b>4.0</b>	<b>7</b>	<b>6</b>	<b>5</b>	<b>0</b>	<b>1</b>	<b>2</b>	<b>0</b>	<b>4</b>	<b>1</b>	<b>0</b>	<b>.412</b>

## JHOSTIN BETANCES

RHP

AGE: 17 BORN: Mar. 1, 2007 in Santiago, DR

RESIDES: Santiago, DR HT.: 6-2 WT.: 160

BATS & THROWS: Right

ACQUIRED: Signed as international free agent, Jan. 15, 2024

HIGH SCHOOL: —

COLLEGE: —

FULL NAME: Jhostin Rafael Betances

SIGNED BY: Jochy Cabrera (Angels)

Year	Club	W-L	ERA	G	GS	CG	GF	SHO	SV	IP	H	R	ER	HR	HB	BB	IBB	SO	WP	BK	BAA
Will make professional debut in 2024																					

Will make professional debut in 2024

# PLAYER DEVELOPMENT

## ORGANIZATIONAL PLAYERS

### ANDY BLAKE

INF

**AGE:** 23 **BORN:** Aug. 15, 2000 in Trenton, NJ  
**BATS & THROWS:** Right  
**HIGH SCHOOL:** Hopewell Valley Central HS (Hopewell, NJ)  
**FULL NAME:** Andrew Thomas Blake

**RESIDES:** Hopewell, NJ **HT.:** 6-4 **WT.:** 205  
**ACQUIRED:** Signed as non-drafted free agent, July 14, 2023  
**COLLEGE:** Columbia University  
**SIGNED BY:** Drew Dominguez (Angels)

Year	Club	AVG	G	AB	R	H	2B	3B	HR	RBI	SH	SF	HBP	BB	IBB	SO	SB	CS	GDP	SLG	OBP	E
2023	— Angels (ACL)	.318	6	22	4	7	1	0	1	8	0	0	0	1	0	3	0	1	3	.500	.348	1
	Tri-City	.235	19	68	7	16	2	0	3	10	0	0	1	8	0	15	3	1	2	.397	.325	1
<b>MINOR TOTALS</b>		<b>.256</b>	<b>25</b>	<b>90</b>	<b>11</b>	<b>23</b>	<b>3</b>	<b>0</b>	<b>4</b>	<b>18</b>	<b>0</b>	<b>0</b>	<b>1</b>	<b>9</b>	<b>0</b>	<b>18</b>	<b>3</b>	<b>2</b>	<b>5</b>	<b>.422</b>	<b>.330</b>	<b>2</b>

### WERNER BLAKELY

INF

**AGE:** 22 **BORN:** Feb. 21, 2002 in Detroit, MI  
**BATS:** Left **THROWS:** Right  
**HIGH SCHOOL:** Detroit Edison HS (Detroit, MI)  
**FULL NAME:** Werner Mathew Blakely

**RESIDES:** Detroit, MI **HT.:** 6-3 **WT.:** 185  
**ACQUIRED:** Fourth round of 2020 First-Year Player Draft  
**COLLEGE:** —  
**SIGNED BY:** Drew Dominguez (Angels)

Year	Club	AVG	G	AB	R	H	2B	3B	HR	RBI	SH	SF	HBP	BB	IBB	SO	SB	CS	GDP	SLG	OBP	E
2021	— Angels (ACL)	.182	44	148	22	27	6	0	3	19	0	2	3	33	0	69	15	2	1	.284	.339	18
2022	— Inland Empire	.295	55	183	36	54	13	2	5	40	0	1	6	45	0	70	24	2	0	.470	.447	12
2023	— Tri-City	.214	92	323	45	69	17	3	5	28	0	2	5	44	0	137	22	1	2	.331	.316	16
	Rocket City	.000	2	7	0	0	0	0	0	0	0	0	0	2	0	5	0	0	0	.000	.222	2
<b>MINOR TOTALS</b>		<b>.227</b>	<b>193</b>	<b>661</b>	<b>103</b>	<b>150</b>	<b>36</b>	<b>5</b>	<b>13</b>	<b>87</b>	<b>0</b>	<b>5</b>	<b>14</b>	<b>124</b>	<b>0</b>	<b>281</b>	<b>61</b>	<b>5</b>	<b>3</b>	<b>.356</b>	<b>.358</b>	<b>48</b>

### EDUAR BOLIVAR

C

**AGE:** 18 **BORN:** Mar. 22, 2006 in Valencia, VZ  
**BATS & THROWS:** Right  
**HIGH SCHOOL:** —  
**FULL NAME:** Eduar Luis Bolivar

**RESIDES:** Maracay, VZ **HT.:** 5-11 **WT.:** 180  
**ACQUIRED:** Signed as international free agent, Jan. 15, 2023  
**COLLEGE:** —  
**SIGNED BY:** Domingo Garcia/Rusbell Cabrera (Angels)

Year	Club	AVG	G	AB	R	H	2B	3B	HR	RBI	SH	SF	HBP	BB	IBB	SO	SB	CS	GDP	SLG	OBP	E
2023	— Angels (DSL)	.300	35	110	19	33	7	0	1	18	0	3	4	6	0	24	5	4	1	.391	.350	2
<b>MINOR TOTALS</b>		<b>.300</b>	<b>35</b>	<b>110</b>	<b>19</b>	<b>33</b>	<b>7</b>	<b>0</b>	<b>1</b>	<b>18</b>	<b>0</b>	<b>3</b>	<b>4</b>	<b>6</b>	<b>0</b>	<b>24</b>	<b>5</b>	<b>4</b>	<b>1</b>	<b>.391</b>	<b>.350</b>	<b>2</b>

### JOSE BONILLA

INF

**AGE:** 21 **BORN:** Apr. 2, 2002 in Puerto Plata, DR  
**BATS & THROWS:** Right  
**HIGH SCHOOL:** —  
**FULL NAME:** Jose Rafael Bonilla Acosta

**RESIDES:** Puerto Plata, DR **HT.:** 6-0 **WT.:** 185  
**ACQUIRED:** Signed as international free agent, July 2, 2019  
**COLLEGE:** —  
**SIGNED BY:** Jochy Cabrera & Alfredo Ulloa (Angels)

Year	Club	AVG	G	AB	R	H	2B	3B	HR	RBI	SH	SF	HBP	BB	IBB	SO	SB	CS	GDP	SLG	OBP	E
2019	— Angels (DSL)	.284	20	74	13	21	5	2	0	6	0	2	2	14	0	19	0	0	1	.405	.402	8
2020	—	<i>DID NOT PLAY - No Minor League Season</i>																				
2021	— Angels (ACL)	.227	30	97	15	22	5	0	2	14	0	2	3	5	0	26	4	0	2	.340	.280	11
	Inland Empire	.189	28	106	9	20	3	0	1	9	0	2	2	6	0	46	1	0	1	.245	.241	9
2022	— Inland Empire	.151	32	93	4	14	2	1	0	5	0	1	3	4	0	41	0	0	3	.194	.208	8
2023	—	<i>DID NOT PLAY</i>																				
<b>MINOR TOTALS</b>		<b>.208</b>	<b>110</b>	<b>370</b>	<b>41</b>	<b>77</b>	<b>15</b>	<b>3</b>	<b>3</b>	<b>34</b>	<b>0</b>	<b>7</b>	<b>10</b>	<b>29</b>	<b>0</b>	<b>132</b>	<b>5</b>	<b>0</b>	<b>7</b>	<b>.289</b>	<b>.279</b>	<b>36</b>

### LOGAN BRITT

RHP

**AGE:** 23 **BORN:** July 16, 2000 in Forth Worth, TX  
**BATS & THROWS:** Right  
**HIGH SCHOOL:** Colleyville Heritage HS (Colleyville, TX)  
**FULL NAME:** Logan Jace Britt

**RESIDES:** Aledo, TX **HT.:** 6-5 **WT.:** 220  
**ACQUIRED:** 17th round of 2023 First-Year Player Draft  
**COLLEGE:** Texas A&M, Abilene Christian University  
**SIGNED BY:** KJ Hendricks (Angels)

Year	Club	W-L	ERA	G	GS	CG	GF	SHO	SV	IP	H	R	ER	HR	HB	BB	IBB	SO	WP	BK	BAA
2023	— Angels (ACL)	0-0	22.50	3	0	0	0	0	0	2.0	6	6	6	0	0	2	0	1	2	0	.500
<b>MINOR TOTALS</b>		<b>0-0</b>	<b>22.50</b>	<b>3</b>	<b>0</b>	<b>0</b>	<b>0</b>	<b>0</b>	<b>0</b>	<b>2.0</b>	<b>6</b>	<b>6</b>	<b>6</b>	<b>0</b>	<b>0</b>	<b>2</b>	<b>0</b>	<b>1</b>	<b>2</b>	<b>0</b>	<b>.500</b>

### SAM BROWN

INF

**AGE:** 22 **BORN:** Sept. 11, 2001 in Santa Rosa, CA  
**BATS & THROWS:** Left  
**HIGH SCHOOL:** Petaluma HS (Petaluma, CA)  
**FULL NAME:** Samuel Edward Brown

**RESIDES:** Petaluma, CA **HT.:** 6-2 **WT.:** 220  
**ACQUIRED:** 12th round of 2023 First-Year Player Draft  
**COLLEGE:** Washington State University  
**SIGNED BY:** Jayson Durocher (Angels)

Year	Club	AVG	G	AB	R	H	2B	3B	HR	RBI	SH	SF	HBP	BB	IBB	SO	SB	CS	GDP	SLG	OBP	E
Will make professional debut in 2024																						



# PLAYER DEVELOPMENT ORGANIZATIONAL PLAYERS

## KEVIN BRUGGEMAN

C

AGE: 22 BORN: July 25, 2001 in Stamford, CT

RESIDES: Trumbull, CT

HT.: 5-9

WT.: 185

BATS & THROWS: Right

ACQUIRED: Signed as non-drafted free agent, July 27, 2023

HIGH SCHOOL: Trumbull HS (Trumbull, CT)

COLLEGE: Hofstra University

FULL NAME: Kevin John Bruggeman

SIGNED BY: Drew Dominguez (Angels)

Year	Club	AVG	G	AB	R	H	2B	3B	HR	RBI	SH	SF	HBP	BB	IBB	SO	SB	CS	GDP	SLG	OBP	E
2023—	Angels (ACL)	.250	1	4	0	1	0	1	0	1	0	0	0	0	0	1	0	0	0	.750	.250	1
	Tri-City	.294	7	17	3	5	1	0	0	3	0	0	2	0	6	1	0	0	.353	.368	0	
<b>MINOR TOTALS</b>		<b>.286</b>	<b>8</b>	<b>21</b>	<b>3</b>	<b>6</b>	<b>1</b>	<b>1</b>	<b>0</b>	<b>4</b>	<b>0</b>	<b>0</b>	<b>2</b>	<b>0</b>	<b>7</b>	<b>1</b>	<b>0</b>	<b>0</b>	<b>.429</b>	<b>.348</b>	<b>1</b>	

## NATHAN BURNS

RHP

AGE: 24 BORN: June, 1, 1999 in Barrington, IL

RESIDES: West Bend, WI

HT.: 6-1

WT.: 195

BATS & THROWS: Right

ACQUIRED: 19th round of 2021 First-Year Player Draft

HIGH SCHOOL: West Bend West HS (West Bend, WI)

COLLEGE: Oregon State University

FULL NAME: Nathan Maxwell Burns

SIGNED BY: Scott Richardson (Angels)

Year	Club	W-L	ERA	G	GS	CG	GF	SHO	SV	IP	H	R	ER	HR	HB	BB	IBB	SO	WP	BK	BAA
2021—	Angels (ACL)	1-0	0.00	3	0	0	0	0	0	4.0	1	0	0	0	0	1	0	9	2	0	.071
	Inland Empire	0-0	0.00	6	0	0	1	0	0	10.1	5	0	0	0	1	4	0	14	1	0	.135
	Tri-City	0-0	0.00	1	0	0	1	0	1	2.0	0	0	0	0	0	1	0	2	0	0	.000
2022—	Tri-City	1-2	5.33	30	0	0	11	0	3	27.0	24	17	16	2	0	15	0	32	7	0	.233
2023—	Tri-City	1-0	1.54	19	0	0	5	0	0	23.1	13	4	4	1	2	13	1	32	4	0	.165
	Rocket City	0-2	13.86	14	0	0	6	0	0	12.1	19	21	19	4	2	12	0	13	4	0	.352
<b>MINOR TOTALS</b>		<b>3-4</b>	<b>4.44</b>	<b>73</b>	<b>0</b>	<b>0</b>	<b>24</b>	<b>0</b>	<b>4</b>	<b>79.0</b>	<b>62</b>	<b>42</b>	<b>39</b>	<b>7</b>	<b>5</b>	<b>46</b>	<b>1</b>	<b>102</b>	<b>18</b>	<b>0</b>	<b>.212</b>

## PETER BURNS

C

AGE: 24 BORN: Oct. 14, 1999 in Boston, MA

RESIDES: Reading, MA

HT.: 5-10

WT.: 195

BATS: Left THROWS: Right

ACQUIRED: Signed as non-drafted free agent, July 11, 2023

HIGH SCHOOL: Austin Preparatory School (Reading, MA)

COLLEGE: Boston College

FULL NAME: Peter James Burns

SIGNED BY: Drew Dominguez (Angels)

Year	Club	AVG	G	AB	R	H	2B	3B	HR	RBI	SH	SF	HBP	BB	IBB	SO	SB	CS	GDP	SLG	OBP	E
2023—	Angels (ACL)	1.000	1	1	1	1	0	0	0	1	0	1	0	0	0	0	0	0	0	1.000	.500	0
	Inland Empire	.033	13	30	1	1	0	0	0	2	0	1	4	5	0	8	0	0	0	.033	.250	2
<b>MINOR TOTALS</b>		<b>.065</b>	<b>14</b>	<b>31</b>	<b>2</b>	<b>2</b>	<b>0</b>	<b>0</b>	<b>0</b>	<b>3</b>	<b>0</b>	<b>2</b>	<b>4</b>	<b>5</b>	<b>0</b>	<b>8</b>	<b>0</b>	<b>0</b>	<b>0</b>	<b>.065</b>	<b>.262</b>	<b>2</b>

## ANEL CABRERA

RHP

AGE: 21 BORN: Feb. 12, 2003 in Santo Domingo, DR

RESIDES: Santo Domingo, DR

HT.: 6-4

WT.: 200

BATS & THROWS: Right

ACQUIRED: Signed as international free agent, Apr. 12, 2023

HIGH SCHOOL: —

COLLEGE: —

FULL NAME: Anel Cabrera

SIGNED BY: Jonathan Genao (Angels)

Year	Club	W-L	ERA	G	GS	CG	GF	SHO	SV	IP	H	R	ER	HR	HB	BB	IBB	SO	WP	BK	BAA
2023—	Angels (DSL)	4-1	1.25	19	0	0	7	0	2	43.1	30	12	6	1	2	11	0	50	4	0	.196
<b>MINOR TOTALS</b>		<b>4-1</b>	<b>1.25</b>	<b>19</b>	<b>0</b>	<b>0</b>	<b>7</b>	<b>0</b>	<b>2</b>	<b>43.1</b>	<b>30</b>	<b>12</b>	<b>6</b>	<b>1</b>	<b>2</b>	<b>11</b>	<b>0</b>	<b>50</b>	<b>4</b>	<b>0</b>	<b>.196</b>

## DAVID CALABRESE

OF

AGE: 21 BORN: Sept. 26, 2002 in Richmond Hill, Canada

RESIDES: Ontario, Canada

HT.: 5-11

WT.: 160

BATS: Left THROWS: Right

ACQUIRED: Third round of 2020 First-Year Player Draft

HIGH SCHOOL: St. Elizabeth Catholic HS (Thornhill, ON, Canada)

COLLEGE: —

FULL NAME: David Marco Calabrese

SIGNED BY: Chris Cruz (Angels)

Year	Club	AVG	G	AB	R	H	2B	3B	HR	RBI	SH	SF	HBP	BB	IBB	SO	SB	CS	GDP	SLG	OBP	E
2021—	Angels (ACL)	.201	42	144	25	29	8	2	1	17	0	0	1	20	0	54	5	1	0	.306	.303	2
	Inland Empire	.250	112	424	68	106	23	7	7	64	0	11	3	50	0	116	26	2	3	.387	.326	7
	Rocket City	.194	122	458	63	89	18	3	15	48	1	0	6	70	0	164	14	9	3	.345	.309	3
<b>MINOR TOTALS</b>		<b>.218</b>	<b>276</b>	<b>1026</b>	<b>156</b>	<b>224</b>	<b>49</b>	<b>12</b>	<b>23</b>	<b>129</b>	<b>1</b>	<b>11</b>	<b>10</b>	<b>140</b>	<b>0</b>	<b>334</b>	<b>45</b>	<b>12</b>	<b>6</b>	<b>.357</b>	<b>.315</b>	<b>12</b>

## JOSE CAMACHO

C

AGE: 17 BORN: Jan. 24, 2007 in Barquisimeto, VZ

RESIDES: Barquisimeto, VZ

HT.: 6-1

WT.: 190

BATS & THROWS: Right

ACQUIRED: Signed as international free agent, Jan. 15, 2024

HIGH SCHOOL: —

COLLEGE: —

FULL NAME: Jose Joaquin Camacho

SIGNED BY: Joel Chicarelli (Angels)

Year	Club	AVG	G	AB	R	H	2B	3B	HR	RBI	SH	SF	HBP	BB	IBB	SO	SB	CS	GDP	SLG	OBP	E
Will make professional debut in 2024																						

Will make professional debut in 2024

# PLAYER DEVELOPMENT

## ORGANIZATIONAL PLAYERS

### GUSTAVO CAMPERO

C

AGE: 26 BORN: Sept. 20, 1997 in Lorica, Colombia  
 BATS: Switch THROWS: Right  
 HIGH SCHOOL: —

RESIDES: San Antero, Colombia HT.: 5-6 WT.: 182  
 ACQUIRED: From Yankees in AAA Rule 5 Draft, Dec. 10, 2020  
 COLLEGE: —

FULL NAME: Gustavo Angel Campero

SIGNED BY: New York Yankees

Year	Club	AVG	G	AB	R	H	2B	3B	HR	RBI	SH	SF	HBP	BB	IBB	SO	SB	CS	GDP	SLG	OBP	E
2017	— Yankees (DSL)	.375	6	16	5	6	1	2	0	4	0	1	2	1	0	2	2	1	0	.688	.450	0
	Yankees (GCL)	.292	30	96	20	28	7	3	3	16	0	1	1	26	0	21	11	0	3	.521	.444	5
2018	— Yankees (GCL)	.200	2	5	0	1	0	0	0	1	0	0	0	0	0	1	0	0	0	.200	.200	0
2019	— Pulaski	.293	36	116	14	34	6	1	2	12	0	0	2	13	0	16	10	2	1	.414	.374	3
2020— <i>DID NOT PLAY - No Minor League Season</i>																						
2021	— Inland Empire	.245	41	139	17	34	4	0	4	16	2	1	3	12	0	40	8	4	2	.360	.316	8
2022	— Rocket City	.250	6	12	1	3	0	0	0	0	0	0	1	1	0	1	0	0	0	.250	.357	0
2023	— Tri-City	.337	62	205	41	69	19	4	12	41	0	4	8	22	1	43	20	4	4	.644	.414	2
	Rocket City	.000	2	4	1	0	0	0	0	1	0	1	0	1	0	1	0	0	0	.000	.167	0
MINOR TOTALS		.295	185	593	99	175	37	10	21	91	2	8	17	76	1	125	52	11	10	.497	.386	18

### BYRON CASTILLO

OF

AGE: 18 BORN: Oct. 7, 2005 in Santo Domingo, DR  
 BATS & THROWS: Right  
 HIGH SCHOOL: —

RESIDES: Monte Plata, DR HT.: 6-0 WT.: 200  
 ACQUIRED: Signed as international free agent, Jan. 15, 2023  
 COLLEGE: —

FULL NAME: Byron Rafael Castillo

SIGNED BY: Rusbell Cabrera (Angels)

Year	Club	AVG	G	AB	R	H	2B	3B	HR	RBI	SH	SF	HBP	BB	IBB	SO	SB	CS	GDP	SLG	OBP	E
2022	— Angels (DSL)	.158	43	146	26	23	4	0	1	14	0	1	9	9	0	49	8	3	4	.205	.248	2
MINOR TOTALS		.158	43	146	26	23	4	0	1	14	0	1	9	9	0	49	8	3	4	.205	.248	2

### KEVYN CASTILLO

OF

AGE: 18 BORN: June 12, 2005 in Valencia, VZ  
 BATS & THROWS: Left  
 HIGH SCHOOL: —

RESIDES: Valencia, VZ HT.: 5-10 WT.: 170  
 ACQUIRED: Signed as international free agent, Jan. 15, 2022  
 COLLEGE: —

FULL NAME: Kevyn Alejandro Castillo

SIGNED BY: Marlon Urdaneta & Joel Chicarelli (Angels)

Year	Club	AVG	G	AB	R	H	2B	3B	HR	RBI	SH	SF	HBP	BB	IBB	SO	SB	CS	GDP	SLG	OBP	E
2022	— Angels (DSL)	.225	12	40	7	9	3	0	0	5	1	0	1	6	0	17	4	2	0	.300	.340	1
2023	— Angels (DSL)	.371	55	186	44	69	10	7	3	35	2	4	2	40	0	36	23	9	6	.548	.478	5
MINOR TOTALS		.345	67	226	51	78	13	7	3	40	3	4	3	46	0	53	27	11	6	.504	.455	6

### RUBEN CASTILLO

RHP

AGE: 22 BORN: June 18, 2001 in Guasdalito, VZ  
 BATS & THROWS: Right  
 HIGH SCHOOL: —

RESIDES: Guasdalito, VZ HT.: 6-1 WT.: 160  
 ACQUIRED: Signed as minor league free agent, May 27, 2023  
 COLLEGE: —

FULL NAME: Ruben Andres Castillo

SIGNED BY: New York Yankees

Year	Club	W-L	ERA	G	GS	CG	GF	SHO	SV	IP	H	R	ER	HR	HB	BB	IBB	SO	WP	BK	BAA
2021	— Yankees 1 (DSL)	1-1	2.12	17	1	0	12	0	3	29.2	15	10	7	0	3	6	0	32	2	0	.147
2022	— Bombers (DSL)	2-4	2.54	16	0	0	10	0	3	28.1	21	13	8	1	3	8	0	35	7	0	.200
2023	— Angels (DSL)	5-1	2.37	18	0	0	16	0	9	30.1	14	13	8	2	1	11	1	46	4	0	.133
MINOR TOTALS		8-6	2.34	51	1	0	38	0	15	88.1	50	36	23	3	7	25	1	113	13	0	.160

### JAVIEL CASTRO

RHP

AGE: 18 BORN: Oct. 15, 2005 in Boca Chica, DR  
 BATS & THROWS: Right  
 HIGH SCHOOL: —

RESIDES: Santo Domingo, DR HT.: 6-3 WT.: 180  
 ACQUIRED: Signed as international free agent, Jan. 15, 2023  
 COLLEGE: —

FULL NAME: Javiel Enrique Castro

SIGNED BY: Domingo Garcia (Angels)

Year	Club	W-L	ERA	G	GS	CG	GF	SHO	SV	IP	H	R	ER	HR	HB	BB	IBB	SO	WP	BK	BAA
2023	— Angels (DSL)	0-0	12.00	5	0	0	3	0	0	6.0	6	8	8	0	2	7	0	5	3	0	.286
MINOR TOTALS		0-0	12.00	5	0	0	3	0	0	6.0	6	8	8	0	2	7	0	5	3	0	.286

PLAYER DEVELOPMENT

# PLAYER DEVELOPMENT ORGANIZATIONAL PLAYERS

## MANUEL CAZORLA

LHP

AGE: 19 BORN: Jan. 3, 2005 in Maracay, VZ

RESIDES: Maracay, VZ

HT.: 6-2 WT.: 170

BATS & THROWS: Left

ACQUIRED: Signed as international free agent, Jan. 15, 2022

HIGH SCHOOL: —

COLLEGE: —

FULL NAME: Manuel Jose Cazorla

SIGNED BY: Marlon Urdaneta & Joel Chicarelli (Angels)

Year	Club	W-L	ERA	G	GS	CG	GF	SHO	SV	IP	H	R	ER	HR	HB	BB	IBB	SO	WP	BK	BAA
2022—	Angels (DSL)	4-1	3.47	12	12	0	0	0	0	49.1	48	33	19	1	5	21	0	45	13	0	.244
2023—	Angels (ACL)	1-3	6.06	9	5	0	0	0	0	35.2	36	24	24	3	4	15	0	33	2	0	.269
<b>MINOR TOTALS</b>		<b>5-4</b>	<b>4.55</b>	<b>21</b>	<b>17</b>	<b>0</b>	<b>0</b>	<b>0</b>	<b>0</b>	<b>85.0</b>	<b>84</b>	<b>57</b>	<b>43</b>	<b>4</b>	<b>9</b>	<b>36</b>	<b>0</b>	<b>78</b>	<b>15</b>	<b>0</b>	<b>.254</b>

## MILLERAN CEDANO

LHP

AGE: 21 BORN: Mar. 23, 2003 in Guayabal, DR

RESIDES: Santo Domingo, DR

HT.: 6-0 WT.: 165

BATS & THROWS: Left

ACQUIRED: Signed as international free agent, Nov. 27, 2019

HIGH SCHOOL: —

COLLEGE: —

FULL NAME: Milleran Alexander Cedano Cuello

SIGNED BY: Rusbell Cabrera & Frank Tejada (Angels)

Year	Club	W-L	ERA	G	GS	CG	GF	SHO	SV	IP	H	R	ER	HR	HB	BB	IBB	SO	WP	BK	BAA
2021—	Angels (DSL)	2-4	3.02	16	6	0	4	0	0	41.2	30	18	14	2	1	26	1	39	9	4	.199
2022—	Angels (ACL)	0-0	0.00	1	1	0	0	0	0	4.2	1	0	0	0	0	1	0	6	1	0	.067
2023—		<i>INJURED-DID NOT PLAY</i>																			
<b>MINOR TOTALS</b>		<b>2-4</b>	<b>2.72</b>	<b>17</b>	<b>7</b>	<b>0</b>	<b>4</b>	<b>0</b>	<b>0</b>	<b>46.1</b>	<b>31</b>	<b>18</b>	<b>14</b>	<b>2</b>	<b>1</b>	<b>27</b>	<b>1</b>	<b>45</b>	<b>10</b>	<b>4</b>	<b>.187</b>

## CHASE CHANEY

RHP

AGE: 24 BORN: Dec. 16, 1999 in Lawrenceville, GA

RESIDES: Wauchula, FL

HT.: 6-1 WT.: 200

BATS & THROWS: Right

ACQUIRED: 16th round of 2018 First-Year Player Draft

HIGH SCHOOL: Mountain View HS (Lawrenceville, GA)

COLLEGE: —

FULL NAME: Chase Taylor Chaney

SIGNED BY: Todd Hogan (Angels)

Year	Club	W-L	ERA	G	GS	CG	GF	SHO	SV	IP	H	R	ER	HR	HB	BB	IBB	SO	WP	BK	BAA
2018—		<i>DID NOT PLAY</i>																			
2019—	Angels (AZL)	1-5	6.28	11	2	0	1	0	0	38.2	40	40	27	3	10	35	0	27	21	0	.270
2020—		<i>DID NOT PLAY - No Minor League Season</i>																			
2021—	Angels (ACL)	1-2	6.39	4	3	0	0	0	0	12.2	23	17	9	0	1	4	0	14	5	1	.365
	Inland Empire	2-1	3.65	10	0	0	2	0	0	24.2	31	12	10	1	1	7	0	36	1	0	.304
	Tri-City	0-0	4.50	1	0	0	0	0	0	4.0	6	3	2	1	0	1	0	4	1	1	.375
2022—	Inland Empire	5-5	2.77	30	11	0	4	0	3	91.0	92	35	28	3	6	17	0	81	6	2	.256
2023—	Tri-City	7-6	3.63	24	19	0	0	0	0	111.2	113	54	45	6	9	34	0	84	7	0	.259
	Rocket City	0-0	13.50	1	1	0	0	0	0	2.0	4	3	3	0	0	2	0	1	0	0	.444
<b>MINOR TOTALS</b>		<b>16-19</b>	<b>3.92</b>	<b>81</b>	<b>36</b>	<b>0</b>	<b>7</b>	<b>0</b>	<b>3</b>	<b>284.2</b>	<b>309</b>	<b>164</b>	<b>124</b>	<b>14</b>	<b>27</b>	<b>100</b>	<b>0</b>	<b>247</b>	<b>41</b>	<b>4</b>	<b>.272</b>

## BRADY CHOBAN

RHP

AGE: 23 BORN: Sept. 16, 2000 in Barberton, OH

RESIDES: Rittman, OH

HT.: 6-5 WT.: 240

BATS & THROWS: Right

ACQUIRED: Signed as non-drafted free agent, Aug. 16, 2023

HIGH SCHOOL: Lewis Palmer HS (Monument, CO)

COLLEGE: University of Rio Grande

FULL NAME: Brady Jay Choban

SIGNED BY: Dennis Moeller (Angels)

Year	Club	W-L	ERA	G	GS	CG	GF	SHO	SV	IP	H	R	ER	HR	HB	BB	IBB	SO	WP	BK	BAA
2023—	Angels (ACL)	0-1	54.00	1	0	0	0	0	0	0.2	4	4	4	0	0	1	0	2	0	0	.667
<b>MINOR TOTALS</b>		<b>0-1</b>	<b>54.00</b>	<b>1</b>	<b>0</b>	<b>0</b>	<b>0</b>	<b>0</b>	<b>0</b>	<b>0.2</b>	<b>4</b>	<b>4</b>	<b>4</b>	<b>0</b>	<b>0</b>	<b>1</b>	<b>0</b>	<b>2</b>	<b>0</b>	<b>0</b>	<b>.667</b>

## WILL CHRISTOPHERSEN

RHP

AGE: 24 BORN: Aug. 8, 1999 in Grand Rapids, MI

RESIDES: Bettendorf, IA

HT.: 6-5 WT.: 225

BATS & THROWS: Right

ACQUIRED: Signed as non-drafted free agent, July 17, 2023

HIGH SCHOOL: Pleasant Valley HS (Bettendorf, IA)

COLLEGE: Michigan State, University of Iowa

FULL NAME: Will Matthew Christophersen

SIGNED BY: Billy Lipari (Angels)

Year	Club	W-L	ERA	G	GS	CG	GF	SHO	SV	IP	H	R	ER	HR	HB	BB	IBB	SO	WP	BK	BAA
2023—	Angels (ACL)	0-0	0.00	1	0	0	0	0	0	1.0	0	0	0	0	0	0	0	2	0	0	.000
	Tri-City	0-4	6.75	8	0	0	1	0	0	13.1	13	11	10	5	0	4	0	15	1	0	.260
<b>MINOR TOTALS</b>		<b>0-4</b>	<b>6.28</b>	<b>9</b>	<b>0</b>	<b>0</b>	<b>1</b>	<b>0</b>	<b>0</b>	<b>14.1</b>	<b>13</b>	<b>11</b>	<b>10</b>	<b>5</b>	<b>0</b>	<b>4</b>	<b>0</b>	<b>17</b>	<b>1</b>	<b>0</b>	<b>.245</b>

# PLAYER DEVELOPMENT

## ORGANIZATIONAL PLAYERS

### CHRIS CLARK

RHP

AGE: 22 BORN: Aug. 14, 2001 in Reston, VA  
 BATS & THROWS: Right  
 HIGH SCHOOL: The Haverford School (Haverford, PA)

RESIDES: Wayne, PA HT.: 6-4 WT.: 200  
 ACQUIRED: Fifth round of 2023 First-Year Player Draft  
 COLLEGE: Harvard College

FULL NAME: Christopher John Clark

SIGNED BY: Drew Dominguez (Angels)

Year	Club	W-L	ERA	G	GS	CG	GF	SHO	SV	IP	H	R	ER	HR	HB	BB	IBB	SO	WP	BK	BAA
2023—	Inland Empire	0-2	4.66	6	6	0	0	0	0	19.1	22	11	10	1	2	5	0	22	2	1	.278
<b>MINOR TOTALS</b>		<b>0-2</b>	<b>4.66</b>	<b>6</b>	<b>6</b>	<b>0</b>	<b>0</b>	<b>0</b>	<b>0</b>	<b>19.1</b>	<b>22</b>	<b>11</b>	<b>10</b>	<b>1</b>	<b>2</b>	<b>5</b>	<b>0</b>	<b>22</b>	<b>2</b>	<b>1</b>	<b>.278</b>

### DANIEL COLINA

RHP

AGE: 17 BORN: Nov. 16, 2006 in Maracaibo, VZ  
 BATS & THROWS: Right  
 HIGH SCHOOL: —

RESIDES: Maracaibo, VZ HT.: 6-1 WT.: 180  
 ACQUIRED: Signed as international free agent, Jan. 15, 2024  
 COLLEGE: —

FULL NAME: Daniel Ernesto Colina

SIGNED BY: Vicente Lupo (Angels)

Year	Club	W-L	ERA	G	GS	CG	GF	SHO	SV	IP	H	R	ER	HR	HB	BB	IBB	SO	WP	BK	BAA
------	------	-----	-----	---	----	----	----	-----	----	----	---	---	----	----	----	----	-----	----	----	----	-----

Will make professional debut in 2024

### OPTIEL COLINA

INF

AGE: 18 BORN: Nov. 8, 2005 in Queens, NY  
 BATS & THROWS: Right  
 HIGH SCHOOL: —

RESIDES: Santo Domingo, DR HT.: 6-2 WT.: 180  
 ACQUIRED: Signed as international free agent, Mar. 30, 2023  
 COLLEGE: —

FULL NAME: Optiel Jesus Colina

SIGNED BY: Frank Tejada (Angels)

Year	Club	AVG	G	AB	R	H	2B	3B	HR	RBI	SH	SF	HBP	BB	IBB	SO	SB	CS	GDP	SLG	OBP	E
2023—	Angels (DSL)	.176	26	51	10	9	1	1	0	2	0	1	5	17	0	24	5	0	2	.235	.419	2
<b>MINOR TOTALS</b>		<b>.176</b>	<b>26</b>	<b>51</b>	<b>10</b>	<b>9</b>	<b>1</b>	<b>1</b>	<b>0</b>	<b>2</b>	<b>0</b>	<b>1</b>	<b>5</b>	<b>17</b>	<b>0</b>	<b>24</b>	<b>5</b>	<b>0</b>	<b>2</b>	<b>.235</b>	<b>.419</b>	<b>2</b>

### RYAN COSTEIU

RHP

AGE: 23 BORN: Nov.. 28, 2000 in Walnut Creek, CA  
 BATS & THROWS: Right  
 HIGH SCHOOL: De La Salle HS (Concord, CA)

RESIDES: Clayton, CA HT.: 6-0 WT.: 200  
 ACQUIRED: Seventh round of 2021 First-Year Player Draft  
 COLLEGE: University of Arkansas

FULL NAME: Ryan Michael Costeiu

SIGNED BY: Joel Murrie (Angels)

Year	Club	W-L	ERA	G	GS	CG	GF	SHO	SV	IP	H	R	ER	HR	HB	BB	IBB	SO	WP	BK	BAA
2021—	Inland Empire	1-0	4.30	9	0	0	3	0	2	14.2	14	10	7	3	1	6	1	25	0	0	.250
	Tri-City	0-0	0.00	2	0	0	1	0	0	3.0	1	0	0	0	0	0	0	6	0	0	.111
2022—	Tri-City	3-5	3.42	16	10	0	3	0	1	68.1	60	29	26	7	2	19	0	81	4	1	.239
2023—										INJURED-DID NOT PLAY											
<b>MINOR TOTALS</b>		<b>4-5</b>	<b>3.45</b>	<b>27</b>	<b>10</b>	<b>0</b>	<b>7</b>	<b>0</b>	<b>3</b>	<b>86.0</b>	<b>75</b>	<b>39</b>	<b>33</b>	<b>10</b>	<b>3</b>	<b>25</b>	<b>1</b>	<b>112</b>	<b>4</b>	<b>1</b>	<b>.237</b>

### MATT COUTNEY

INF

AGE: 24 BORN: July 8, 1999 in Wetaskiwin, AB, Canada  
 BATS: Left THROWS: Right  
 HIGH SCHOOL: Wetaskiwin Composite (Wetaskiwin, AB, Canada)

RESIDES: Wetaskiwin, AB, Canada HT.: 6-1 WT.: 230  
 ACQUIRED: 10th round of 2022 First-Year Player Draft  
 COLLEGE: Old Dominion University (Norfolk, VA)

FULL NAME: Matthew Frank Coutney

SIGNED BY: Nick Gorneault (Angels)

Year	Club	AVG	G	AB	R	H	2B	3B	HR	RBI	SH	SF	HBP	BB	IBB	SO	SB	CS	GDP	SLG	OBP	E
2022—	Angels (ACL)	.231	9	26	5	6	1	0	1	1	0	0	0	0	0	11	0	0	0	.385	.375	1
2023—	Inland Empire	.260	74	262	43	68	8	4	12	54	0	5	6	47	1	87	0	0	9	.458	.378	2
	Tri-City	.272	47	173	16	47	8	1	3	17	0	2	6	11	1	66	0	1	3	.382	.333	3
<b>MINOR TOTALS</b>		<b>.262</b>	<b>130</b>	<b>461</b>	<b>64</b>	<b>121</b>	<b>17</b>	<b>5</b>	<b>16</b>	<b>72</b>	<b>0</b>	<b>7</b>	<b>12</b>	<b>64</b>	<b>2</b>	<b>164</b>	<b>0</b>	<b>1</b>	<b>12</b>	<b>.425</b>	<b>.362</b>	<b>6</b>

### ANDRES COVA

LHP

AGE: 19 BORN: Nov. 21, 2004 in Estado Vargas, VZ  
 BATS & THROWS: Left  
 HIGH SCHOOL: —

RESIDES: Estado Vargas, VZ HT.: 6-2 WT.: 165  
 ACQUIRED: Signed as international free agent, Sept. 5, 2023  
 COLLEGE: —

FULL NAME: Andres Cova

SIGNED BY: Ender Gonzalez (Angels)

Year	Club	W-L	ERA	G	GS	CG	GF	SHO	SV	IP	H	R	ER	HR	HB	BB	IBB	SO	WP	BK	BAA
------	------	-----	-----	---	----	----	----	-----	----	----	---	---	----	----	----	----	-----	----	----	----	-----

Will make professional debut in 2024



# PLAYER DEVELOPMENT ORGANIZATIONAL PLAYERS

## HANS CROUSE

LHP

AGE: 25 BORN: Sept. 15, 1998 in Dana Point, CA

RESIDES: Dana Point, CA

HT.: 6-5 WT.: 210

BATS: Left THROWS: Right

ACQUIRED: Signed as minor league free agent, Feb. 8, 2024

HIGH SCHOOL: Dana Hills HS (Dana Point, CA)

COLLEGE: —

FULL NAME: Hans Michael Crouse

SIGNED BY: Steve Flores (Rangers)

Year	Club	W-L	ERA	G	GS	CG	GF	SHO	SV	IP	H	R	ER	HR	HB	BB	IBB	SO	WP	BK	BAA
2017	—	Rangers (AZL)	0-0	0.45	10	6	0	0	0	20.0	7	2	1	1	2	7	0	30	1	0	.109
2018	—	Spokane	5-1	2.37	8	8	0	0	0	38.0	25	11	10	2	0	11	0	47	4	0	.179
		Hickory	0-2	2.70	5	5	0	0	0	16.2	18	9	5	1	1	8	0	15	1	0	.273
2019	—	Hickory	6-1	4.41	19	19	0	0	0	87.2	86	49	43	12	8	19	0	76	8	0	.256
2020	—									DID NOT PLAY - No Minor League Season											
2021	—	Frisco	3-2	3.35	13	13	0	0	0	51.0	27	20	19	5	2	19	0	54	2	1	.157
		Reading	2-2	2.73	6	6	0	0	0	29.2	24	9	9	3	2	12	0	38	2	0	.222
		Lehigh Valley	0-0	6.23	1	1	0	0	0	4.1	5	3	3	1	0	3	0	6	0	0	.294
		PHILADELPHIA	0-2	5.14	2	2	0	0	0	7.0	4	4	4	2	0	7	0	2	0	0	.167
2022	—	Lehigh Valley	0-3	13.14	5	5	0	0	0	12.1	21	18	18	2	0	6	0	13	4	0	.375
2023	—	Lehigh Valley	1-3	6.75	16	0	0	1	0	20.0	23	17	15	4	1	21	2	26	1	1	.288
		Clearwater	0-0	0.00	1	0	0	0	0	1.0	0	0	0	0	0	0	0	1	0	0	.000
		Reading	0-0	0.00	1	0	0	0	0	1.0	0	0	0	0	0	1	0	2	0	0	.000
		MAJOR TOTALS	0-2	5.14	2	2	0	0	0	7.0	4	4	4	2	0	7	0	2	0	0	.167
		MINOR TOTALS	17-14	3.93	85	63	0	1	0	281.2	236	138	123	31	16	107	2	308	23	2	.226

## CASEY DANA

OF

AGE: 24 BORN: May 31, 1999 in Goshen, NY

RESIDES: Montgomery, NY

HT.: 6-4 WT.: 215

BATS & THROWS: Right

ACQUIRED: 16th round of 2022 First-Year Player Draft

HIGH SCHOOL: Don Bosco Preparatory HS (Ramsey, NJ)

COLLEGE: University of Connecticut

FULL NAME: Casey Patrick Dana

SIGNED BY: Drew Dominguez (Angels)

Year	Club	AVG	G	AB	R	H	2B	3B	HR	RBI	SH	SF	HBP	BB	IBB	SO	SB	CS	GDP	SLG	OBP	E	
2022	—	Angels (ACL)	.429	2	7	1	3	1	0	0	1	0	0	0	0	0	0	0	2	.571	.429	0	
		Tri-City	.209	21	86	14	18	3	2	1	9	1	0	2	2	0	18	0	2	3.326	.244	3	
2023	—	Tri-City	.134	61	172	15	23	3	0	3	19	2	2	4	17	0	81	2	1	1.203	.226	8	
		MINOR TOTALS	.166	84	265	30	44	7	2	4	29	3	2	6	19	0	99	2	3	6	.253	.236	11

## MICHAEL DARRELL-HICKS

RHP

AGE: 26 BORN: Nov. 13, 1997 in Parkersburg, WV

RESIDES: Bowling Green, KY

HT.: 6-5 WT.: 220

BATS & THROWS: Right

ACQUIRED: Signed as non-drafted free agent, July 26, 2022

HIGH SCHOOL: South Warren HS (Bowling Green, KY)

COLLEGE: Jacksonville University

FULL NAME: Michael Brian Darrell-Hicks

SIGNED BY: —

Year	Club	W-L	ERA	G	GS	CG	GF	SHO	SV	IP	H	R	ER	HR	HB	BB	IBB	SO	WP	BK	BAA	
2022	—	Inland Empire	2-1	10.61	7	0	0	1	0	0	9.1	9	12	11	1	0	8	0	10	1	0	.237
2023	—	Inland Empire	3-0	4.22	12	6	0	3	0	1	42.2	40	21	20	2	2	9	0	53	2	0	.247
		Tri-City	2-4	3.15	13	9	0	1	0	0	54.1	48	21	19	4	5	21	0	59	0	1	.232
		Rocket City	0-3	6.00	3	3	0	0	0	0	12.0	12	9	8	2	2	5	0	12	0	0	.250
		MINOR TOTALS	7-8	4.41	35	18	0	5	0	1	118.1	109	63	58	9	9	43	0	134	3	1	.240

## JACK DASHWOOD

LHP

AGE: 26 BORN: Nov. 17, 1997 in San Diego, CA

RESIDES: Carlsbad, CA

HT.: 6-6 WT.: 240

BATS & THROWS: Left

ACQUIRED: 12th round of 2019 First-Year Player Draft

HIGH SCHOOL: St. Augustine HS (San Diego, CA)

COLLEGE: UC Santa Barbara

FULL NAME: Jack Corey Dashwood

SIGNED BY: Ben Diggins (Angels)

Year	Club	W-L	ERA	G	GS	CG	GF	SHO	SV	IP	H	R	ER	HR	HB	BB	IBB	SO	WP	BK	BAA	
2019	—									DID NOT PLAY												
2020	—									DID NOT PLAY - No Minor League Season												
2021	—	Inland Empire	3-1	3.43	15	4	0	9	0	3	57.2	50	24	22	5	1	8	0	69	1	0	.227
		Tri-City	3-1	5.01	5	1	0	1	0	0	23.1	35	16	13	3	2	6	0	18	1	0	.350
		Salt Lake	1-2	8.03	6	5	0	1	0	1	24.2	43	25	22	7	0	6	0	21	1	0	.381
2022	—	Rocket City	1-1	4.92	31	1	0	9	0	0	60.1	53	35	33	9	3	21	0	84	3	0	.230
2023	—	Rocket City	2-0	5.67	18	1	0	5	0	0	27.0	35	20	17	9	1	12	0	30	1	1	.315
		Salt Lake	0-1	12.00	1	0	0	0	0	0	3.0	4	4	4	3	0	0	0	4	0	0	.286
		MINOR TOTALS	10-6	5.10	76	12	0	25	0	4	196.0	220	124	111	36	7	53	0	226	7	1	.279

# PLAYER DEVELOPMENT

## ORGANIZATIONAL PLAYERS

### RANDY DE JESUS

INF

AGE: 19 BORN: Feb. 13, 2005 in Bonao, DR

RESIDES: Bonao, DR

HT.: 6-4

WT.: 210

BATS & THROWS: Right

ACQUIRED: Signed as international free agent, Jan. 15, 2022

HIGH SCHOOL: —

COLLEGE: —

FULL NAME: Randy Javier De Jesus

SIGNED BY: Jochy Cabrera (Angels)

Year	Club	AVG	G	AB	R	H	2B	3B	HR	RBI	SH	SF	HBP	BB	IBB	SO	SB	CS	GDP	SLG	OBP	E
2022—	Angels (DSL)	.272	52	184	33	50	13	1	7	43	0	0	6	20	0	45	5	3	3	.467	.362	1
2023—	Angels (ACL)	.249	48	181	32	45	9	0	2	26	0	2	2	15	0	50	4	2	3	.331	.310	3
MINOR TOTALS		.260	100	365	65	95	22	1	9	69	0	2	8	35	0	95	9	5	6	.400	.337	4

### GREYLIN DE LA PAZ

INF

AGE: 16 BORN: May 10, 2007 in Ansonia, DR

RESIDES: Ansonia, DR

HT.: 5-11

WT.: 170

BATS & THROWS: Right

ACQUIRED: Signed as international free agent, Jan. 15, 2024

HIGH SCHOOL: —

COLLEGE: —

FULL NAME: Greylin Cecilio De La Paz

SIGNED BY: Frank Tejada (Angels)

Year	Club	AVG	G	AB	R	H	2B	3B	HR	RBI	SH	SF	HBP	BB	IBB	SO	SB	CS	GDP	SLG	OBP	E
Will make professional debut in 2024																						

### DIORIS DE LA ROSA

RHP

AGE: 17 BORN: Oct. 26, 2006 in Sanchez, DR

RESIDES: Sanchez, DR

HT.: 6-4

WT.: 190

BATS & THROWS: Right

ACQUIRED: Signed as international free agent, Jan. 15, 2024

HIGH SCHOOL: —

COLLEGE: —

FULL NAME: Dioris Perfecto De La Rosa

SIGNED BY: Rusbell Cabrera (Angels)

Year	Club	W-L	ERA	G	GS	CG	GF	SHO	SV	IP	H	R	ER	HR	HB	BB	IBB	SO	WP	BK	BAA	
Will make professional debut in 2024																						

### WILBERSON DE PEÑA

OF

AGE: 17 BORN: Nov. 10, 2006 in Santo Domingo, DR

RESIDES: Santo Domingo, DR

HT.: 6-2

WT.: 180

BATS & THROWS: Right

ACQUIRED: Signed as international free agent, Jan. 15, 2024

HIGH SCHOOL: —

COLLEGE: —

FULL NAME: Wilberson De Peña

SIGNED BY: Rusbell Cabrera (Angels)

Year	Club	AVG	G	AB	R	H	2B	3B	HR	RBI	SH	SF	HBP	BB	IBB	SO	SB	CS	GDP	SLG	OBP	E
Will make professional debut in 2024																						

### SONNY DICHIAARA

INF

AGE: 24 BORN: July 29, 1999 in Homewood, AL

RESIDES: Hoover, AL

HT.: 6-1

WT.: 263

BATS & THROWS: Right

ACQUIRED: Fifth round of 2022 First-Year Player Draft

HIGH SCHOOL: Hoover HS (Hoover, AL)

COLLEGE: Auburn University, Samford University

FULL NAME: Jackson DiChiara

SIGNED BY: Chris McAlpin (Angels)

Year	Club	AVG	G	AB	R	H	2B	3B	HR	RBI	SH	SF	HBP	BB	IBB	SO	SB	CS	GDP	SLG	OBP	E
2022—	Rocket City	.195	36	118	7	23	2	0	1	10	0	0	6	25	0	55	1	1	3	.237	.362	0
2023—	Rocket City	.223	77	282	34	63	13	0	8	38	0	3	7	38	0	114	0	0	5	.355	.327	1
MINOR TOTALS		.215	113	400	41	86	15	0	9	48	0	3	13	63	0	169	1	1	8	.320	.338	1

### SAMIL DISHMEY

OF

AGE: 18 BORN: Dec. 22, 2005 in Samana, DR

RESIDES: Samana, DR

HT.: 6-2

WT.: 170

BATS: Left THROWS: Right

ACQUIRED: Signed as international free agent, Jan. 15, 2023

HIGH SCHOOL: —

COLLEGE: —

FULL NAME: Samil Dishmey

SIGNED BY: Jochy Cabrera (Angels)

Year	Club	AVG	G	AB	R	H	2B	3B	HR	RBI	SH	SF	HBP	BB	IBB	SO	SB	CS	GDP	SLG	OBP	E
2023—	Angels (DSL)	.294	35	102	17	30	1	0	1	8	0	0	3	14	0	17	6	6	2	.333	.395	1
MINOR TOTALS		.294	35	102	17	30	1	0	1	8	0	0	3	14	0	17	6	6	2	.333	.395	1

### KEVIN DOWDELL

LHP

AGE: 24 BORN: Dec. 3, 1999 in Birmingham, AL

RESIDES: Montevallo, AL

HT.: 6-1

WT.: 208

BATS & THROWS: Left

ACQUIRED: Signed as non-drafted free agent, July 18, 2023

HIGH SCHOOL: Calera HS (Calera, AL)

COLLEGE: West Virginia University

FULL NAME: Kevin Andrew Dowdell

SIGNED BY: Ross Vecchio (Angels)

Year	Club	W-L	ERA	G	GS	CG	GF	SHO	SV	IP	H	R	ER	HR	HB	BB	IBB	SO	WP	BK	BAA
2023—	Angels (ACL)	0-0	16.20	4	0	0	0	0	0	3.1	5	6	6	0	3	4	0	2	1	0	.357
MINOR TOTALS		0-0	16.20	4	0	0	0	0	0	3.1	5	6	6	0	3	4	0	2	1	0	.357

# PLAYER DEVELOPMENT ORGANIZATIONAL PLAYERS

## ATHANAEL DUARTE

INF

AGE: 19 BORN: Nov. 11, 2004 in Bonao, DR

RESIDES: Bonao, DR

HT.: 5-10 WT.: 165

BATS & THROWS: Right

ACQUIRED: Signed as international free agent, May 27, 2022.

HIGH SCHOOL: —

COLLEGE: —

FULL NAME: Athanael Duarte

SIGNED BY: Jochy Cabrera (Angels)

Year	Club	AVG	G	AB	R	H	2B	3B	HR	RBI	SH	SF	HBP	BB	IBB	SO	SB	CS	GDP	SLG	OBP	E
2022	— Angels (DSL)	.210	41	124	20	26	6	1	3	23	0	1	2	22	1	27	12	2	0	.347	.336	15
2023	— Angels (DSL)	.311	45	151	21	47	7	0	3	25	1	2	12	0	19	9	0	3	.417	.363	5	
<b>MINOR TOTALS</b>		<b>.265</b>	<b>86</b>	<b>275</b>	<b>41</b>	<b>73</b>	<b>13</b>	<b>1</b>	<b>6</b>	<b>48</b>	<b>1</b>	<b>4</b>	<b>4</b>	<b>34</b>	<b>1</b>	<b>46</b>	<b>21</b>	<b>2</b>	<b>3</b>	<b>.385</b>	<b>.350</b>	<b>20</b>

## BRANDON DUFAULT

RHP

AGE: 25 BORN: Oct. 19, 1998 in Lowell, NH

RESIDES: Hudson, NH

HT.: 6-5 WT.: 200

BATS & THROWS: Right

ACQUIRED: 16th round of 2021 First-Year Player Draft

HIGH SCHOOL: Windham High School (Windham, NH)

COLLEGE: Northeastern University

FULL NAME: Brandon David Dufault

SIGNED BY: Drew Dominguez (Angels)

Year	Club	W-L	ERA	G	GS	CG	GF	SHO	SV	IP	H	R	ER	HR	HB	BB	IBB	SO	WP	BK	BAA
2021	— Inland Empire	0-0	3.52	9	0	0	6	0	1	15.1	12	9	6	2	0	9	0	20	2	0	.211
	Tri-City	0-1	13.50	2	0	0	1	0	0	2.0	3	3	3	1	0	1	0	4	1	0	.333
2022	— Tri-City	1-2	4.93	34	0	0	17	0	3	45.2	43	35	25	5	5	28	0	65	4	1	.249
2023	— Rocket City	1-0	5.66	16	0	0	6	0	0	20.2	21	13	13	0	3	19	0	19	5	0	.259
<b>MINOR TOTALS</b>		<b>2-3</b>	<b>5.06</b>	<b>61</b>	<b>0</b>	<b>0</b>	<b>30</b>	<b>0</b>	<b>4</b>	<b>83.2</b>	<b>79</b>	<b>60</b>	<b>47</b>	<b>8</b>	<b>8</b>	<b>57</b>	<b>0</b>	<b>108</b>	<b>12</b>	<b>1</b>	<b>.247</b>

## MYLES EMMERSON

C

AGE: 25 BORN: May 15, 1998 in San Diego, CA

RESIDES: Spring Valley, CA

HT.: 5-11 WT.: 185

BATS & THROWS: Right

ACQUIRED: Signed as non-drafted free agent, July 17, 2021

HIGH SCHOOL: El Capitan HS (San Diego, CA)

COLLEGE: California Polytechnic State University San Luis Obispo

FULL NAME: Myles Owen Emmerson

SIGNED BY: Ben Diggins (Angels)

Year	Club	AVG	G	AB	R	H	2B	3B	HR	RBI	SH	SF	HBP	BB	IBB	SO	SB	CS	GDP	SLG	OBP	E
2021	— Inland Empire	.247	23	73	11	18	5	0	1	8	0	0	3	15	0	23	0	2	0	.356	.396	5
2022	— Inland Empire	.238	74	256	31	61	11	0	2	32	0	1	2	29	1	59	6	1	10	.305	.319	7
2023	— Rocket City	.333	4	12	2	4	1	0	0	3	0	0	0	0	6	0	0	0	0	.417	.333	0
	Tri-City	.178	65	219	27	39	8	1	0	12	1	0	0	23	0	76	1	0	10	.224	.256	5
<b>MINOR TOTALS</b>		<b>.218</b>	<b>166</b>	<b>560</b>	<b>71</b>	<b>122</b>	<b>25</b>	<b>1</b>	<b>3</b>	<b>55</b>	<b>1</b>	<b>1</b>	<b>5</b>	<b>67</b>	<b>1</b>	<b>164</b>	<b>7</b>	<b>3</b>	<b>20</b>	<b>.282</b>	<b>.306</b>	<b>17</b>

## NIXON ENCARNACION

RHP

AGE: 19 BORN: Dec. 30, 2004 in Santo Domingo, DR

RESIDES: Santo Domingo, DR

HT.: 6-2 WT.: 180

BATS & THROWS: Right

ACQUIRED: Signed as international free agent, Jan. 15, 2022

HIGH SCHOOL: —

COLLEGE: —

FULL NAME: Nixon Manuel Encarnacion

SIGNED BY: Rusbell Cabrera (Angels)

Year	Club	W-L	ERA	G	GS	CG	GF	SHO	SV	IP	H	R	ER	HR	HB	BB	IBB	SO	WP	BK	BAA	
2022	— Angels (DSL)	3-1	3.28	9	9	0	0	0	0	35.2	30	19	13	1	8	21	0	43	14	2	.238	
2023	—	DID NOT PLAY																				
<b>MINOR TOTALS</b>		<b>3-1</b>	<b>3.28</b>	<b>9</b>	<b>9</b>	<b>0</b>	<b>0</b>	<b>0</b>	<b>0</b>	<b>35.2</b>	<b>30</b>	<b>19</b>	<b>13</b>	<b>1</b>	<b>8</b>	<b>21</b>	<b>0</b>	<b>43</b>	<b>14</b>	<b>2</b>	<b>.238</b>	

## MASON ERLA

RHP

AGE: 26 BORN: Aug. 19, 1997 in Bay City, MI

RESIDES: Cass City, MI

HT.: 6-4 WT.: 200

BATS & THROWS: Right

ACQUIRED: 17th round of 2021 First-Year Player Draft

HIGH SCHOOL: Cass City HS (Cass City, MI)

COLLEGE: Michigan State University

FULL NAME: Mason Andrew Erla

SIGNED BY: Drew Dominguez (Angels)

Year	Club	W-L	ERA	G	GS	CG	GF	SHO	SV	IP	H	R	ER	HR	HB	BB	IBB	SO	WP	BK	BAA
2021	— Angels (ACL)	1-0	0.00	2	1	0	0	0	0	5.0	2	0	0	0	0	0	0	9	0	0	.125
	Tri-City	0-1	3.86	1	1	0	0	0	0	2.1	2	2	1	0	0	0	0	2	0	0	.200
2022	— Rocket City	5-6	4.28	16	16	0	0	0	0	82.0	88	42	39	9	4	19	0	64	0	0	.274
2023	— Rocket City	1-3	5.65	6	6	1	0	0	0	28.2	32	21	18	5	2	16	0	26	5	0	.278
	Salt Lake	0-3	13.50	7	5	0	0	0	0	20.2	35	35	31	5	1	14	0	13	0	0	.380
<b>MINOR TOTALS</b>		<b>7-13</b>	<b>5.78</b>	<b>32</b>	<b>29</b>	<b>1</b>	<b>0</b>	<b>0</b>	<b>0</b>	<b>138.2</b>	<b>159</b>	<b>100</b>	<b>89</b>	<b>19</b>	<b>7</b>	<b>49</b>	<b>0</b>	<b>114</b>	<b>5</b>	<b>0</b>	<b>.287</b>

# PLAYER DEVELOPMENT

## ORGANIZATIONAL PLAYERS

### EDUARDO ESPINAL

OF

AGE: 18 BORN: Nov. 19, 2005 in Pimentel, DR

RESIDES: San Francisco de Macoris, DR HT.: 6-1 WT.: 175

BATS & THROWS: Right

ACQUIRED: Signed as international free agent, Jan. 15, 2023

HIGH SCHOOL: —

COLLEGE: —

FULL NAME: Eduardo Espinal

SIGNED BY: Frank Tejada (Angels)

Year	Club	AVG	G	AB	R	H	2B	3B	HR	RBI	SH	SF	HBP	BB	IBB	SO	SB	CS	GDP	SLG	OBP	E
2023—	Angels (DSL)	.225	22	80	12	18	5	0	0	7	0	1	4	9	0	29	11	1	0	.288	.330	2
<b>MINOR TOTALS</b>		<b>.225</b>	<b>22</b>	<b>80</b>	<b>12</b>	<b>18</b>	<b>5</b>	<b>0</b>	<b>0</b>	<b>7</b>	<b>0</b>	<b>1</b>	<b>4</b>	<b>9</b>	<b>0</b>	<b>29</b>	<b>11</b>	<b>1</b>	<b>0</b>	<b>.288</b>	<b>.330</b>	<b>2</b>

### CARLOS ESPINOSA

RHP

AGE: 22 BORN: Aug. 8, 2001 in Najasa, CU

RESIDES: Najasa, CU HT.: 6-2 WT.: 190

BATS & THROWS: Right

ACQUIRED: From Houston in exchange for OF Trey Cabbage, Jan. 31, 2024

HIGH SCHOOL: —

COLLEGE: —

FULL NAME: Carlos Luis Espinosa

SIGNED BY: Charlie Gonzalez (Astros)

Year	Club	W-L	ERA	G	GS	CG	GF	SHO	SV	IP	H	R	ER	HR	HB	BB	IBB	SO	WP	BK	BAA
2022—	Astros/Orange (FCL)	1-2	2.60	11	4	0	3	0	2	27.2	20	8	8	1	0	10	0	28	3	1	.200
2023—	Astros (FCL)	0-1	3.46	4	1	0	1	0	0	13.0	12	7	5	0	0	4	0	21	6	0	.235
	Fayetteville	4-4	4.53	11	6	0	4	0	0	43.2	40	27	22	7	2	22	0	49	14	1	.237
<b>MINOR TOTALS</b>		<b>5-7</b>	<b>3.74</b>	<b>26</b>	<b>11</b>	<b>0</b>	<b>8</b>	<b>0</b>	<b>2</b>	<b>84.1</b>	<b>72</b>	<b>42</b>	<b>35</b>	<b>8</b>	<b>2</b>	<b>36</b>	<b>0</b>	<b>98</b>	<b>23</b>	<b>2</b>	<b>.225</b>

### JOSE FERMIN

RHP

AGE: 22 BORN: Nov. 28, 2001 in Payita, DR

RESIDES: Payita, DR

HT.: 6-3 WT.: 245

BATS & THROWS: Right

ACQUIRED: Signed as international free agent, Oct. 20, 2023

HIGH SCHOOL: —

COLLEGE: —

FULL NAME: Jose Fermin

SIGNED BY: Jonathan Genao (Angels)

Year	Club	W-L	ERA	G	GS	CG	GF	SHO	SV	IP	H	R	ER	HR	HB	BB	IBB	SO	WP	BK	BAA
Will make professional debut in 2024																					

### TUCKER FLINT

OF

AGE: 22 BORN: Apr. 5, 2001 in Providence, RI

RESIDES: East Greenwich, RI

HT.: 6-2 WT.: 215

BATS & THROWS: Left

ACQUIRED: 13th round of 2022 First-Year Player Draft

HIGH SCHOOL: Bishop Hendricken HS (Warwick, RI)

COLLEGE: Chipola College (Marianna, FL)

FULL NAME: Tucker Steven Flint

SIGNED BY: Chris McAlpin (Angels)

Year	Club	AVG	G	AB	R	H	2B	3B	HR	RBI	SH	SF	HBP	BB	IBB	SO	SB	CS	GDP	SLG	OBP	E
2022—	Inland Empire	.287	30	101	24	29	8	0	3	20	0	1	6	23	0	40	6	1	0	.455	.443	6
2023—	Rocket City	.233	123	433	64	101	23	4	13	63	0	1	18	67	1	151	4	4	6	.395	.358	6
<b>MINOR TOTALS</b>		<b>.243</b>	<b>153</b>	<b>534</b>	<b>88</b>	<b>130</b>	<b>31</b>	<b>4</b>	<b>16</b>	<b>83</b>	<b>0</b>	<b>2</b>	<b>24</b>	<b>90</b>	<b>1</b>	<b>191</b>	<b>10</b>	<b>5</b>	<b>6</b>	<b>.406</b>	<b>.375</b>	<b>12</b>

### JERSON FLORENTINO

INF

AGE: 19 BORN: Oct. 23, 2004 in Samana, DR

RESIDES: Samana, DR

HT.: 5-7 WT.: 155

BATS & THROWS: Right

ACQUIRED: Signed as international free agent, Jan. 27, 2022

HIGH SCHOOL: —

COLLEGE: —

FULL NAME: Jerson Florentino

SIGNED BY: Jonathan Genao (Angels)

Year	Club	AVG	G	AB	R	H	2B	3B	HR	RBI	SH	SF	HBP	BB	IBB	SO	SB	CS	GDP	SLG	OBP	E
2022—	Angels (DSL)	.209	51	148	30	31	6	2	0	15	0	2	5	19	0	25	7	0	4	.277	.316	5
2023—	Angels (DSL)	.267	25	60	16	16	4	0	0	8	0	2	2	12	0	5	9	2	0	.333	.395	4
<b>MINOR TOTALS</b>		<b>.226</b>	<b>76</b>	<b>208</b>	<b>46</b>	<b>47</b>	<b>10</b>	<b>2</b>	<b>0</b>	<b>23</b>	<b>0</b>	<b>4</b>	<b>7</b>	<b>31</b>	<b>0</b>	<b>30</b>	<b>16</b>	<b>2</b>	<b>4</b>	<b>.293</b>	<b>.340</b>	<b>9</b>

### RONALDO FLORES

C

AGE: 21 BORN: May 17, 2002 in Maracay, VZ

RESIDES: Cagua, VZ

HT.: 6-0 WT.: 175

BATS & THROWS: Right

ACQUIRED: From San Francisco in AAA Rule 5 Draft on Dec. 7, 2022

HIGH SCHOOL: —

COLLEGE: —

FULL NAME: Ronaldo Antonio Flores

SIGNED BY: Edgar Fernandez (Giants)

Year	Club	AVG	G	AB	R	H	2B	3B	HR	RBI	SH	SF	HBP	BB	IBB	SO	SB	CS	GDP	SLG	OBP	E
2019—	Giants (DSL)	.325	51	191	34	62	7	0	3	35	0	4	7	9	0	29	1	1	4	.408	.370	11
2020—																						
DID NOT PLAY - No Minor League Season																						
2021—	Giants Bl. (ACL)	.280	38	118	13	33	7	1	0	12	0	2	3	5	0	28	0	0	5	.356	.320	4
	San Jose	.000	1	3	0	0	0	0	0	0	0	0	0	0	0	1	0	0	1	1.000	.000	0
2022—	Eugene	.182	5	11	1	2	1	0	0	0	0	0	0	0	0	4	0	0	0	.273	.182	0
	San Jose	.275	21	69	11	19	1	0	5	10	0	1	1	3	0	16	1	0	2	.507	.311	2
2023—	Inland Empire	.266	83	297	30	79	19	1	4	28	0	1	2	20	0	68	1	1	9	.377	.316	4
<b>MINOR TOTALS</b>		<b>.283</b>	<b>199</b>	<b>689</b>	<b>89</b>	<b>195</b>	<b>35</b>	<b>2</b>	<b>12</b>	<b>85</b>	<b>0</b>	<b>8</b>	<b>13</b>	<b>37</b>	<b>0</b>	<b>146</b>	<b>3</b>	<b>2</b>	<b>21</b>	<b>.392</b>	<b>.328</b>	<b>21</b>



# PLAYER DEVELOPMENT ORGANIZATIONAL PLAYERS

## JHASIR FLOREZ

RHP

AGE: 17 BORN: Dec. 31, 2006 in Panama City, Panama

RESIDES: Panama City, Panama HT.: 6-4 WT.: 170

BATS & THROWS: Right

ACQUIRED: Signed as international free agent, Jan. 15, 2024

HIGH SCHOOL: —

COLLEGE: —

FULL NAME: Jhasir Emanuel Florez

SIGNED BY: Raul Gonzalez (Angels)

Year	Club	W-L	ERA	G	GS	CG	GF	SHO	SV	IP	H	R	ER	HR	HB	BB	IBB	SO	WP	BK	BAA
------	------	-----	-----	---	----	----	----	-----	----	----	---	---	----	----	----	----	-----	----	----	----	-----

Will make professional debut in 2024

## RIO FOSTER

OF

AGE: 20 BORN: June 18, 2003 in Athens, GA

RESIDES: Athens, GA HT.: 6-3 WT.: 205

BATS & THROWS: Right

ACQUIRED: 16th round of 2023 First-Year Player Draft

HIGH SCHOOL: Clarke Central HS (Athens, GA)

COLLEGE: Florence-Darlington Tech College (Florence, SC)

FULL NAME: Rio Allen Foster

SIGNED BY: Chris McAlpin (Angels)

Year	Club	AVG	G	AB	R	H	2B	3B	HR	RBI	SH	SF	HBP	BB	IBB	SO	SB	CS	GDP	SLG	OBP	E
------	------	-----	---	----	---	---	----	----	----	-----	----	----	-----	----	-----	----	----	----	-----	-----	-----	---

2023—	Angels (ACL)	.174	8	23	2	4	0	0	0	1	0	0	0	2	0	2	0	1	1	.174	.240	0
-------	--------------	------	---	----	---	---	---	---	---	---	---	---	---	---	---	---	---	---	---	------	------	---

MINOR TOTALS		.174	8	23	2	4	0	0	0	1	0	0	0	2	0	10	0	1	1	.174	.240	0
--------------	--	------	---	----	---	---	---	---	---	---	---	---	---	---	---	----	---	---	---	------	------	---

## SADRAC FRANCO

RHP

AGE: 23 BORN: June 4, 2000 in David, Panama

RESIDES: Chiriqui, Panama HT.: 6-0 WT.: 155

BATS & THROWS: Right

ACQUIRED: Signed as international free agent, July 2, 2017

HIGH SCHOOL: —

COLLEGE: —

FULL NAME: Sadrac Daniel Franco

SIGNED BY: Raul Gonzalez (Angels)

Year	Club	W-L	ERA	G	GS	CG	GF	SHO	SV	IP	H	R	ER	HR	HB	BB	IBB	SO	WP	BK	BAA
------	------	-----	-----	---	----	----	----	-----	----	----	---	---	----	----	----	----	-----	----	----	----	-----

2017—	Angels (DSL)	1-3	3.45	7	1	0	1	0	0	15.2	15	8	6	0	0	3	0	14	0	0	.246
-------	--------------	-----	------	---	---	---	---	---	---	------	----	---	---	---	---	---	---	----	---	---	------

2018—	Angels (AZL)	1-1	4.94	12	3	0	1	0	1	31.0	30	20	17	1	0	19	0	32	10	1	.250
-------	--------------	-----	------	----	---	---	---	---	---	------	----	----	----	---	---	----	---	----	----	---	------

2023—	Orem	1-1	14.54	2	0	0	0	0	0	4.1	7	7	7	0	3	2	0	4	4	0	.389
-------	------	-----	-------	---	---	---	---	---	---	-----	---	---	---	---	---	---	---	---	---	---	------

2019—	Orem	0-2	5.04	8	8	0	0	0	0	25.0	28	22	14	5	1	13	0	25	7	0	.272
-------	------	-----	------	---	---	---	---	---	---	------	----	----	----	---	---	----	---	----	---	---	------

2020— DID NOT PLAY - No Minor League Season

2021— DID NOT PLAY

2022— INJURED - DID NOT PLAY

2023—	Inland Empire	3-4	3.67	29	0	0	18	0	4	41.2	38	24	17	6	4	18	2	42	5	0	.242
-------	---------------	-----	------	----	---	---	----	---	---	------	----	----	----	---	---	----	---	----	---	---	------

MINOR TOTALS		6-11	4.67	58	12	0	20	0	5	117.2	118	81	61	12	8	55	2	117	26	1	.257
--------------	--	------	------	----	----	---	----	---	---	-------	-----	----	----	----	---	----	---	-----	----	---	------

## FABIAN GALLARDO

RHP

AGE: 18 BORN: Jan. 24, 2006 in Araure, VZ

RESIDES: Araure, VZ HT.: 6-3 WT.: 180

BATS & THROWS: Right

ACQUIRED: Signed as international free agent, Jan. 15, 2024

HIGH SCHOOL: —

COLLEGE: —

FULL NAME: Fabian Alexander Gallardo

SIGNED BY: Vicente Lupo (Angels)

Year	Club	W-L	ERA	G	GS	CG	GF	SHO	SV	IP	H	R	ER	HR	HB	BB	IBB	SO	WP	BK	BAA
------	------	-----	-----	---	----	----	----	-----	----	----	---	---	----	----	----	----	-----	----	----	----	-----

Will make professional debut in 2024

## CRISTIAN GARCIA

INF

AGE: 19 BORN: July 26, 2004 in Herrera, DR

RESIDES: Santo Domingo, DR HT.: 6-1 WT.: 168

BATS: Switch THROWS: Right

ACQUIRED: Signed as international free agent, June 7, 2021

HIGH SCHOOL: —

COLLEGE: —

FULL NAME: Cristian Miguel Garcia

SIGNED BY: Rusbell Cabrera (Angels)

Year	Club	AVG	G	AB	R	H	2B	3B	HR	RBI	SH	SF	HBP	BB	IBB	SO	SB	CS	GDP	SLG	OBP	E
------	------	-----	---	----	---	---	----	----	----	-----	----	----	-----	----	-----	----	----	----	-----	-----	-----	---

2021—	Angels (DSL)	.232	45	125	14	29	10	1	1	21	0	2	3	25	0	24	8	7	1	.352	.368	6
-------	--------------	------	----	-----	----	----	----	---	---	----	---	---	---	----	---	----	---	---	---	------	------	---

2022—	Angels (ACL)	.236	49	165	26	39	6	2	2	29	1	3	3	17	0	43	1	1	9	.333	.314	11
-------	--------------	------	----	-----	----	----	---	---	---	----	---	---	---	----	---	----	---	---	---	------	------	----

2023—	Angels (ACL)	.266	48	143	25	38	5	5	2	23	0	2	2	37	0	42	1	0	5	.413	.418	8
-------	--------------	------	----	-----	----	----	---	---	---	----	---	---	---	----	---	----	---	---	---	------	------	---

MINOR TOTALS		.245	142	433	65	106	21	8	5	73	1	7	8	79	1	109	10	8	15	.365	.366	25
--------------	--	------	-----	-----	----	-----	----	---	---	----	---	---	---	----	---	-----	----	---	----	------	------	----

## LEONARD GARCIA

LHP

AGE: 20 BORN: Aug. 11, 2003 in Barcelona, VZ

RESIDES: Anzoategui, VZ HT.: 6-2 WT.: 165

BATS & THROWS: Left

ACQUIRED: Signed as international free agent, Aug. 11, 2019

HIGH SCHOOL: —

COLLEGE: —

FULL NAME: Leonard Jesus Garcia Tayupo

SIGNED BY: —

Year	Club	W-L	ERA	G	GS	CG	GF	SHO	SV	IP	H	R	ER	HR	HB	BB	IBB	SO	WP	BK	BAA
------	------	-----	-----	---	----	----	----	-----	----	----	---	---	----	----	----	----	-----	----	----	----	-----

2021—	Angels (ACL)	3-0	4.24	12	5	0	2	0	0	40.1	45	28	19	5	4	18	0	48	2	1	.268
-------	--------------	-----	------	----	---	---	---	---	---	------	----	----	----	---	---	----	---	----	---	---	------

2022—	Inland Empire	1-1	6.83	12	1	0	4	0	2	27.2	36	22	21	1	3	25	0	37	3	1	.319
-------	---------------	-----	------	----	---	---	---	---	---	------	----	----	----	---	---	----	---	----	---	---	------

2022—	Angels (ACL)	2-2	7.20	9	5	0	1	0	0	30.0	38	27	24	4	1	9	0	34	2	2	.302
-------	--------------	-----	------	---	---	---	---	---	---	------	----	----	----	---	---	---	---	----	---	---	------

2023—	Inland Empire	6-5	5.38	22	20	0	0	0	0	102.0	97	65	61	8	15	50	0	98	10	3	.251
-------	---------------	-----	------	----	----	---	---	---	---	-------	----	----	----	---	----	----	---	----	----	---	------

MINOR TOTALS		12-8	5.63	55	31	0	7	0	2	200.0	216	142	125	18	23	102	0	217	17	7	.272
--------------	--	------	------	----	----	---	---	---	---	-------	-----	-----	-----	----	----	-----	---	-----	----	---	------

# PLAYER DEVELOPMENT

## ORGANIZATIONAL PLAYERS

### VICTOR GARCIA

RHP

AGE: 20 BORN: Mar. 28, 2004 in Los Mochis, Mexico RESIDES: Los Mochis, Mexico HT.: 6-1 WT.: 195  
 BATS & THROWS: Right ACQUIRED: Signed as international free agent, Oct. 22, 2023  
 HIGH SCHOOL: — COLLEGE: —  
 FULL NAME: Victor Garcia SIGNED BY: Cosme Valle (Angels)

Year	Club	W-L	ERA	G	GS	CG	GF	SHO	SV	IP	H	R	ER	HR	HB	BB	IBB	SO	WP	BK	BAA
2022—	Quintana Roo (Ind)	0-0	3.00	1	1	0	0	0	0	3.0	1	1	1	0	0	1	0	2	3	0	-
2023—	Quintana Roo (Ind)	1-1	4.41	13	7	0	2	0	0	34.2	35	19	17	5	3	12	0	30	0	0	-
<b>IND. TOTALS</b>		<b>1-1</b>	<b>4.30</b>	<b>14</b>	<b>8</b>	<b>0</b>	<b>2</b>	<b>0</b>	<b>0</b>	<b>37.2</b>	<b>36</b>	<b>20</b>	<b>18</b>	<b>5</b>	<b>3</b>	<b>13</b>	<b>0</b>	<b>32</b>	<b>0</b>	<b>0</b>	<b>-</b>

### MAX GIEG

RHP

AGE: 22 BORN: June 8, 2001 in Lynn, MA RESIDES: Lynn, MA HT.: 6-5 WT.: 230  
 BATS & THROWS: Right ACQUIRED: 18th round of the 2022 First-Year Player Draft  
 HIGH SCHOOL: St. John's Preparatory School (Danvers, MA) COLLEGE: Boston College  
 FULL NAME: Joseph Maxwell Gieg SIGNED BY: Drew Dominguez (Angels)

Year	Club	W-L	ERA	G	GS	CG	GF	SHO	SV	IP	H	R	ER	HR	HB	BB	IBB	SO	WP	BK	BAA
2022—	Inland Empire	1-0	5.06	13	0	0	5	0	1	16.0	15	9	9	2	2	7	0	20	1	0	.250
2023—	Inland Empire	3-2	4.95	31	0	0	13	0	2	40.0	38	27	22	2	1	20	0	49	5	1	.253
<b>MINOR TOTALS</b>		<b>4-2</b>	<b>4.98</b>	<b>44</b>	<b>0</b>	<b>0</b>	<b>18</b>	<b>0</b>	<b>3</b>	<b>56.0</b>	<b>53</b>	<b>36</b>	<b>31</b>	<b>4</b>	<b>3</b>	<b>27</b>	<b>0</b>	<b>69</b>	<b>6</b>	<b>1</b>	<b>.252</b>

### STARLIN GILL

INF

AGE: 24 BORN: Mar. 16, 2000 in San Rafael del Yuma, DR RESIDES: Higüey, DR HT.: 5-10 WT.: 150  
 BATS & THROWS: Right ACQUIRED: Signed as international free agent, Aug. 25, 2017  
 HIGH SCHOOL: — COLLEGE: —  
 FULL NAME: Starlin Abraham Gill Brito SIGNED BY: Domingo Garcia (Angels)

Year	Club	AVG	G	AB	R	H	2B	3B	HR	RBI	SH	SF	HBP	BB	IBB	SO	SB	CS	GDP	SLG	OBP	E
2018—	INJURED — DID NOT PLAY																					
2019—	Angels (DSL)	.303	44	145	29	44	6	1	0	21	1	0	5	18	0	19	15	6	2	.359	.399	17
2020—	DID NOT PLAY - No Minor League Season																					
2021—	Angels (ACL)	.250	26	76	18	19	1	0	0	6	1	0	4	12	0	15	4	3	2	.263	.380	3
	Inland Empire	.156	16	64	9	10	2	1	0	6	0	0	0	1	0	20	0	0	2	.219	.169	1
2022—	Inland Empire	.173	51	133	27	23	2	0	1	13	3	2	5	19	0	34	8	4	0	.211	.296	2
2023—	Inland Empire	.182	9	11	1	2	0	0	0	2	0	0	1	1	0	6	1	0	0	.182	.308	0
<b>MINOR TOTALS</b>		<b>.228</b>	<b>146</b>	<b>429</b>	<b>84</b>	<b>98</b>	<b>11</b>	<b>2</b>	<b>1</b>	<b>48</b>	<b>5</b>	<b>2</b>	<b>15</b>	<b>51</b>	<b>0</b>	<b>94</b>	<b>28</b>	<b>13</b>	<b>6</b>	<b>.270</b>	<b>.330</b>	<b>23</b>

### BEN GOBBEL

INF

AGE: 24 BORN: Nov. 2, 1999 in Cumming, GA RESIDES: Cumming, GA HT.: 6-1 WT.: 190  
 BATS & THROWS: Right ACQUIRED: Signed as non-drafted free agent, July 22, 2022  
 HIGH SCHOOL: Pinecrest Academy (Cumming, GA) COLLEGE: Belmont Abbey College (Belmont, NC)  
 FULL NAME: Benjamin Thomas Gobbel SIGNED BY: Nick Gorneault (Angels)

Year	Club	AVG	G	AB	R	H	2B	3B	HR	RBI	SH	SF	HBP	BB	IBB	SO	SB	CS	GDP	SLG	OBP	E
2022—	Angels (ACL)	.184	13	49	8	9	1	0	0	4	0	1	2	4	0	11	1	1	1	.204	.268	2
2023—	Inland Empire	.267	59	221	33	59	11	3	5	27	0	1	6	27	0	64	14	3	4	.412	.361	6
	Angels (ACL)	.273	4	11	3	3	1	0	0	2	0	0	0	4	0	3	0	0	1	.364	.467	2
<b>MINOR TOTALS</b>		<b>.253</b>	<b>76</b>	<b>281</b>	<b>44</b>	<b>71</b>	<b>13</b>	<b>3</b>	<b>5</b>	<b>33</b>	<b>0</b>	<b>2</b>	<b>8</b>	<b>35</b>	<b>0</b>	<b>78</b>	<b>15</b>	<b>4</b>	<b>6</b>	<b>.374</b>	<b>.350</b>	<b>10</b>

### CHASE GOCKEL

RHP

AGE: 24 BORN: Jan. 1, 2000 in Chesterfield, MO RESIDES: Edwardsville, IL HT.: 6-1 WT.: 195  
 BATS & THROWS: Right ACQUIRED: Ninth round of the 2023 First-Year Player Draft  
 HIGH SCHOOL: Edwardsville HS (Edwardsville, IL) COLLEGE: Quincy University (Quincy, IL)  
 FULL NAME: Chase August Gockel SIGNED BY: Billy Lipari (Angels)

Year	Club	W-L	ERA	G	GS	CG	GF	SHO	SV	IP	H	R	ER	HR	HB	BB	IBB	SO	WP	BK	BAA
2023—	Angels (ACL)	0-0	30.86	4	0	0	0	0	0	2.1	2	9	8	1	1	12	0	3	3	0	.200
<b>MINOR TOTALS</b>		<b>0-0</b>	<b>30.86</b>	<b>4</b>	<b>0</b>	<b>0</b>	<b>0</b>	<b>0</b>	<b>0</b>	<b>2.1</b>	<b>2</b>	<b>9</b>	<b>8</b>	<b>1</b>	<b>1</b>	<b>12</b>	<b>0</b>	<b>3</b>	<b>3</b>	<b>0</b>	<b>.200</b>

# PLAYER DEVELOPMENT ORGANIZATIONAL PLAYERS

## MIGUEL GOMEZ

RHP

AGE: 19 BORN: Jan. 5, 2005 in San Miguelito, Panama

RESIDES: San Miguelito, Panama HT.: 6-2 WT.: 170

BATS & THROWS: Right

ACQUIRED: Signed as international free agent, Jan. 15, 2022

HIGH SCHOOL: —

COLLEGE: —

FULL NAME: Miguel Angel Gomez

SIGNED BY: Raul Gonzalez (Angels)

Year	Club	W-L	ERA	G	GS	CG	GF	SHO	SV	IP	H	R	ER	HR	HB	BB	IBB	SO	WP	BK	BAA
2022—	Angels (DSL)	1-1	6.60	11	0	0	6	0	0	15.0	14	16	11	2	0	15	0	9	7	0	.233
2023—	Angels (DSL)	0-0	81.00	1	0	0	0	0	0	0.1	1	4	3	0	0	2	0	1	1	0	.333
<b>MINOR TOTALS</b>		<b>1-1</b>	<b>8.22</b>	<b>12</b>	<b>0</b>	<b>0</b>	<b>6</b>	<b>0</b>	<b>0</b>	<b>15.1</b>	<b>15</b>	<b>20</b>	<b>14</b>	<b>2</b>	<b>0</b>	<b>17</b>	<b>0</b>	<b>10</b>	<b>8</b>	<b>0</b>	<b>.238</b>

## YENDY GOMEZ

RHP

AGE: 20 BORN: Dec. 19, 2003 in Pepillo Salcedo, DR

RESIDES: San Francisco de Macoris, DR HT.: 6-2 WT.: 170

BATS & THROWS: Right

ACQUIRED: Signed as international free agent, Mar. 9, 2021

HIGH SCHOOL: —

COLLEGE: —

FULL NAME: Yendy German Gomez

SIGNED BY: Jochy Cabrera (Angels)

Year	Club	W-L	ERA	G	GS	CG	GF	SHO	SV	IP	H	R	ER	HR	HB	BB	IBB	SO	WP	BK	BAA
2021—	Angels (DSL)	1-4	6.59	12	8	0	2	0	0	41.0	51	42	30	5	10	18	0	29	17	1	.302
2022—	Angels (ACL)	1-2	10.69	7	2	0	1	0	0	16.0	22	23	19	2	0	13	0	13	1	0	.328
2023—	Angels (ACL)	2-5	6.55	12	8	0	1	0	0	55.0	73	46	40	7	5	19	0	49	1	4	.313
<b>MINOR TOTALS</b>		<b>4-11</b>	<b>7.15</b>	<b>31</b>	<b>18</b>	<b>0</b>	<b>4</b>	<b>0</b>	<b>0</b>	<b>112.0</b>	<b>146</b>	<b>111</b>	<b>89</b>	<b>14</b>	<b>15</b>	<b>50</b>	<b>0</b>	<b>91</b>	<b>19</b>	<b>5</b>	<b>.311</b>

## JENRRY GONZALEZ

LHP

AGE: 22 BORN: June 7, 2001 in Merida, VZ

RESIDES: Merida, VZ

HT.: 5-10 WT.: 160

BATS & THROWS: Left

ACQUIRED: Signed as international free agent, July 6, 2017

HIGH SCHOOL: —

COLLEGE: —

FULL NAME: Jenrry Jose Gonzalez Benites

SIGNED BY: Andres Garcia & Marlon Urdaneta (Angels)

Year	Club	W-L	ERA	G	GS	CG	GF	SHO	SV	IP	H	R	ER	HR	HB	BB	IBB	SO	WP	BK	BAA
2018—	Angels (DSL)	1-4	3.56	13	11	0	0	0	0	43.0	39	25	17	1	3	15	0	38	7	1	.236
2019—	Angels (AZL)	3-2	4.34	10	4	0	4	0	1	37.1	32	25	18	1	1	23	0	53	7	1	.227
	Orem	0-1	5.40	2	2	0	0	0	0	6.2	6	5	4	0	2	5	0	14	1	0	.214
2020—	<i>DID NOT PLAY - No Minor League Season</i>																				
2021—	<i>DID NOT PLAY</i>																				
2022—	Angels (ACL)	3-0	0.89	15	0	0	11	0	4	20.1	9	4	2	1	3	5	0	32	2	0	.130
2023—	Inland Empire	1-0	2.30	23	0	0	9	0	1	43.0	39	15	11	3	1	13	0	63	6	1	.236
<b>MINOR TOTALS</b>		<b>8-7</b>	<b>3.11</b>	<b>63</b>	<b>17</b>	<b>0</b>	<b>24</b>	<b>0</b>	<b>6</b>	<b>150.1</b>	<b>125</b>	<b>74</b>	<b>52</b>	<b>6</b>	<b>10</b>	<b>61</b>	<b>0</b>	<b>200</b>	<b>23</b>	<b>3</b>	<b>.220</b>

## JUNIOR GONZALEZ

RHP

AGE: 18 BORN: Sept. 16, 2005 in Los Alcarrazos, DR

RESIDES: Santo Domingo Norte, DR HT.: 6-3 WT.: 190

BATS & THROWS: Right

ACQUIRED: Signed as international free agent, Jan. 15, 2023

HIGH SCHOOL: —

COLLEGE: —

FULL NAME: Junior Alberto Gonzalez

SIGNED BY: Jochy Cabrera (Angels)

Year	Club	W-L	ERA	G	GS	CG	GF	SHO	SV	IP	H	R	ER	HR	HB	BB	IBB	SO	WP	BK	BAA
2023—	Angels (DSL)	0-0	13.86	10	1	0	4	0	0	12.1	14	21	19	1	3	20	0	12	8	1	.311
<b>MINOR TOTALS</b>		<b>0-0</b>	<b>13.86</b>	<b>10</b>	<b>1</b>	<b>0</b>	<b>4</b>	<b>0</b>	<b>0</b>	<b>12.1</b>	<b>14</b>	<b>21</b>	<b>19</b>	<b>1</b>	<b>3</b>	<b>20</b>	<b>0</b>	<b>12</b>	<b>8</b>	<b>1</b>	<b>.311</b>

## FERNANDO GUANARE

RHP

AGE: 20 BORN: June 21, 2003 in Puerto La Cruz, VZ

RESIDES: Puerto La Cruz, VZ

HT.: 6-1 WT.: 150

BATS & THROWS: Right

ACQUIRED: Signed as international free agent, Jan. 15, 2021

HIGH SCHOOL: —

COLLEGE: —

FULL NAME: Fernando Jose Guanare Rodriguez

SIGNED BY: Ender Gonzalez & Andres Garcia (Angels)

Year	Club	W-L	ERA	G	GS	CG	GF	SHO	SV	IP	H	R	ER	HR	HB	BB	IBB	SO	WP	BK	BAA
2021—	Angels (DSL)	4-1	1.96	9	9	1	0	1	0	46.0	40	13	10	0	4	1	0	49	5	2	.231
	Angels (ACL)	0-0	0.00	1	1	0	0	0	0	4.0	1	0	0	0	1	0	0	4	0	0	.071
2022—	Inland Empire	3-5	6.60	25	14	0	6	0	1	73.2	87	64	54	9	11	33	4	71	12	6	.296
2023—	Inland Empire	3-3	5.48	16	7	0	1	0	0	47.2	52	30	29	5	9	23	0	35	5	0	.281
<b>MINOR TOTALS</b>		<b>10-9</b>	<b>4.89</b>	<b>51</b>	<b>31</b>	<b>1</b>	<b>7</b>	<b>1</b>	<b>1</b>	<b>171.1</b>	<b>180</b>	<b>107</b>	<b>93</b>	<b>14</b>	<b>25</b>	<b>57</b>	<b>4</b>	<b>159</b>	<b>22</b>	<b>8</b>	<b>.270</b>

# PLAYER DEVELOPMENT

## ORGANIZATIONAL PLAYERS

### TAYRON GUERRERO

RHP

AGE: 33 BORN: Jan. 9, 1991 in Boca Chica, Colombia

RESIDES: Boca Chica, Colombia

HT.: 6-8 WT.: 225

BATS & THROWS: Right

ACQUIRED: Signed as minor league free agent, Jan. 17, 2024

HIGH SCHOOL: —

COLLEGE: —

FULL NAME: Tayron Luis Guerrero

SIGNED BY: Roberto Rowley, Felix Feliz, & Marcial Del Valle (Padres)

Year	Club	W-L	ERA	G	GS	CG	GF	SHO	SV	IP	H	R	ER	HR	HB	BB	IBB	SO	WP	BK	BAA	
2010	—	Padres (DSL)	3-2	3.42	16	5	0	3	0	1	47.1	38	21	18	0	4	32	0	50	6	0	.229
2011	—	Padres (AZL)	0-4	9.62	16	4	0	0	0	0	33.2	45	42	36	0	6	41	0	24	13	1	.331
2012	—	Padres (AZL)	1-0	1.50	5	3	0	0	0	0	12.0	7	2	2	0	0	6	0	6	0	0	.175
		Eugene	0-1	3.38	4	4	0	0	0	0	13.1	10	6	5	0	1	12	0	11	6	0	.227
2013	—	Fort Wayne	0-1	7.36	4	0	0	0	0	0	3.2	8	8	3	0	1	8	0	4	3	0	.471
		Padres (AZL)	1-0	5.79	3	1	0	0	0	0	4.2	5	4	3	0	1	0	0	5	2	0	.263
		Eugene	1-4	4.50	15	3	0	2	0	0	32.0	24	21	16	1	4	25	0	35	6	0	.209
2014	—	Fort Wayne	6-1	1.00	25	0	0	8	0	1	36.0	22	7	4	2	0	12	0	42	1	1	.169
		Lake Elsinore	0-0	2.63	14	0	0	9	0	3	13.2	10	4	4	1	1	8	0	14	2	0	.200
2015	—	San Antonio	1-5	2.76	37	0	0	27	0	13	42.1	33	22	13	3	1	20	0	46	4	0	.205
		El Paso	0-0	3.95	11	0	0	2	0	1	13.2	8	6	6	0	1	11	0	15	4	0	.178
2016	—	El Paso	0-0	6.00	13	0	0	3	0	0	12.0	12	9	8	2	0	9	0	11	2	0	.250
		SAN DIEGO	0-0	4.50	1	0	0	1	0	0	2.0	3	1	1	0	0	1	0	0	0	0	.375
		San Antonio	0-3	4.94	19	0	0	7	0	0	23.2	20	14	13	2	0	10	0	25	0	0	.235
		Jacksonville	1-1	1.93	12	0	0	10	0	4	14.0	11	3	3	0	2	3	0	15	1	0	.212
2017	—	Jacksonville	0-1	3.38	17	0	0	4	0	0	16.0	14	7	6	3	0	14	0	22	0	0	.230
		Jupiter	0-1	3.60	4	0	0	2	0	0	5.0	3	2	2	1	0	3	0	7	0	0	.176
		New Orleans	3-2	5.87	13	0	0	9	0	0	15.1	12	13	10	2	2	12	0	11	4	2	.207
2018	—	MIAMI	1-3	5.43	60	0	0	11	0	0	58.0	64	40	35	8	3	30	1	68	8	0	.275
		Jacksonville	0-0	0.00	3	0	0	0	0	0	3.0	1	0	0	0	0	1	0	2	0	0	.111
2019	—	MIAMI	1-2	6.26	52	0	0	10	0	0	46.0	42	34	32	7	6	36	0	43	9	0	.246
		Jupiter	1-0	0.00	4	1	0	0	0	0	4.0	0	0	0	0	0	0	1	0	1	1	.000
		New Orleans	0-0	20.25	1	0	0	0	0	0	1.1	4	4	3	0	0	1	0	1	0	0	.571
2020	—																					
2021	—	Charlotte	1-0	6.63	18	1	0	3	0	0	19.0	30	16	14	2	2	12	0	25	1	0	.361
2022	—	Chiba Lotte	3-3	3.52	49	-	0	-	0	3	46.0	34	19	18	2	5	20	1	63	3	0	-
2023	—	Louisville	0-4	11.51	20	0	0	1	0	0	22.2	29	30	29	3	3	22	0	20	2	0	.326
		MAJOR TOTALS	2-5	5.77	113	0	0	22	0	0	106.0	109	75	68	15	9	67	1	111	17	0	.265
		JAPAN TOTALS	3-3	3.52	49	-	0	-	0	3	46.0	34	19	18	2	5	20	1	63	3	0	-
		MINOR TOTALS	19-30	4.59	274	22	0	90	0	23	388.1	346	241	198	22	29	259	0	392	58	4	.240

DID NOT PLAY - No Minor League Season

### DENZER GUZMAN

INF

AGE: 20 BORN: Feb. 8, 2004 in San Pedro de Macoris, DR

RESIDES: San Pedro de Macoris, DR HT.: 6-1 WT.: 180

BATS & THROWS: Right

ACQUIRED: Signed as international free agent, Jan. 15, 2021

HIGH SCHOOL: —

COLLEGE: —

FULL NAME: Denzer Guzman Daniel

SIGNED BY: Domingo Garcia (Angels)

Year	Club	AVG	G	AB	R	H	2B	3B	HR	RBI	SH	SF	HBP	BB	IBB	SO	CS	GDP	SLG	OBP	E		
2021	—	Angels (DSL)	.213	44	141	21	30	10	1	3	27	0	2	1	20	0	24	11	7	3	.362	.311	12
2022	—	Angels (ACL)	.286	52	192	38	55	11	3	3	33	0	2	2	15	0	44	3	1	2	.422	.341	11
		Inland Empire	.176	5	17	2	3	0	0	0	2	0	0	6	1	10	1	0	0	.176	.391	2	
2023	—	Inland Empire	.239	111	426	62	102	21	7	7	52	0	2	2	42	0	131	8	4	9	.371	.309	25
		MINOR TOTALS	.245	212	776	123	190	42	11	13	114	0	6	5	83	1	209	23	12	14	.378	.320	50

### MO HANLEY

LHP

AGE: 24 BORN: July 19, 1999 in St. Thomas, US Virgin Islands

RESIDES: Tampa, FL

HT.: 6-2 WT.: 195

BATS & THROWS: Left

ACQUIRED: 13th round of 2021 First-Year Player Draft

HIGH SCHOOL: Chamberlain HS (Tampa, FL)

COLLEGE: Adrian College

FULL NAME: Jahshimo Shakeem Hanley

SIGNED BY: Jayson Durocher (Angels)

Year	Club	W-L	ERA	G	GS	CG	GF	SHO	SV	IP	H	R	ER	HR	HB	BB	IBB	SO	WP	BK	BAA	
2022	—																					
2023	—	Inland Empire	0-0	27.00	1	0	0	0	0	0	1.1	3	4	4	0	0	3	0	1	0	0	.500
		MINOR TOTALS	0-0	27.00	1	0	0	0	0	0	1.1	3	4	4	0	0	3	0	1	0	0	.500

INJURED — DID NOT PLAY



# PLAYER DEVELOPMENT ORGANIZATIONAL PLAYERS

## HOUSTON HARDING

LHP

AGE: 25 BORN: May 22, 1998 in Coldwater, MS

RESIDES: Walls, MS

HT.: 6-1 WT.: 230

BATS & THROWS: Left

ACQUIRED: Signed as non-drafted free agent, July 21, 2021

HIGH SCHOOL: Evangelical Christian School (TN)

COLLEGE: Mississippi State University

FULL NAME: Charles Houston Harding

SIGNED BY: N/A

Year	Club	W-L	ERA	G	GS	CG	GF	SHO	SV	IP	H	R	ER	HR	HB	BB	IBB	SO	WP	BK	BAA
2021—	Angels (ACL)	0-0	3.60	2	0	0	0	0	0	5.0	5	2	2	0	0	1	0	5	0	0	.250
	Rocket City	0-0	5.40	2	0	0	0	0	0	5.0	7	3	3	1	0	0	0	3	0	0	.318
2022—	Tri-City	2-0	4.58	23	0	0	7	0	0	37.1	36	22	19	5	2	17	2	43	2	0	.252
2023—	Tri-City	2-0	1.32	10	0	0	1	0	1	13.2	7	2	2	2	0	6	0	15	0	0	.146
	Rocket City	1-0	7.38	17	2	0	6	0	0	46.1	53	39	38	7	2	31	0	46	1	0	.290
<b>MINOR TOTALS</b>		<b>5-0</b>	<b>5.37</b>	<b>54</b>	<b>2</b>	<b>0</b>	<b>14</b>	<b>0</b>	<b>1</b>	<b>107.1</b>	<b>108</b>	<b>68</b>	<b>64</b>	<b>15</b>	<b>4</b>	<b>55</b>	<b>2</b>	<b>112</b>	<b>3</b>	<b>0</b>	<b>.260</b>

## JAN HECHAVARRIA

RHP

AGE: 20 BORN: Jan. 1, 2004 in La Habana, CU

RESIDES: Santo Domingo, DR

HT.: 6-2 WT.: 190

BATS & THROWS: Right

ACQUIRED: Signed as international free agent, Sept. 6, 2023

HIGH SCHOOL: —

COLLEGE: —

FULL NAME: Jan Carlos Hechavarria

SIGNED BY: Rusbell Cabrera (Angels)

Year	Club	W-L	ERA	G	GS	CG	GF	SHO	SV	IP	H	R	ER	HR	HB	BB	IBB	SO	WP	BK	BAA
Will make professional debut in 2024																					

## AARON HERNANDEZ

RHP

AGE: 27 BORN: Dec. 2, 1996 in Corpus Christi, TX

RESIDES: Denver, CO

HT.: 6-1 WT.: 170

BATS & THROWS: Right

ACQUIRED: Third round of 2018 First-Year Player Draft

HIGH SCHOOL: Foy H. Moody HS (Corpus Christi, TX)

COLLEGE: Texas A&M-Corpus Christi

FULL NAME: Aaron Alexander Hernandez

SIGNED BY: Rudy Vasquez (Angels)

Year	Club	W-L	ERA	G	GS	CG	GF	SHO	SV	IP	H	R	ER	HR	HB	BB	IBB	SO	WP	BK	BAA
2018—	DID NOT PLAY																				
2019—	Inland Empire	1-4	4.46	20	15	0	2	0	0	72.2	75	38	36	6	7	46	0	81	9	0	.269
2020—	DID NOT PLAY - No Minor League Season																				
2021—	Tri-City	1-2	1.93	5	5	0	0	0	0	18.2	11	4	4	0	0	13	0	20	1	0	.175
	Rocket City	3-4	7.11	11	10	1	0	0	0	44.1	52	44	35	7	3	31	0	58	1	0	.278
2022—	Rocket City	3-4	5.48	35	3	0	10	0	3	47.2	47	31	29	8	5	20	0	50	5	1	.253
2023—	Salt Lake	1-1	7.36	11	0	0	2	0	1	11.0	8	10	9	2	1	15	0	11	5	0	.211
<b>MINOR TOTALS</b>		<b>9-15</b>	<b>5.23</b>	<b>82</b>	<b>33</b>	<b>1</b>	<b>14</b>	<b>0</b>	<b>4</b>	<b>194.1</b>	<b>193</b>	<b>127</b>	<b>113</b>	<b>23</b>	<b>16</b>	<b>125</b>	<b>0</b>	<b>220</b>	<b>21</b>	<b>1</b>	<b>.256</b>

## EDWIN HIDALGO

C

AGE: 20 BORN: Aug. 12, 2003 in Atalaya, Panama

RESIDES: Santiago, Panama

HT.: 6-1 WT.: 177

BATS & THROWS: Right

ACQUIRED: Signed as international free agent, Jan. 15, 2021

HIGH SCHOOL: —

COLLEGE: —

FULL NAME: Edwin Zaid Hidalgo Osorio

SIGNED BY: Raul Gonzalez (Angels)

Year	Club	AVG	G	AB	R	H	2B	3B	HR	RBI	SH	SF	HBP	BB	IBB	SO	SB	CS	GDP	SLG	OBP	E
2021—	Angels (DSL)	.220	36	118	12	26	10	0	2	19	0	2	9	5	0	31	2	1	1	.356	.299	0
2022—	Angels (ACL)	.158	6	19	2	3	1	0	0	0	0	0	1	0	3	0	0	1	.211	.200	0	
2023—	Angels (ACL)	.286	5	7	2	2	0	0	0	0	0	0	0	1	0	2	0	0	.286	.375	0	
<b>MINOR TOTALS</b>		<b>.215</b>	<b>47</b>	<b>144</b>	<b>16</b>	<b>31</b>	<b>11</b>	<b>0</b>	<b>2</b>	<b>19</b>	<b>0</b>	<b>2</b>	<b>9</b>	<b>7</b>	<b>0</b>	<b>36</b>	<b>2</b>	<b>1</b>	<b>2</b>	<b>.333</b>	<b>.290</b>	<b>0</b>

## ZACH JOYCE

RHP

AGE: 23 BORN: Sept. 17, 2000 in Knoxville, TN

RESIDES: Knoxville, TN

HT.: 6-4 WT.: 225

BATS & THROWS: Right

ACQUIRED: 14th round of 2023 First-Year Player Draft

HIGH SCHOOL: Farragut HS (Knoxville, TN)

COLLEGE: University of Tennessee

FULL NAME: Zachary John Joyce

SIGNED BY: Joel Murrie (Angels)

Year	Club	W-L	ERA	G	GS	CG	GF	SHO	SV	IP	H	R	ER	HR	HB	BB	IBB	SO	WP	BK	BAA
2023—	Inland Empire	0-1	2.53	11	0	0	3	0	1	10.2	9	4	3	0	0	3	2	9	0	0	.231
<b>MINOR TOTALS</b>		<b>0-1</b>	<b>2.53</b>	<b>11</b>	<b>0</b>	<b>0</b>	<b>3</b>	<b>0</b>	<b>1</b>	<b>10.2</b>	<b>9</b>	<b>4</b>	<b>3</b>	<b>0</b>	<b>0</b>	<b>3</b>	<b>2</b>	<b>9</b>	<b>0</b>	<b>0</b>	<b>.231</b>

# PLAYER DEVELOPMENT

## ORGANIZATIONAL PLAYERS

### BARRETT KENT

RHP

AGE: 19 BORN: Sept. 29, 2004 in Denison, TX

RESIDES: Pottsboro, TX

HT.: 6-4 WT.: 215

BATS & THROWS: Right

ACQUIRED: Eighth round of 2023 First-Year Player Draft

HIGH SCHOOL: Pottsboro HS (Pottsboro, TX)

COLLEGE: —

FULL NAME: Barrett Cole Kent

SIGNED BY: KJ Hendricks (Angels)

Year	Club	W-L	ERA	G	GS	CG	GF	SHO	SV	IP	H	R	ER	HR	HB	BB	IBB	SO	WP	BK	BAA
2023—	Angels (ACL)	1-0	0.00	2	0	0	0	0	0	4.2	2	0	0	0	1	3	0	5	1	0	.125
	Inland Empire	0-0	0.00	1	1	0	0	0	0	4.0	2	0	0	0	1	1	0	5	0	1	.143
<b>MINOR TOTALS</b>		<b>0-0</b>	<b>0.00</b>	<b>3</b>	<b>1</b>	<b>0</b>	<b>0</b>	<b>0</b>	<b>0</b>	<b>8.2</b>	<b>4</b>	<b>0</b>	<b>0</b>	<b>0</b>	<b>2</b>	<b>4</b>	<b>0</b>	<b>10</b>	<b>1</b>	<b>1</b>	<b>.133</b>

### BRETT KERRY

RHP

AGE: 24 BORN: Apr. 12, 1999 in Clemmons, NC

RESIDES: Clemmons, NC

HT.: 6-0 WT.: 205

BATS & THROWS: Right

ACQUIRED: Fifth round of 2021 First-Year Player Draft

HIGH SCHOOL: Wesleyan Christian Academy (High Point, NC)

COLLEGE: University of South Carolina

FULL NAME: Brett Dustin Kerry

SIGNED BY: Nick Gorneault (Angels)

Year	Club	W-L	ERA	G	GS	CG	GF	SHO	SV	IP	H	R	ER	HR	HB	BB	IBB	SO	WP	BK	BAA
2021—	Inland Empire	0-0	1.93	4	4	0	0	0	0	9.1	6	2	2	0	0	4	0	17	1	0	.182
	Rocket City	0-0	0.00	1	1	0	0	0	0	5.0	2	0	0	0	0	1	0	2	0	0	.133
2022—	Rocket City	5-7	4.46	25	20	0	1	0	1	103.0	112	53	51	19	3	30	0	118	6	0	.279
2023—	Rocket City	6-4	3.88	23	20	0	3	0	2	118.1	100	54	51	23	1	40	1	106	3	1	.226
	Salt Lake	2-1	9.72	4	3	0	0	0	0	16.2	29	18	18	4	1	9	0	16	0	1	.397
<b>MINOR TOTALS</b>		<b>13-12</b>	<b>4.35</b>	<b>57</b>	<b>48</b>	<b>0</b>	<b>4</b>	<b>0</b>	<b>3</b>	<b>252.1</b>	<b>249</b>	<b>127</b>	<b>122</b>	<b>46</b>	<b>5</b>	<b>84</b>	<b>1</b>	<b>259</b>	<b>10</b>	<b>2</b>	<b>.258</b>

### CALEB KETCHUP

INF

AGE: 22 BORN: Jan. 4, 2002 in Jonesboro, GA

RESIDES: Atlanta, GA

HT.: 5-10 WT.: 160

BATS & THROWS: Right

ACQUIRED: 15th round of 2023 First-Year Player Draft

HIGH SCHOOL: Holy Innocents' Episcopal (Atlanta, GA)

COLLEGE: Lipscomb University (Nashville, TN)

FULL NAME: Caleb Dishon Ketchup

SIGNED BY: Joel Murrice (Angels)

Year	Club	AVG	G	AB	R	H	2B	3B	HR	RBI	SH	SF	HBP	BB	IBB	SO	SB	CS	GDP	SLG	OBP	E
2023—	Angels (ACL)	.375	5	8	0	3	1	0	0	1	1	0	4	0	3	4	0	0	0	.500	.615	1
	Tri-City	.245	16	53	7	13	0	1	0	1	0	0	2	7	0	22	3	1	0	.283	.355	0
<b>MINOR TOTALS</b>		<b>.262</b>	<b>21</b>	<b>61</b>	<b>7</b>	<b>16</b>	<b>1</b>	<b>1</b>	<b>0</b>	<b>2</b>	<b>1</b>	<b>0</b>	<b>3</b>	<b>11</b>	<b>0</b>	<b>25</b>	<b>7</b>	<b>1</b>	<b>0</b>	<b>.311</b>	<b>.400</b>	<b>1</b>

### KEYTHEL KEY

RHP

AGE: 20 BORN: Oct. 10, 2003 in El Tigrito, VZ

RESIDES: Valencia, VZ

HT.: 6-3 WT.: 180

BATS & THROWS: Right

ACQUIRED: Signed as an international free agent, Feb. 26, 2021

HIGH SCHOOL: —

COLLEGE: —

FULL NAME: Keythel David Key

SIGNED BY: Brian Parker (Angels)

Year	Club	W-L	ERA	G	GS	CG	GF	SHO	SV	IP	H	R	ER	HR	HB	BB	IBB	SO	WP	BK	BAA
2021—	Angels (DSL)	0-0	1.64	4	3	0	1	0	0	11.0	6	2	2	0	0	3	0	7	1	0	.154
2022—	Angels (ACL)	0-0	16.20	1	0	0	0	0	0	1.2	0	3	3	0	2	2	0	3	0	0	.000
2023—	Angels (ACL)	3-5	4.53	11	8	0	1	0	0	43.2	39	29	22	3	6	32	0	40	9	4	.250
	Tri-City	0-1	1.04	2	2	0	0	0	0	8.2	2	1	1	0	1	7	0	10	0	0	.074
<b>MINOR TOTALS</b>		<b>3-6</b>	<b>3.88</b>	<b>18</b>	<b>13</b>	<b>0</b>	<b>2</b>	<b>0</b>	<b>0</b>	<b>65.0</b>	<b>47</b>	<b>35</b>	<b>28</b>	<b>3</b>	<b>9</b>	<b>44</b>	<b>0</b>	<b>60</b>	<b>10</b>	<b>4</b>	<b>.207</b>

### D'SHAWN KNOWLES

OF

AGE: 23 BORN: Jan. 16, 2001 in New Providence, Bahamas

RESIDES: Broomfield, CO

HT.: 6-0 WT.: 165

BATS: Switch THROWS: Right

ACQUIRED: Signed as international free agent, July 2, 2017

HIGH SCHOOL: —

COLLEGE: —

FULL NAME: D'Shawn Bertram Knowles

SIGNED BY: Frankie Thon Jr., Ralph Reyes & Rick Wilson (Angels)

Year	Club	AVG	G	AB	R	H	2B	3B	HR	RBI	SH	SF	HBP	BB	IBB	SO	SB	CS	GDP	SLG	OBP	E	
2018—	Angels (AZL)	.301	30	113	19	34	4	1	1	14	0	1	1	15	1	27	7	4	0	.381	.385	1	
	Orem	.321	28	109	27	35	9	2	4	15	0	0	1	13	0	38	2	3	2	.550	.398	3	
2019—	Orem	.241	64	253	38	61	11	4	6	28	0	8	3	26	1	76	5	4	5	.387	.310	5	
<i>DID NOT PLAY - No Minor League Season</i>																							
2021—	Inland Empire	.227	84	361	61	82	21	5	5	48	4	1	2	25	0	114	31	1	8	.355	.280	9	
2022—	Inland Empire	.328	38	137	25	45	9	2	1	23	1	1	2	24	1	38	9	2	1	.445	.433	7	
	Tri-City	.234	84	321	44	75	10	2	1	26	7	2	3	32	0	101	13	4	6	.287	.307	2	
2023—	Tri-City	.251	107	375	46	94	21	4	4	35	5	2	3	38	0	109	18	8	2	.360	.323	7	
	Rocket City	.240	21	75	11	18	3	2	0	5	1	1	0	9	0	21	12	3	1	.333	.318	0	
<b>MINOR TOTALS</b>		<b>.255</b>	<b>456</b>	<b>1744</b>	<b>271</b>	<b>444</b>	<b>88</b>	<b>22</b>	<b>22</b>	<b>194</b>	<b>18</b>	<b>16</b>	<b>15</b>	<b>182</b>	<b>3</b>	<b>524</b>	<b>97</b>	<b>29</b>	<b>25</b>	<b>.368</b>	<b>.328</b>	<b>34</b>	

PLAYER DEVELOPMENT

# PLAYER DEVELOPMENT ORGANIZATIONAL PLAYERS

## ZAC KRISTOFAK

RHP

AGE: 26 BORN: Dec. 8, 1997 in Atlanta, GA

BATS & THROWS: Right

HIGH SCHOOL: Walton HS (Marietta, GA)

FULL NAME: Zachary Kristofak

RESIDES: Oregon, OH

HT.: 5-9 WT.: 185

ACQUIRED: 14th round of 2019 First-Year Player Draft

COLLEGE: University of Georgia, University of West Georgia

SIGNED BY: Todd Hogan (Angels)

Year	Club	W-L	ERA	G	GS	CG	GF	SHO	SV	IP	H	R	ER	HR	HB	BB	IBB	SO	WP	BK	BAA
2019	— Orem	2-3	6.15	19	0	0	8	0	2	26.1	36	19	18	2	1	7	0	24	3	0	.330
2020	—	DID NOT PLAY - No Minor League Season																			
2021	— Tri-City	1-2	6.14	38	0	0	17	0	3	44.0	53	33	30	3	2	20	1	46	4	0	.301
2022	— Tri-City	1-3	3.82	34	9	0	7	0	0	63.2	63	29	27	6	4	20	1	60	4	1	.263
2023	— Rocket City	4-3	4.07	16	6	0	2	0	0	42.0	34	21	19	3	2	16	2	33	2	1	.225
<b>MINOR TOTALS</b>		<b>8-11</b>	<b>4.81</b>	<b>107</b>	<b>15</b>	<b>0</b>	<b>34</b>	<b>0</b>	<b>5</b>	<b>176.0</b>	<b>186</b>	<b>102</b>	<b>94</b>	<b>14</b>	<b>9</b>	<b>63</b>	<b>4</b>	<b>163</b>	<b>13</b>	<b>2</b>	<b>.275</b>

## RYAN LANGFORD

RHP

AGE: 24 BORN: Aug. 31, 1999 in Pembroke Pines, FL

BATS & THROWS: Right

HIGH SCHOOL: West Broward HS (Pembroke, FL)

FULL NAME: Ryan Langford

RESIDES: Pembroke Pines, FL

HT.: 6-0 WT.: 160

ACQUIRED: Signed as non-drafted free agent, Sept. 5, 2022

COLLEGE: Florida Southern College (Lakeland, FL)

SIGNED BY: Ross Vecchio (Angels)

Year	Club	W-L	ERA	G	GS	CG	GF	SHO	SV	IP	H	R	ER	HR	HB	BB	IBB	SO	WP	BK	BAA
2023	— Inland Empire	3-3	3.34	31	3	0	17	0	6	62.0	50	25	23	5	2	21	0	59	5	1	.211
<b>MINOR TOTALS</b>		<b>3-3</b>	<b>3.34</b>	<b>31</b>	<b>3</b>	<b>0</b>	<b>17</b>	<b>0</b>	<b>6</b>	<b>62.0</b>	<b>50</b>	<b>25</b>	<b>23</b>	<b>5</b>	<b>2</b>	<b>21</b>	<b>0</b>	<b>59</b>	<b>5</b>	<b>1</b>	<b>.211</b>

## DAVIDXON LARA

RHP

AGE: 17 BORN: July 31, 2006 in Maracay, VZ

BATS & THROWS: Right

HIGH SCHOOL: —

FULL NAME: Davidxon Enmanuel Lara

RESIDES: Maracay, VZ

HT.: 6-0 WT.: 160

ACQUIRED: Signed as international free agent, Jan. 15, 2023

COLLEGE: —

SIGNED BY: Joel Chicarelli (Angels)

Year	Club	W-L	ERA	G	GS	CG	GF	SHO	SV	IP	H	R	ER	HR	HB	BB	IBB	SO	WP	BK	BAA
2023	— Angels (DSL)	3-2	2.70	9	9	0	0	0	0	40.0	38	19	12	2	4	5	0	34	1	0	.244
<b>MINOR TOTALS</b>		<b>3-2</b>	<b>2.70</b>	<b>9</b>	<b>9</b>	<b>0</b>	<b>0</b>	<b>0</b>	<b>0</b>	<b>40.0</b>	<b>38</b>	<b>19</b>	<b>12</b>	<b>2</b>	<b>4</b>	<b>5</b>	<b>0</b>	<b>34</b>	<b>1</b>	<b>0</b>	<b>.244</b>

## DARIO LAVERDE

C

AGE: 19 BORN: Feb. 26, 2005 in Caracas, VZ

BATS: Left THROWS: Right

HIGH SCHOOL: —

FULL NAME: Dario Sorocaima Laverde

RESIDES: Caracas, VZ

HT.: 5-10 WT.: 160

ACQUIRED: Signed as international free agent, Jan. 15, 2022

COLLEGE: —

SIGNED BY: Marlon Urdaneta (Angels)

Year	Club	AVG	G	AB	R	H	2B	3B	HR	RBI	SH	SF	HBP	BB	IBB	SO	SB	CS	GDP	SLG	OBP	E
2022	— Angels (DSL)	.298	45	151	35	45	4	6	0	28	0	2	7	21	1	19	9	4	2	.404	.403	5
2023	— Angels (ACL)	.306	43	134	23	41	9	4	1	32	0	4	1	28	0	31	7	3	2	.455	.419	4
<b>MINOR TOTALS</b>		<b>.302</b>	<b>88</b>	<b>285</b>	<b>58</b>	<b>86</b>	<b>13</b>	<b>10</b>	<b>1</b>	<b>60</b>	<b>0</b>	<b>6</b>	<b>8</b>	<b>49</b>	<b>1</b>	<b>50</b>	<b>16</b>	<b>7</b>	<b>4</b>	<b>.428</b>	<b>.411</b>	<b>9</b>

## LUIS LEDO

RHP

AGE: 28 BORN: May 28, 1995 in La Romana, DR

BATS & THROWS: Right

HIGH SCHOOL: —

FULL NAME: Luis Ledo

RESIDES: La Romana, DR

HT.: 6-4 WT.: 240

ACQUIRED: Signed as minor league free agent, Dec. 13, 2021

COLLEGE: —

SIGNED BY: Miguel Peguero (White Sox)

Year	Club	W-L	ERA	G	GS	CG	GF	SHO	SV	IP	H	R	ER	HR	HB	BB	IBB	SO	WP	BK	BAA
2013	— White Sox (DSL)	1-2	2.82	8	6	0	0	0	0	22.1	17	9	7	0	0	10	0	19	4	0	.218
2014	— White Sox (DSL)	3-2	5.64	14	3	0	3	0	0	22.1	29	16	14	0	1	16	0	24	8	0	.319
2015	— White Sox (DSL)	0-2	3.57	5	3	0	0	0	0	17.2	20	9	7	0	0	5	0	11	1	0	.299
2016	— White Sox (DSL)	0-0	1.29	2	2	0	0	0	0	7.0	8	1	1	0	0	0	0	9	0	0	.333
	White Sox (ACL)	4-3	1.19	11	9	0	0	0	0	45.1	34	14	6	0	2	12	0	36	2	0	.200
	Great Falls	2-1	8.76	3	3	0	0	0	0	12.1	13	12	12	3	1	11	0	10	2	0	.265
2017	— Kannapolis	0-0	11.25	5	0	0	2	0	0	4.0	6	5	5	2	1	5	0	5	1	0	.316
	Great Falls	1-0	1.50	1	1	0	0	0	0	6.0	3	1	1	1	1	0	1	6	2	0	.150
	White Sox (ACL)	1-0	5.79	4	0	0	2	0	0	4.2	5	3	3	0	0	0	0	6	0	1	.263
2018	— Kannapolis	7-2	4.95	32	1	0	7	0	0	56.1	56	35	31	6	1	38	0	59	9	0	.267
2019	— Winston-Salem	4-1	1.83	34	0	0	23	0	8	44.1	35	11	9	2	2	21	0	41	1	0	.227
2020	—	DID NOT PLAY - No Minor League Season																			
2021	— Birmingham	4-1	4.17	34	0	0	20	0	4	41.0	35	20	19	2	0	20	1	52	5	0	.229
2022	— Rocket City	5-3	4.00	29	0	0	18	0	4	36.0	26	18	16	6	1	17	0	41	8	1	.202
	Salt Lake	2-0	0.96	8	0	0	0	0	0	9.1	5	1	1	1	1	8	0	6	1	0	.167
2023	— Salt Lake	4-3	5.66	24	16	0	2	0	0	76.1	80	50	48	8	2	53	0	62	4	2	.270
<b>MINOR TOTALS</b>		<b>38-20</b>	<b>4.00</b>	<b>214</b>	<b>44</b>	<b>0</b>	<b>77</b>	<b>0</b>	<b>16</b>	<b>405.0</b>	<b>372</b>	<b>205</b>	<b>180</b>	<b>31</b>	<b>12</b>	<b>220</b>	<b>1</b>	<b>387</b>	<b>48</b>	<b>4</b>	<b>.247</b>

# PLAYER DEVELOPMENT

## ORGANIZATIONAL PLAYERS

### JAKE LEE

RHP

AGE: 28 BORN: June 30, 1995 in Milford, MI

RESIDES: Pelham, NY

HT.: 6-4

WT.: 215

BATS & THROWS: Right

ACQUIRED: Ninth round of 2018 First-Year Player Draft

HIGH SCHOOL: Milford HS (Highland Township, MI)

COLLEGE: Oakland University (MI)

FULL NAME: Jacob Michael Lee

SIGNED BY: Drew Dominguez (Angels)

Year	Club	W-L	ERA	G	GS	CG	GF	SHO	SV	IP	H	R	ER	HR	HB	BB	IBB	SO	WP	BK	BAA
2018—	Orem	0-1	2.66	17	0	0	12	0	5	23.2	21	12	7	1	0	4	0	30	0	0	.223
2019—	Burlington	1-0	3.27	3	2	0	1	0	0	11.0	8	4	2	0	0	0	15	0	0	0	.205
	Inland Empire	1-2	4.50	6	4	0	0	0	0	24.0	19	14	12	3	0	11	0	34	6	1	.209
2020—	DID NOT PLAY - No Minor League Season																				
2021—	Rocket City	1-3	5.31	5	5	0	0	0	0	20.1	23	17	12	2	1	8	0	23	1	0	.288
2022—	Angels (ACL)	1-0	0.00	3	1	0	0	0	0	4.0	1	0	0	0	0	1	0	7	0	1	.077
	Salt Lake	0-2	5.85	9	7	0	1	0	0	20.0	23	14	13	1	1	6	0	17	2	0	.288
2023—	Salt Lake	1-2	7.17	18	9	0	2	0	0	54.0	85	51	43	17	0	20	0	40	2	1	.365
	Rocket City	1-2	4.42	17	4	0	0	0	0	38.2	32	19	19	5	1	7	0	38	4	2	.224
<b>MINOR TOTALS</b>		<b>6-12</b>	<b>5.06</b>	<b>78</b>	<b>32</b>	<b>0</b>	<b>16</b>	<b>0</b>	<b>5</b>	<b>195.2</b>	<b>212</b>	<b>131</b>	<b>110</b>	<b>31</b>	<b>3</b>	<b>57</b>	<b>0</b>	<b>204</b>	<b>15</b>	<b>5</b>	<b>.274</b>

### KAURIEL LEON

RHP

AGE: 17 BORN: Aug. 12, 2006 in Monte Plata, DR

RESIDES: Monte Plata, DR

HT.: 6-3

WT.: 180

BATS & THROWS: Right

ACQUIRED: Signed as international free agent, Jan. 15, 2024

HIGH SCHOOL: —

COLLEGE: —

FULL NAME: Kauriel Leon

SIGNED BY: Rusbell Cabrera (Angels)

Year	Club	W-L	ERA	G	GS	CG	GF	SHO	SV	IP	H	R	ER	HR	HB	BB	IBB	SO	WP	BK	BAA
Will make professional debut in 2024																					

### JONATHAN LINARES

C

AGE: 18 BORN: Apr. 2, 2005 in Bayamo, CU

RESIDES: San Pedro de Macoris, DR

HT.: 6-0

WT.: 200

BATS: Switch THROWS: Right

ACQUIRED: Signed as international free agent, Jan. 15, 2022

HIGH SCHOOL: —

COLLEGE: —

FULL NAME: Jonathan Linares

SIGNED BY: Domingo Garcia (Angels)

Year	Club	AVG	G	AB	R	H	2B	3B	HR	RBI	SH	SF	HBP	BB	IBB	SO	SB	CS	GDP	SLG	OBP	E
2022—	Angels (DSL)	.289	31	90	16	26	5	1	0	18	1	1	4	16	0	16	3	2	4	.367	.414	0
2023—	Angels (ACL)	.261	16	46	9	12	0	2	0	3	1	1	4	5	0	14	1	0	3	.348	.375	4
<b>MINOR TOTALS</b>		<b>.279</b>	<b>47</b>	<b>136</b>	<b>25</b>	<b>38</b>	<b>5</b>	<b>3</b>	<b>0</b>	<b>21</b>	<b>2</b>	<b>2</b>	<b>8</b>	<b>21</b>	<b>0</b>	<b>30</b>	<b>4</b>	<b>2</b>	<b>7</b>	<b>.360</b>	<b>.401</b>	<b>4</b>

### CHRISTIAN LINDSAY-YOUNG

RHP

AGE: 27 BORN: May 19, 1996 in Oakville, Ontario, Canada

RESIDES: Oakville, Ontario, Canada

HT.: 6-5

WT.: 210

BATS & THROWS: Right

ACQUIRED: Signed as minor league free agent, Jan. 11, 2024

HIGH SCHOOL: Frontier Central HS (Hamburg, NY)

COLLEGE: Mercyhurst University, Niagara Community College, West Virginia University

FULL NAME: Christian Lindsay-Young

SIGNED BY: Derek Watson (Angels)

Year	Club	W-L	ERA	G	GS	CG	GF	SHO	SV	IP	H	R	ER	HR	HB	BB	IBB	SO	WP	BK	BAA
2021—	Milwaukee (Ind.)	2-2	9.00	5	4	0	0	0	0	17.0	25	18	17	4	1	10	0	18	2	0	-
2022—	Milwaukee (Ind.)	3-3	5.09	25	10	0	1	0	0	76.0	67	49	43	10	2	24	0	95	5	0	-
2023—	Milwaukee (Ind.)	7-6	3.91	18	18	0	0	0	0	94.1	86	47	41	9	5	30	0	110	1	0	-
<b>IND. TOTALS</b>		<b>12-11</b>	<b>4.85</b>	<b>48</b>	<b>32</b>	<b>0</b>	<b>1</b>	<b>0</b>	<b>0</b>	<b>187.1</b>	<b>178</b>	<b>114</b>	<b>101</b>	<b>23</b>	<b>8</b>	<b>64</b>	<b>0</b>	<b>223</b>	<b>8</b>	<b>0</b>	<b>-</b>

PLAYER DEVELOPMENT



# PLAYER DEVELOPMENT ORGANIZATIONAL PLAYERS

## JACK LÓPEZ

INF

AGE: 31 BORN: Dec. 16, 1992 in Rio Piedras, PR

RESIDES: Deland, FL

HT.: 5-10 WT.: 160

BATS & THROWS: Right

ACQUIRED: Signed as minor league free agent, Dec. 19, 2023

HIGH SCHOOL: Deltona HS (Deltona, FL)

COLLEGE: —

FULL NAME: Jack Henry López

SIGNED BY: Colin Gonzales (Royals)

Year	Club	AVG	G	AB	R	H	2B	3B	HR	RBI	SH	SF	HBP	BB	IBB	SO	SB	CS	GDP	SLG	OBP	E
2012—	Idaho Falls	.385	3	13	6	5	0	1	0	3	0	0	0	2	1	1	1	0	0	.538	.467	1
	Kane County	.222	64	261	30	58	9	2	0	16	8	1	4	14	0	43	14	4	4	.272	.271	16
2013—	Wilmington	.230	124	478	62	110	10	6	4	45	11	1	10	36	0	89	27	11	5	.301	.297	26
2014—	Wilmington	.215	108	405	34	87	19	2	1	29	5	0	6	27	1	66	23	9	9	.279	.274	13
2015—	Wilmington	.238	116	429	52	102	15	1	6	43	16	3	7	32	1	88	13	10	12	.319	.299	20
2016—	NW Arkansas	.187	83	267	25	50	7	1	6	25	6	1	2	14	0	60	9	4	9	.288	.232	10
2017—	NW Arkansas	.281	95	363	42	102	12	2	5	29	7	0	8	20	2	86	19	7	2	.366	.332	9
	Omaha	.145	18	62	2	9	2	0	0	1	1	0	0	4	0	18	1	1	0	.177	.197	4
2018—	Omaha	.248	113	395	53	98	10	3	8	34	8	4	3	14	0	106	14	6	8	.349	.276	10
2019—	Gwinnett	.273	96	359	62	98	16	0	12	57	2	4	6	19	0	91	9	2	10	.418	.317	14
2020—																						
	Portland	.421	5	19	5	8	3	0	1	9	0	0	2	0	4	0	0	0	0	.737	.476	0
	Worcester	.274	68	223	29	61	14	1	3	33	0	3	7	19	0	54	15	2	6	.386	.345	6
	BOSTON	.154	7	13	2	2	2	0	0	2	0	0	1	0	6	0	0	0	0	.308	.214	1
2022—	Toledo	.167	95	293	32	49	12	2	6	34	3	1	2	12	1	118	11	2	7	.287	.205	6
2023—	Salt Lake	.277	93	347	50	96	18	6	13	74	2	1	4	26	1	89	10	6	8	.476	.333	7
MAJOR TOTALS		.154	7	13	2	2	2	0	0	0	2	0	1	0	6	0	0	0	0	.308	.214	1
MINOR TOTALS		.238	1081	3914	484	933	148	27	65	432	69	19	59	241	7	913	166	64	80	.340	.291	142

## JOSWA LUGO

INF

AGE: 17 BORN: Jan. 24, 2007 in Bani, DR

RESIDES: Bani, DR

HT.: 6-3 WT.: 180

BATS & THROWS: Right

ACQUIRED: Signed as international free agent, Jan. 15, 2024

HIGH SCHOOL: —

COLLEGE: —

FULL NAME: Joswa Lugo

SIGNED BY: Frank Tejada (Angels)

Year	Club	AVG	G	AB	R	H	2B	3B	HR	RBI	SH	SF	HBP	BB	IBB	SO	SB	CS	GDP	SLG	OBP	E
Will make professional debut in 2024																						

## JOHAN MACIAS

INF

AGE: 21 BORN: Jan. 6, 2003 in Bejuma, VZ

RESIDES: Carabobo, VZ

HT.: 5-9 WT.: 150

BATS: Switch THROWS: Right

ACQUIRED: Signed as international free agent, July 2, 2019

HIGH SCHOOL: —

COLLEGE: —

FULL NAME: Johan Alexis Macias

SIGNED BY: Andres Garcia & Joel Chicarelli (Angels)

Year	Club	AVG	G	AB	R	H	2B	3B	HR	RBI	SH	SF	HBP	BB	IBB	SO	SB	CS	GDP	SLG	OBP	E
DID NOT PLAY - No Minor League Season																						
2021—	Angels (DSL)	.221	37	77	15	17	3	2	0	9	6	0	6	10	0	13	5	3	0	.312	.355	5
2022—	Angels (ACL)	.322	42	121	19	39	7	2	2	20	4	3	1	10	0	25	2	3	4	.463	.370	5
2023—	Inland Empire	.236	77	280	45	66	9	3	2	24	4	1	11	27	0	65	4	1	4	.311	.326	4
MINOR TOTALS		.255	156	478	79	122	19	7	4	53	14	4	18	47	0	103	11	7	8	.349	.342	14

## JORGE MARCHECO

RHP

AGE: 21 BORN: Aug. 6, 2002 in Bayamon, CU

RESIDES: San Cristobal, DR

HT.: 6-1 WT.: 185

BATS & THROWS: Right

ACQUIRED: Signed as international free agent, Sept. 6, 2021

HIGH SCHOOL: —

COLLEGE: —

FULL NAME: Jorge William Marcheco

SIGNED BY: Frank Tejada (Angels)

Year	Club	W-L	ERA	G	GS	CG	GF	SHO	SV	IP	H	R	ER	HR	HB	BB	IBB	SO	WP	BK	BAA
2021—	Angels (DSL)	0-0	0.00	3	3	0	0	0	0	9.0	0	0	0	0	1	0	0	20	1	0	.000
2022—	Angels (ACL)	5-2	3.20	11	8	0	0	0	0	50.2	42	21	18	3	6	12	0	76	3	2	.223
	Inland Empire	0-1	4.76	3	3	0	0	0	0	11.1	8	6	6	1	3	3	0	14	2	0	.186
2023—	Inland Empire	7-5	4.06	17	1	0	0	0	0	93.0	77	42	42	11	5	23	0	91	2	2	.223
	Tri-City	3-1	1.88	5	5	0	0	0	0	28.2	22	6	6	4	0	3	0	33	0	1	.210
MINOR TOTALS		15-9	3.36	39	36	1	0	0	0	192.2	149	75	72	19	15	41	0	234	8	5	.210

# PLAYER DEVELOPMENT

## ORGANIZATIONAL PLAYERS

### ANYELO MARQUEZ

INF

AGE: 18 BORN: Dec. 12, 2005 in Monte Plate, DR

RESIDES: Monte Plata, DR

HT.: 6-0 WT.: 165

BATS: Left THROWS: Right

ACQUIRED: Signed as international free agent, Jan. 15, 2023

HIGH SCHOOL: —

COLLEGE: —

FULL NAME: Anyelo Antonio Marquez

SIGNED BY: Rusbell Cabrera/Jonathan Genao (Angels)

Year	Club	AVG	G	AB	R	H	2B	3B	HR	RBI	SH	SF	HBP	BB	IBB	SO	SB	CS	GDP	SLG	OBP	E
2023—	Angels (DSL)	.231	46	147	19	34	8	3	0	17	0	4	0	22	0	29	8	7	1	.327	.324	14
<b>MINOR TOTALS</b>		<b>.231</b>	<b>46</b>	<b>147</b>	<b>19</b>	<b>34</b>	<b>8</b>	<b>3</b>	<b>0</b>	<b>17</b>	<b>0</b>	<b>4</b>	<b>0</b>	<b>22</b>	<b>0</b>	<b>29</b>	<b>8</b>	<b>7</b>	<b>1</b>	<b>.327</b>	<b>.324</b>	<b>14</b>

### ALEX MARTINEZ

RHP

AGE: 21 BORN: Sept. 15, 2002 in Santiago, DR

RESIDES: Santiago, DR

HT.: 5-10 WT.: 170

BATS & THROWS: Right

ACQUIRED: Signed as international free agent, Sept. 6, 2019

HIGH SCHOOL: —

COLLEGE: —

FULL NAME: Alex Samuel Martinez Bonifacio

SIGNED BY: Rusbell Cabrera, Frank Tejada & Jochy Cabrera (Angels)

Year	Club	W-L	ERA	G	GS	CG	GF	SHO	SV	IP	H	R	ER	HR	HB	BB	IBB	SO	WP	BK	BAA	
2020—	<i>DID NOT PLAY - No Minor League Season</i>																					
2021—	Angels (ACL)	3-1	0.83	16	0	0	5	0	0	21.2	16	4	2	0	1	10	0	33	2	0	.203	
	Inland Empire	0-0	9.00	1	0	0	0	0	0	2.0	2	2	2	0	0	3	0	0	0	0	0	.286
2022—	Angels (ACL)	1-0	0.00	3	0	0	2	0	0	4.0	1	0	0	0	1	0	8	1	0	0	.077	
	Inland Empire	2-2	7.36	17	0	0	3	0	0	22.0	26	23	18	1	4	17	0	32	3	0	.306	
2023—	Angels (ACL)	1-2	1.17	16	0	0	15	0	5	23.0	16	6	3	0	1	15	0	35	4	0	.195	
	Tri-City	1-0	3.38	4	0	0	1	0	0	8.0	4	4	3	0	1	10	0	7	0	0	.154	
<b>MINOR TOTALS</b>		<b>8-5</b>	<b>3.12</b>	<b>57</b>	<b>0</b>	<b>0</b>	<b>26</b>	<b>0</b>	<b>5</b>	<b>80.2</b>	<b>65</b>	<b>39</b>	<b>28</b>	<b>1</b>	<b>8</b>	<b>56</b>	<b>0</b>	<b>115</b>	<b>10</b>	<b>0</b>	<b>.223</b>	

### BRYAN MARTINEZ

INF

AGE: 18 BORN: Dec. 26, 2005 in Santo Domingo, DR

RESIDES: Santo Domingo, DR

HT.: 6-1 WT.: 165

BATS: Left THROWS: Right

ACQUIRED: Signed as international free agent, Jan. 15, 2023

HIGH SCHOOL: —

COLLEGE: —

FULL NAME: Bryan Martinez

SIGNED BY: Rusbell Cabrera (Angels)

Year	Club	AVG	G	AB	R	H	2B	3B	HR	RBI	SH	SF	HBP	BB	IBB	SO	SB	CS	GDP	SLG	OBP	E
2023—	Angels (DSL)	.206	16	34	5	7	1	0	0	3	0	0	0	7	0	15	3	3	0	.235	.341	0
<b>MINOR TOTALS</b>		<b>.206</b>	<b>16</b>	<b>34</b>	<b>5</b>	<b>7</b>	<b>1</b>	<b>0</b>	<b>0</b>	<b>3</b>	<b>0</b>	<b>0</b>	<b>0</b>	<b>7</b>	<b>0</b>	<b>15</b>	<b>3</b>	<b>3</b>	<b>0</b>	<b>.235</b>	<b>.341</b>	<b>0</b>

### ERIK MARTINEZ

RHP

AGE: 28 BORN: Mar. 21, 1996 in West Covina, CA

RESIDES: West Covina, CA

HT.: 5-11 WT.: 195

BATS & THROWS: Right

ACQUIRED: Signed as minor league free agent, Feb. 14, 2023

HIGH SCHOOL: South Hills HS (West Covina, CA)

COLLEGE: UC Berkeley

FULL NAME: Erik Martinez

SIGNED BY: Scott Richardson (Angels)

Year	Club	W-L	ERA	G	GS	CG	GF	SHO	SV	IP	H	R	ER	HR	HB	BB	IBB	SO	WP	BK	BAA
2023—	Inland Empire	2-1	1.59	9	0	0	2	0	0	17.0	11	3	3	0	2	5	0	28	2	0	.183
	Tri-City	2-0	1.54	17	0	0	9	0	6	23.1	14	5	4	0	3	9	0	31	1	0	.169
	Salt Lake	0-0	4.50	1	0	0	0	0	0	2.0	1	1	1	0	1	0	1	0	0	0	.167
	Rocket City	1-1	4.43	11	1	0	2	0	0	22.1	23	14	11	1	0	9	0	23	1	0	.253
<b>MINOR TOTALS</b>		<b>5-2</b>	<b>2.64</b>	<b>38</b>	<b>1</b>	<b>0</b>	<b>13</b>	<b>0</b>	<b>6</b>	<b>64.2</b>	<b>49</b>	<b>23</b>	<b>19</b>	<b>2</b>	<b>5</b>	<b>24</b>	<b>0</b>	<b>83</b>	<b>4</b>	<b>0</b>	<b>.204</b>

### JESUS MARTINEZ

LHP

AGE: 20 BORN: Oct. 1, 2003 in San Ignacio, Mexico

RESIDES: San Ignacio, Mexico

HT.: 5-11 WT.: 185

BATS & THROWS: Left

ACQUIRED: Signed as international free agent, Nov. 17, 2023

HIGH SCHOOL: —

COLLEGE: —

FULL NAME: Jesus Alejandro Martinez

SIGNED BY: Cosme Valle (Angels)

Year	Club	W-L	ERA	G	GS	CG	GF	SHO	SV	IP	H	R	ER	HR	HB	BB	IBB	SO	WP	BK	BAA
2022—	Monterrey (Ind.)	2-2	5.59	33	0	0	3	0	0	29.0	21	19	18	3	5	17	0	27	5	0	-
2023—	Monterrey (Ind.)	4-2	2.84	34	0	0	6	0	2	31.2	24	10	10	2	1	8	1	28	3	0	-
<b>IND. TOTALS</b>		<b>6-4</b>	<b>4.15</b>	<b>67</b>	<b>0</b>	<b>0</b>	<b>9</b>	<b>0</b>	<b>2</b>	<b>60.2</b>	<b>45</b>	<b>29</b>	<b>28</b>	<b>5</b>	<b>6</b>	<b>25</b>	<b>1</b>	<b>55</b>	<b>8</b>	<b>0</b>	<b>-</b>

# PLAYER DEVELOPMENT ORGANIZATIONAL PLAYERS

## ORLANDO MARTINEZ

OF

AGE: 26 BORN: Feb. 17, 1998 in La Habana, CU

RESIDES: Franklin, TN

HT.: 6-0 WT.: 185

BATS & THROWS: Left

ACQUIRED: Signed as international free agent, Aug. 30, 2017

HIGH SCHOOL: —

COLLEGE: —

FULL NAME: Orlando Martinez Moya

SIGNED BY: Frankie Thon Jr. (Angels)

Year	Club	AVG	G	AB	R	H	2B	3B	HR	RBI	SH	SF	HBP	BB	IBB	SO	SB	CS	GDP	SLG	OBP	E
2018	— Orem	.375	12	48	11	18	5	0	2	10	0	1	0	4	0	9	3	2	0	.604	.415	1
	Burlington	.289	53	218	27	63	12	1	3	25	0	2	1	17	0	56	6	5	3	.394	.340	2
2019	— Inland Empire	.263	88	380	55	100	21	4	12	49	0	5	1	36	3	79	5	4	8	.434	.325	2
2020																						
2021	— Rocket City	.258	102	400	58	103	23	2	16	54	0	2	3	30	2	119	5	3	6	.445	.313	5
2022	— Salt Lake	.250	67	244	27	61	12	4	5	34	0	3	1	19	0	59	3	3	3	.393	.303	3
	Rocket City	.305	39	141	25	43	7	1	4	33	0	4	0	18	1	33	6	4	1	.454	.374	1
	Angels (ACL)	.455	4	11	4	5	3	0	0	2	0	0	0	1	0	4	0	0	1	.727	.500	0
2023	— Rocket City	.267	78	292	33	78	17	4	9	55	1	4	3	24	1	64	6	3	2	.445	.325	2
	Salt Lake	.245	42	147	20	36	10	0	3	15	1	2	0	14	0	30	2	1	4	.374	.307	1
	MINOR TOTALS	.270	485	1881	260	507	110	16	54	277	2	23	9	163	7	453	36	25	28	.431	.327	17

## QUINTON MARTINEZ

LHP

AGE: 25 BORN: Jan. 23, 1999 in Orlando, FL

RESIDES: Orlando, FL

HT.: 6-4 WT.: 190

BATS & THROWS: Left

ACQUIRED: Signed as non-drafted free agent, July 20, 2022

HIGH SCHOOL: Bishop Moore Catholic HS (Orlando, FL)

COLLEGE: Appalachian State University, UNC Charlotte

FULL NAME: Quinton Antonio Martinez

SIGNED BY: Nick Gorneault (Angels)

Year	Club	W-L	ERA	G	GS	CG	GF	SHO	SV	IP	H	R	ER	HR	HB	BB	IBB	SO	WP	BK	BAA
2022	— Angels (ACL)	0-0	3.60	3	0	0	0	0	0	5.0	6	2	2	0	0	1	0	4	2	0	.273
2023	— Inland Empire	3-2	4.89	35	0	0	13	0	3	57.0	43	33	31	6	7	26	1	66	4	0	.214
	MINOR TOTALS	3-2	4.79	38	0	0	13	0	3	62.0	49	35	33	6	7	27	1	70	6	0	.220

## GABE MATTHEWS

INF

AGE: 26 BORN: Nov. 24, 1997 in Dallas, OR

RESIDES: Salem, OR

HT.: 6-2 WT.: 220

BATS: Left THROWS: Right

ACQUIRED: Signed as non-drafted free agent, July 14, 2021

HIGH SCHOOL: South Salem HS (OR)

COLLEGE: University of Oregon

FULL NAME: Gabe Ryan Matthews

SIGNED BY: Scott Richardson (Angels)

Year	Club	AVG	G	AB	R	H	2B	3B	HR	RBI	SH	SF	HBP	BB	IBB	SO	SB	CS	GDP	SLG	OBP	E
2021	— Inland Empire	.269	25	93	16	25	6	1	4	19	0	0	5	17	1	29	2	0	3	.484	.409	0
	Salt Lake	.107	16	56	3	6	2	0	0	5	0	0	1	6	0	19	0	0	1	.143	.206	2
2022	— Tri-City	.227	113	388	56	88	26	0	14	64	0	6	16	65	1	139	3	1	4	.402	.356	7
2023	— Tri-City	.238	56	181	29	43	11	0	7	35	0	3	6	44	0	53	1	1	3	.414	.397	1
	Rocket City	.241	51	158	19	38	5	0	5	22	0	0	10	31	1	62	1	0	4	.367	.397	2
	MINOR TOTALS	.228	261	876	123	200	50	1	30	145	0	9	38	163	3	302	7	2	15	.390	.369	12

## MAC McCROSKEY

INF

AGE: 24 BORN: Dec. 31, 1999 in Conway, AR

RESIDES: Springdale, AR

HT.: 6-1 WT.: 180

BATS & THROWS: Right

ACQUIRED: 20th round of 2023 First-Year Player Draft

HIGH SCHOOL: Har-Ber HS (Springdale, AR)

COLLEGE: Oral Roberts University (Tulsa, OK)

FULL NAME: David Walter McCroskey IV

SIGNED BY: KJ Hendricks (Angels)

Year	Club	AVG	G	AB	R	H	2B	3B	HR	RBI	SH	SF	HBP	BB	IBB	SO	SB	CS	GDP	SLG	OBP	E
2023	— Angels (ACL)	.400	3	5	2	2	1	0	0	0	0	0	0	4	0	1	2	0	0	.600	.667	1
	Rocket City	.225	42	129	12	29	2	1	0	18	2	0	0	19	0	52	1	0	2	.256	.324	11
	MINOR TOTALS	.231	45	134	14	31	3	1	0	18	2	0	0	23	0	53	3	0	2	.269	.344	12

## WILL MCGILLIS

INF

AGE: 25 BORN: Jan. 16, 1999 in Albuquerque, NM

RESIDES: Hattiesburg, MS

HT.: 6-3 WT.: 200

BATS & THROWS: Right

ACQUIRED: Signed as non-drafted free agent, July 17, 2023

HIGH SCHOOL: Presbyterian Christian School (Hattiesburg, MS)

COLLEGE: University of South Carolina, University of Southern Mississippi

FULL NAME: William Patrick McGillis

SIGNED BY: Chris McAlpin (Angels)

Year	Club	AVG	G	AB	R	H	2B	3B	HR	RBI	SH	SF	HBP	BB	IBB	SO	SB	CS	GDP	SLG	OBP	E
2023	— Angels (ACL)	.378	15	45	11	17	7	1	1	14	0	0	3	11	0	10	2	0	1	.644	.525	3
	Tri-City	.227	12	44	5	10	5	0	1	2	0	0	3	0	13	0	0	1	4	.409	.277	1
	MINOR TOTALS	.303	27	89	16	27	12	1	2	16	0	0	3	14	0	23	2	0	2	.528	.415	4

# PLAYER DEVELOPMENT

## ORGANIZATIONAL PLAYERS

### RAFAEL MEDINA

C

AGE: 18 BORN: Dec. 7, 2005 in Bonilla, San Miguelito, Panama RESIDES: Bonilla, San Miguelito, Panama HT.: 6-2 WT.: 210  
 BATS & THROWS: Right ACQUIRED: Signed as international free agent, Jan. 15, 2023  
 HIGH SCHOOL: — COLLEGE: —  
 FULL NAME: Rafael Alexander Medina SIGNED BY: Raul Gonzalez (Angels)

Year	Club	AVG	G	AB	R	H	2B	3B	HR	RBI	SH	SF	HBP	BB	IBB	SO	SB	CS	GDP	SLG	OBP	E
2023—	Angels (DSL)	.170	21	47	6	8	2	0	1	9	0	1	3	6	0	24	0	0	0	.277	.298	3
<b>MINOR TOTALS</b>		<b>.170</b>	<b>21</b>	<b>47</b>	<b>6</b>	<b>8</b>	<b>2</b>	<b>0</b>	<b>1</b>	<b>9</b>	<b>0</b>	<b>1</b>	<b>3</b>	<b>6</b>	<b>0</b>	<b>24</b>	<b>0</b>	<b>0</b>	<b>0</b>	<b>.277</b>	<b>.298</b>	<b>3</b>

### HAMINTON MENDEZ

RHP

AGE: 19 BORN: June 5, 2004 in San Cristobal, DR RESIDES: San Cristobal, DR HT.: 6-1 WT.: 175  
 BATS & THROWS: Right ACQUIRED: Signed as international free agent, June 7, 2021  
 HIGH SCHOOL: — COLLEGE: —  
 FULL NAME: Haminton Mendez SIGNED BY: Frank Tejada (Angels)

Year	Club	W-L	ERA	G	GS	CG	GF	SHO	SV	IP	H	R	ER	HR	HB	BB	IBB	SO	WP	BK	BAA
2021—	Angels (DSL)	0-2	6.00	9	3	0	1	0	0	15.0	16	11	10	0	3	13	0	8	11	0	.276
2022—	Angels (DSL)	1-1	6.52	15	0	0	6	0	2	19.1	20	17	14	3	7	8	0	19	9	0	.270
2023—	Angels (DSL)	3-1	1.64	4	4	0	0	0	0	22.0	11	4	4	1	2	5	0	20	1	0	.149
	Angels (ACL)	2-1	6.15	7	4	0	0	0	1	26.1	28	23	18	3	2	17	0	12	2	1	.262
	Tri-City	0-0	13.50	2	0	0	0	0	0	4.2	6	7	7	1	1	7	0	8	1	0	.316
<b>MINOR TOTALS</b>		<b>6-5</b>	<b>5.46</b>	<b>37</b>	<b>11</b>	<b>0</b>	<b>7</b>	<b>0</b>	<b>3</b>	<b>87.1</b>	<b>81</b>	<b>62</b>	<b>53</b>	<b>8</b>	<b>15</b>	<b>50</b>	<b>0</b>	<b>67</b>	<b>24</b>	<b>1</b>	<b>.244</b>

### RYAN MILLER

RHP

AGE: 28 BORN: Mar. 28, 1996 in Sarasota, FL RESIDES: Sarasota, FL HT.: 6-0 WT.: 180  
 BATS & THROWS: Right ACQUIRED: From Boston in AAA Rule 5 Draft on Dec. 6, 2023  
 HIGH SCHOOL: Venice HS (Venice, FL) COLLEGE: Clemson University  
 FULL NAME: Ryan Robert Miller SIGNED BY: George Swain (Diamondbacks)

Year	Club	W-L	ERA	G	GS	CG	GF	SHO	SV	IP	H	R	ER	HR	HB	BB	IBB	SO	WP	BK	BAA
2018—	Hillsboro	3-0	3.86	12	0	0	0	0	0	11.2	11	5	5	2	2	1	0	10	0	0	.244
2019—	Kane County	4-6	3.62	27	0	0	10	0	0	54.2	60	27	22	7	6	17	0	36	4	1	.282
2020—										<i>DID NOT PLAY - No Minor League Season</i>											
2021—										<i>DID NOT PLAY</i>											
2022—	Hudson Valley	2-3	5.75	25	0	0	15	0	2	36.0	29	27	23	7	18	18	0	50	4	0	.230
2023—	Portland	5-3	4.03	41	1	0	9	0	2	60.1	63	30	27	8	4	19	0	67	3	0	.269
<b>MINOR TOTALS</b>		<b>14-12</b>	<b>4.26</b>	<b>105</b>	<b>1</b>	<b>0</b>	<b>34</b>	<b>0</b>	<b>4</b>	<b>162.2</b>	<b>163</b>	<b>89</b>	<b>77</b>	<b>24</b>	<b>13</b>	<b>55</b>	<b>0</b>	<b>163</b>	<b>11</b>	<b>1</b>	<b>.264</b>

### NICK MONDAK

LHP

AGE: 25 BORN: June 2, 1998 in Waterbury, CT RESIDES: Watertown, CT HT.: 6-4 WT.: 200  
 BATS & THROWS: Left ACQUIRED: 18th round of 2021 First-Year Player Draft  
 HIGH SCHOOL: Watertown HS (CT) COLLEGE: St. Johns University (New York, NY)  
 FULL NAME: Nicholas Joseph Mondak SIGNED BY: Drew Dominguez (Angels)

Year	Club	W-L	ERA	G	GS	CG	GF	SHO	SV	IP	H	R	ER	HR	HB	BB	IBB	SO	WP	BK	BAA
2021—	Angels (ACL)	1-1	3.97	5	3	0	0	0	0	11.1	11	6	5	1	0	3	0	14	1	0	.268
	Inland Empire	2-0	0.00	2	0	0	1	0	0	10.0	5	0	0	0	0	0	0	12	0	0	.147
2022—	Tri-City	3-7	5.16	21	21	0	0	0	0	97.2	108	58	56	17	0	18	0	92	2	0	.278
2023—	Tri-City	1-1	5.53	16	1	0	3	0	0	27.2	40	20	17	6	0	5	0	36	1	0	.339
<b>MINOR TOTALS</b>		<b>7-9</b>	<b>4.79</b>	<b>44</b>	<b>25</b>	<b>0</b>	<b>4</b>	<b>0</b>	<b>0</b>	<b>146.2</b>	<b>164</b>	<b>84</b>	<b>78</b>	<b>24</b>	<b>0</b>	<b>26</b>	<b>0</b>	<b>154</b>	<b>4</b>	<b>0</b>	<b>.282</b>

### BRYAN MONTE DE OCA

RHP

AGE: 18 BORN: Mar. 22, 2006 in Constanza, DR RESIDES: La Vega, DR HT.: 6-3 WT.: 190  
 BATS & THROWS: Right ACQUIRED: Signed as international free agent, Jan. 15, 2023  
 HIGH SCHOOL: — COLLEGE: —  
 FULL NAME: Bryan Monte De Oca SIGNED BY: Rusbell Cabrera (Angels)

Year	Club	W-L	ERA	G	GS	CG	GF	SHO	SV	IP	H	R	ER	HR	HB	BB	IBB	SO	WP	BK	BAA
2023—	Angels (DSL)	1-2	5.48	12	2	0	2	0	0	23.0	28	15	14	2	1	19	0	20	11	0	.311
<b>MINOR TOTALS</b>		<b>1-2</b>	<b>5.48</b>	<b>12</b>	<b>2</b>	<b>0</b>	<b>2</b>	<b>0</b>	<b>0</b>	<b>23.0</b>	<b>28</b>	<b>15</b>	<b>14</b>	<b>2</b>	<b>1</b>	<b>19</b>	<b>0</b>	<b>20</b>	<b>11</b>	<b>0</b>	<b>.311</b>

PLAYER DEVELOPMENT



# PLAYER DEVELOPMENT ORGANIZATIONAL PLAYERS

## CHRISTOPHER MONTILLA

RHP

AGE: 17 BORN: Feb. 8, 2007 in Caracas, VZ

RESIDES: Caracas, VZ

HT.: 6-2 WT.: 170

BATS & THROWS: Right

ACQUIRED: Signed as international free agent, Jan. 15, 2024

HIGH SCHOOL: —

COLLEGE: —

FULL NAME: Christopher Eduardo Montilla

SIGNED BY: Melvin Dorta (Angels)

Year	Club	W-L	ERA	G	GS	CG	GF	SHO	SV	IP	H	R	ER	HR	HB	BB	IBB	SO	WP	BK	BAA
Will make professional debut in 2024																					

## VICTOR MORIN

RHP

AGE: 21 BORN: Oct. 30, 2002 in Porlamar, VZ

RESIDES: Margarita, VZ

HT.: 6-6 WT.: 190

BATS & THROWS: Right

ACQUIRED: Signed as international free agent, Oct. 12, 2021

HIGH SCHOOL: —

COLLEGE: —

FULL NAME: Victor Alejandro Morin

SIGNED BY: Joel Chicarelli (Angels)

Year	Club	W-L	ERA	G	GS	CG	GF	SHO	SV	IP	H	R	ER	HR	HB	BB	IBB	SO	WP	BK	BAA
2022—	Angels (ACL)	1-1	9.22	7	5	0	0	0	0	13.2	17	15	14	0	1	9	0	17	3	1	.304
2023—	INJURED — DID NOT PLAY																				
MINOR TOTALS	1-1	9.22	7	5	0	0	0	0	0	13.2	17	15	14	0	1	9	0	17	3	1	.304

## FELIX MORROBEL

INF

AGE: 18 BORN: Sept. 24, 2005 in Bani, DR

RESIDES: Bani, DR

HT.: 6-0 WT.: 175

BATS: Switch THROWS: Right

ACQUIRED: Signed as international free agent, Jan. 15, 2023

HIGH SCHOOL: —

COLLEGE: —

FULL NAME: Felix Daniel Morrobel

SIGNED BY: Rusbell Cabrera (Angels)

Year	Club	AVG	G	AB	R	H	2B	3B	HR	RBI	SH	SF	HBP	BB	IBB	SO	SB	CS	GDP	SLG	OBP	E
2021—	Angels (DSL)	.286	42	161	21	46	4	2	0	20	0	1	1	8	0	13	11	8	1	.335	.322	8
MINOR TOTALS	.286	42	161	21	46	4	2	0	20	0	1	1	8	0	13	11	8	1	.335	.322	8	8

## ANTHONY MULRINE

C

AGE: 25 BORN: Mar. 30, 1998 in Davie, FL

RESIDES: Davie, FL

HT.: 6-1 WT.: 205

BATS & THROWS: Right

ACQUIRED: 25th round of 2019 First-Year Player Draft

HIGH SCHOOL: St. Thomas Aquinas HS (Fort Lauderdale, FL)

COLLEGE: Samford University (Homewood, AL)

FULL NAME: Anthony Louis Mulrine

SIGNED BY: Todd Hogan (Angels)

Year	Club	AVG	G	AB	R	H	2B	3B	HR	RBI	SH	SF	HBP	BB	IBB	SO	SB	CS	GDP	SLG	OBP	E
2019—	Orem	.250	45	128	24	32	6	1	5	26	0	1	14	16	0	33	0	2	2	.430	.390	5
2020—	DID NOT PLAY - No Minor League Season																					
2021—	Rocket City	.217	55	166	16	36	7	0	4	17	0	1	11	16	0	42	0	1	4	.331	.325	2
	Salt Lake	.118	5	17	1	2	0	0	0	0	0	0	0	3	0	7	0	0	1	.118	.250	0
2022—	Rocket City	.160	45	144	19	23	5	0	1	12	0	0	6	19	0	43	0	0	4	.215	.284	2
	Salt Lake	.159	20	63	3	10	2	0	0	4	1	0	3	3	0	24	1	0	1	.190	.232	3
2023—	Salt Lake	.149	20	47	6	7	2	0	0	1	0	0	2	7	0	13	0	0	1	.191	.286	0
	Rocket City	.180	22	61	5	11	3	0	1	9	4	0	4	9	0	17	0	0	1	.279	.324	3
MINOR TOTALS	.193	212	626	74	121	25	1	11	69	5	2	40	73	0	179	1	3	14	.289	.316	15	

## KRISTIN MUNROE

INF

AGE: 19 BORN: Aug. 6, 2004 in Nassau, Bahamas

RESIDES: Nassau, Bahamas

HT.: 6-1 WT.: 175

BATS & THROS: Right

ACQUIRED: Signed as international free agent, May 6, 2021

HIGH SCHOOL: —

COLLEGE: —

FULL NAME: Kristin Dirk Munroe

SIGNED BY: Brian Parker (Angels)

Year	Club	AVG	G	AB	R	H	2B	3B	HR	RBI	SH	SF	HBP	BB	IBB	SO	SB	CS	GDP	SLG	OBP	E
2021—	Angels (DSL)	.207	32	92	14	19	2	2	0	9	0	0	4	15	0	44	8	5	3	.272	.342	8
2022—	Angels (ACL)	.213	14	47	5	10	1	0	0	4	0	0	2	5	0	25	2	0	0	.234	.315	2
2023—	Angels (ACL)	.196	15	51	10	10	1	1	2	8	0	0	1	5	0	21	1	1	1	.373	.281	4
MINOR TOTALS	.205	61	190	29	39	4	3	2	21	0	0	7	25	0	90	11	6	4	.289	.320	14	

# PLAYER DEVELOPMENT

## ORGANIZATIONAL PLAYERS

### LUKE MURPHY

RHP

AGE: 24 BORN: Nov. 5, 1999 in Nashville, TN

RESIDES: Springfield, TN

HT.: 6-5 WT.: 190

BATS & THROWS: Right

ACQUIRED: Fourth round of 2021 First-Year Player Draft

HIGH SCHOOL: East Robertson HS (Cross Plains, TN)

COLLEGE: Vanderbilt University

FULL NAME: Luke Evan Murphy

SIGNED BY: Joel Murrie (Angels)

Year	Club	W-L	ERA	G	GS	CG	GF	SHO	SV	IP	H	R	ER	HR	HB	BB	IBB	SO	WP	BK	BAA
2021	Tri-City	0-1	3.00	7	0	0	5	0	2	9.0	7	3	3	0	0	1	0	15	1	0	.206
2022	Rocket City	7-2	2.62	37	0	0	3	0	1	44.2	25	13	13	0	2	26	0	52	1	0	.164
2023	Rocket City	3-3	4.96	44	1	0	10	0	2	49.0	53	33	27	4	1	27	0	62	4	2	.275
<b>MINOR TOTALS</b>		<b>10-6</b>	<b>3.77</b>	<b>88</b>	<b>1</b>	<b>0</b>	<b>18</b>	<b>0</b>	<b>5</b>	<b>102.2</b>	<b>85</b>	<b>49</b>	<b>43</b>	<b>4</b>	<b>3</b>	<b>54</b>	<b>0</b>	<b>129</b>	<b>6</b>	<b>2</b>	<b>.224</b>

### SAMY NATERA JR.

LHP

AGE: 24 BORN: Nov. 5, 1999 in Juarez, Mexico

RESIDES: Juarez, Mexico

HT.: 6-4 WT.: 225

BATS & THROWS: Left

ACQUIRED: 17th round of 2022 First-Year Player Draft

HIGH SCHOOL: Lydia Patterson Institute (El Paso, TX)

COLLEGE: New Mexico State University (Las Cruces, NM)

FULL NAME: Samuel Natera

SIGNED BY: Jayson Durocher (Angels)

Year	Club	W-L	ERA	G	GS	CG	GF	SHO	SV	IP	H	R	ER	HR	HB	BB	IBB	SO	WP	BK	BAA
2023	Tri-City	2-8	4.20	20	20	0	0	0	0	83.2	71	43	39	12	9	42	0	108	12	3	.229
	Rocket City	0-1	11.57	2	2	0	0	0	0	7.0	7	9	9	2	1	5	0	10	0	0	.250
<b>MINOR TOTALS</b>		<b>2-9</b>	<b>4.76</b>	<b>22</b>	<b>22</b>	<b>0</b>	<b>0</b>	<b>0</b>	<b>0</b>	<b>90.2</b>	<b>78</b>	<b>52</b>	<b>48</b>	<b>14</b>	<b>10</b>	<b>47</b>	<b>0</b>	<b>118</b>	<b>12</b>	<b>3</b>	<b>.231</b>

### CAPRI ORTIZ

INF

AGE: 18 BORN: Apr. 1, 2005 in Santo Domingo, DR

RESIDES: Santo Domingo, DR

HT.: 6-0 WT.: 165

BATS & THROWS: Right

ACQUIRED: Signed as international free agent, Jan. 15, 2022

HIGH SCHOOL: —

COLLEGE: —

FULL NAME: Capri Junior Ortiz

SIGNED BY: Rusbel Cabrera (Angels)

Year	Club	AVG	G	AB	R	H	2B	3B	HR	RBI	SH	SF	HBP	BB	IBB	SO	SB	CS	GDP	SLG	OBP	E
2022	— Angels (DSL)	.241	53	191	28	46	7	5	2	26	3	1	4	14	0	52	16	8	2	.361	.305	26
2023	— Angels (ACL)	.273	53	194	39	53	8	3	0	22	3	1	3	29	0	68	30	7	1	.345	.374	8
<b>MINOR TOTALS</b>		<b>.257</b>	<b>106</b>	<b>385</b>	<b>67</b>	<b>99</b>	<b>15</b>	<b>8</b>	<b>2</b>	<b>48</b>	<b>6</b>	<b>2</b>	<b>7</b>	<b>43</b>	<b>0</b>	<b>120</b>	<b>46</b>	<b>15</b>	<b>3</b>	<b>.353</b>	<b>.341</b>	<b>34</b>

### BRYCE OSMOND

RHP

AGE: 23 BORN: Sept. 5, 2000 in Tulsa, OK

RESIDES: Tulsa, OK

HT.: 6-3 WT.: 185

BATS & THROWS: Right

ACQUIRED: 15th round of 2022 First-Year Player Draft

HIGH SCHOOL: Jenks HS (Jenks, OK)

COLLEGE: Oklahoma State University

FULL NAME: William Bryce Osmond

SIGNED BY: KJ Hendricks (Angels)

Year	Club	W-L	ERA	G	GS	CG	GF	SHO	SV	IP	H	R	ER	HR	HB	BB	IBB	SO	WP	BK	BAA
2023	Tri-City	4-7	3.55	20	20	0	0	0	0	83.2	79	44	33	11	8	37	0	88	5	3	.247
	Rocket City	0-2	9.00	3	3	0	0	0	0	13.0	15	13	13	4	0	10	0	12	1	0	.288
<b>MINOR TOTALS</b>		<b>4-9</b>	<b>4.28</b>	<b>23</b>	<b>23</b>	<b>0</b>	<b>0</b>	<b>0</b>	<b>0</b>	<b>96.2</b>	<b>94</b>	<b>57</b>	<b>46</b>	<b>15</b>	<b>8</b>	<b>47</b>	<b>0</b>	<b>100</b>	<b>6</b>	<b>3</b>	<b>.253</b>

### OSWALDO PATINO

INF

AGE: 17 BORN: July 3, 2006 in Mariara, VZ

RESIDES: Carabobo, VZ

HT.: 5-10 WT.: 160

BATS: Left THROWS: Right

ACQUIRED: Signed as international free agent, Jan. 15, 2023

HIGH SCHOOL: —

COLLEGE: —

FULL NAME: Oswaldo Jose Patino

SIGNED BY: Joel Chicarelli (Angels)

Year	Club	AVG	G	AB	R	H	2B	3B	HR	RBI	SH	SF	HBP	BB	IBB	SO	SB	CS	GDP	SLG	OBP	E
2023	— Angels (DSL)	.304	31	56	11	17	2	1	0	9	0	0	4	20	1	8	2	1	0	.375	.513	1
<b>MINOR TOTALS</b>		<b>.304</b>	<b>31</b>	<b>56</b>	<b>11</b>	<b>17</b>	<b>2</b>	<b>1</b>	<b>0</b>	<b>9</b>	<b>0</b>	<b>0</b>	<b>4</b>	<b>20</b>	<b>1</b>	<b>8</b>	<b>2</b>	<b>1</b>	<b>0</b>	<b>.375</b>	<b>.513</b>	<b>1</b>

# PLAYER DEVELOPMENT ORGANIZATIONAL PLAYERS

## TYLER PAYNE

C

AGE: 31 BORN: October 25, 1992 in Charleston, WV

RESIDES: Hurricane, WV

HT.: 5-11 WT.: 210

BATS & THROWS: Right

ACQUIRED: Signed as minor league free agent, May 26, 2023

HIGH SCHOOL: Hurricane HS (Hurricane, WV)

COLLEGE: West Virginia State University

FULL NAME: Anthony Tyler Payne

SIGNED BY: Daniel Carte (Cubs)

Year	Club	AVG	G	AB	R	H	2B	3B	HR	RBI	SH	SF	HBP	BB	IBB	SO	SB	CS	GDP	SLG	OBP	E
2015	— Cubs (ACL)	.192	16	52	3	10	1	0	0	3	0	0	0	11	0	8	0	1	1	.212	.333	0
2016	— Eugene	.246	41	138	15	34	7	2	3	19	1	1	2	17	0	25	0	0	5	.391	.335	2
2017	— South Bend	.245	53	184	21	45	7	0	6	32	1	2	1	18	0	39	0	0	9	.380	.312	5
	Eugene	.243	11	37	6	9	3	0	1	5	0	1	0	6	0	9	0	0	0	.405	.341	1
2018	— South Bend	.280	13	50	5	14	2	1	0	10	0	0	0	3	0	10	0	0	2	.360	.321	0
2019	— Myrtle Beach	.256	73	254	29	65	15	1	8	30	0	2	5	15	0	48	0	0	6	.417	.308	5
	Tennessee	.247	20	73	9	18	5	0	1	10	0	2	0	5	0	14	0	0	2	.356	.288	0
2020	—																					
2021	— Tennessee	.231	59	212	26	49	14	1	4	30	0	3	2	17	0	66	1	0	4	.363	.291	3
	Iowa	.000	1	0	0	0	0	0	0	0	0	0	0	0	0	0	0	0	0	.000	.000	0
	CHICAGO (N.L.)	.000	1	2	0	0	0	0	0	0	0	0	0	0	0	2	0	0	0	.000	.000	0
2022	— Iowa	.298	48	151	14	45	10	1	1	15	2	1	1	8	0	36	0	0	4	.397	.335	1
2023	— Rocket City	.313	44	144	18	45	11	0	4	26	0	0	2	11	0	32	0	0	4	.472	.369	8
<b>MINOR TOTALS</b>		<b>.258</b>	<b>379</b>	<b>1295</b>	<b>146</b>	<b>334</b>	<b>75</b>	<b>6</b>	<b>28</b>	<b>180</b>	<b>4</b>	<b>12</b>	<b>13</b>	<b>111</b>	<b>0</b>	<b>287</b>	<b>1</b>	<b>1</b>	<b>37</b>	<b>.390</b>	<b>.320</b>	<b>25</b>

*DID NOT PLAY - No Minor League Season*

## MIKE PEABODY

OF

AGE: 25 BORN: Oct. 1, 1998 in Orange, CA

RESIDES: Tustin, CA

HT.: 6-4 WT.: 205

BATS & THROWS: Right

ACQUIRED: Signed as non-drafted free agent, July 14, 2021

HIGH SCHOOL: Mater Dei HS (Santa Ana, CA)

COLLEGE: University of California, Irvine

FULL NAME: Michael Thomas Peabody

SIGNED BY: Ben Diggins (Angels)

Year	Club	AVG	G	AB	R	H	2B	3B	HR	RBI	SH	SF	HBP	BB	IBB	SO	SB	CS	GDP	SLG	OBP	E
2021	— Tri-City	.000	2	5	0	0	0	0	0	0	0	0	0	0	0	2	0	0	0	.000	.000	0
2022	— Tri-City	.205	92	308	42	63	13	1	8	48	2	4	15	34	0	106	12	6	1	.331	.310	2
2023	— Inland Empire	.230	69	239	38	55	8	3	6	32	2	1	11	20	1	69	10	2	2	.364	.317	1
<b>MINOR TOTALS</b>		<b>.214</b>	<b>163</b>	<b>552</b>	<b>80</b>	<b>118</b>	<b>21</b>	<b>4</b>	<b>14</b>	<b>80</b>	<b>4</b>	<b>5</b>	<b>26</b>	<b>54</b>	<b>1</b>	<b>177</b>	<b>22</b>	<b>8</b>	<b>3</b>	<b>.342</b>	<b>.311</b>	<b>3</b>

## CALEB PENDLETON

C

AGE: 21 BORN: Apr. 5, 2002 in Paoli, PA

RESIDES: Palm City, FL

HT.: 6-2 WT.: 190

BATS & THROWS: Right

ACQUIRED: Signed as non-drafted free agent, July 11, 2023

HIGH SCHOOL: Jensen Beach HS (Jensen Beach, FL)

COLLEGE: Florida Atlantic University (Boca Raton, FL)

FULL NAME: Caleb Steven Pendleton

SIGNED BY: Brandon McArthur (Angels)

Year	Club	AVG	G	AB	R	H	2B	3B	HR	RBI	SH	SF	HBP	BB	IBB	SO	SB	CS	GDP	SLG	OBP	E
2023	— Angels (ACL)	.250	1	4	0	1	0	0	0	1	0	0	0	0	0	1	0	0	0	.250	.250	0
	Tri-City	.213	15	47	3	10	1	0	0	1	0	0	0	2	0	19	0	0	2	.234	.245	1
<b>MINOR TOTALS</b>		<b>.216</b>	<b>16</b>	<b>51</b>	<b>3</b>	<b>11</b>	<b>1</b>	<b>0</b>	<b>0</b>	<b>2</b>	<b>0</b>	<b>0</b>	<b>0</b>	<b>2</b>	<b>0</b>	<b>20</b>	<b>0</b>	<b>0</b>	<b>2</b>	<b>.235</b>	<b>.245</b>	<b>1</b>

## ANDREW PETERS

RHP

AGE: 25 BORN: Nov. 25, 1998 in Palos Heights, IL

RESIDES: Morris, IL

HT.: 6-2 WT.: 190

BATS & THROWS: Right

ACQUIRED: 10th round of 2021 First-Year Player Draft

HIGH SCHOOL: Morris HS (Morris, IL)

COLLEGE: University of South Carolina

FULL NAME: Andrew Walter Peters

SIGNED BY: Nick Gorneault (Angels)

Year	Club	W-L	ERA	G	GS	CG	GF	SHO	SV	IP	H	R	ER	HR	HB	BB	IBB	SO	WP	BK	BAA
2021	— Inland Empire	2-4	9.26	10	2	0	3	0	0	11.2	13	14	12	1	1	9	1	20	4	0	.283
2022	— Angels (ACL)	0-0	0.00	2	2	0	0	0	0	3.0	0	0	0	0	0	0	0	0	0	0	.000
2023	— Angels (ACL)	2-1	6.14	5	0	0	1	0	0	7.1	3	5	5	0	0	6	0	13	2	0	.125
	Tri-City	0-1	11.25	7	0	0	0	0	0	8.0	8	10	10	3	2	14	0	9	1	0	.267
<b>MINOR TOTALS</b>		<b>4-6</b>	<b>8.10</b>	<b>24</b>	<b>4</b>	<b>0</b>	<b>4</b>	<b>0</b>	<b>0</b>	<b>30.0</b>	<b>24</b>	<b>29</b>	<b>27</b>	<b>4</b>	<b>3</b>	<b>29</b>	<b>1</b>	<b>42</b>	<b>7</b>	<b>0</b>	<b>.220</b>

## ROMAN PHANSALKAR

RHP

AGE: 25 BORN: June 2, 1998, in Edmond, OK

RESIDES: Edmond, OK

HT.: 6-1 WT.: 195

BATS & THROWS: Right

ACQUIRED: Seventh round of 2022 First-Year Player Draft

HIGH SCHOOL: Heritage Hall School (Oklahoma City, OK)

COLLEGE: Oklahoma State University

FULL NAME: Roman Phansalkar

SIGNED BY: KJ Hendricks (Angels)

Year	Club	W-L	ERA	G	GS	CG	GF	SHO	SV	IP	H	R	ER	HR	HB	BB	IBB	SO	WP	BK	BAA
2022	— Inland Empire	2-0	5.29	12	0	0	1	0	0	17.0	14	11	10	2	1	12	0	14	1	0	.219
2023	— Inland Empire	2-0	3.21	9	0	0	4	0	0	14.0	11	5	5	1	0	10	0	20	4	0	.212
	Tri-City	4-3	3.30	27	0	0	11	0	4	43.2	31	18	16	3	3	18	1	39	3	2	.197
<b>MINOR TOTALS</b>		<b>8-3</b>	<b>3.74</b>	<b>48</b>	<b>0</b>	<b>0</b>	<b>16</b>	<b>0</b>	<b>4</b>	<b>74.2</b>	<b>56</b>	<b>34</b>	<b>31</b>	<b>6</b>	<b>4</b>	<b>40</b>	<b>1</b>	<b>73</b>	<b>8</b>	<b>2</b>	<b>.205</b>

# PLAYER DEVELOPMENT

## ORGANIZATIONAL PLAYERS

### DYLAN PHILLIPS

LHP/DH

**AGE:** 24 **BORN:** June 16, 1999 in Omaha, NE  
**BATS & THROWS:** Left  
**HIGH SCHOOL:** Creighton Preparatory School (Omaha, NE)  
**FULL NAME:** Dylan Michael Phillips

**RESIDES:** Omaha, NE **HT.:** 6-0 **WT.:** 220  
**ACQUIRED:** Eighth round of 2022 First-Year Player Draft  
**COLLEGE:** Kansas State University  
**SIGNED BY:** Billy Lipari (Angels)

**Pitching:**

Year	Club	W-L	ERA	G	GS	CG	GF	SHO	SV	IP	H	R	ER	HR	HB	BB	IBB	SO	WP	BK	BAA
2022	— Angels (ACL)	0-1	13.50	2	0	0	0	0	0	1.1	4	2	2	0	0	1	0	2	0	0	.500
	Tri-City	1-1	5.14	4	0	0	0	0	0	7.0	8	4	4	0	0	0	6	0	0	0	.296
2023	— Inland Empire	2-2	3.77	18	0	0	4	0	3	31.0	25	14	13	1	4	11	0	45	3	0	.217
	Tri-City	0-1	6.66	20	0	0	7	0	0	24.1	26	20	18	0	4	9	0	31	5	0	.274
	Rocket City	0-0	1.59	4	0	0	2	0	0	5.2	3	6	1	0	2	6	1	6	0	0	.150
<b>MINOR TOTALS</b>	<b>3-5</b>	<b>4.93</b>	<b>48</b>	<b>0</b>	<b>0</b>	<b>13</b>	<b>0</b>	<b>3</b>	<b>69.1</b>	<b>66</b>	<b>46</b>	<b>38</b>	<b>1</b>	<b>10</b>	<b>27</b>	<b>1</b>	<b>90</b>	<b>8</b>	<b>0</b>	<b>.249</b>	

**Batting:**

Year	Club	AVG	G	AB	R	H	2B	3B	HR	RBI	SH	SF	HBP	BB	IBB	SO	SB	CS	GDP	SLG	OBP	E
2022	— Angels (ACL)	.241	11	29	4	7	2	1	0	4	0	2	0	4	0	0	0	0	0	.379	.314	0
	Tri-City	.333	10	18	6	6	3	0	0	3	0	0	1	5	0	6	1	0	.500	.500	0	
2023	— Inland Empire	.195	31	41	3	8	0	0	1	3	0	0	0	6	0	14	0	0	.268	.298	1	
	Tri-City																					1
	Rocket City																					0
<b>MINOR TOTALS</b>	<b>.239</b>	<b>72</b>	<b>88</b>	<b>13</b>	<b>21</b>	<b>5</b>	<b>1</b>	<b>1</b>	<b>10</b>	<b>0</b>	<b>2</b>	<b>1</b>	<b>15</b>	<b>0</b>	<b>29</b>	<b>1</b>	<b>0</b>	<b>0</b>	<b>.352</b>	<b>.349</b>	<b>2</b>	

### ADRIAN PLACENCIA

INF

**AGE:** 20 **BORN:** June 2, 2003 in Los Alcarizos, DR  
**BATS & THROWS:** Right  
**HIGH SCHOOL:** —  
**FULL NAME:** Adrian Placencia Feliz

**RESIDES:** Santiago, DR **HT.:** 5-11 **WT.:** 170  
**ACQUIRED:** Signed as international free agent, July 2, 2019  
**COLLEGE:** —  
**SIGNED BY:** Jochy Cabrera & Rusbell Cabrera (Angels)

Year	Club	AVG	G	AB	R	H	2B	3B	HR	RBI	SH	SF	HBP	BB	IBB	SO	SB	CS	GDP	SLG	OBP	E
2020	—																					
2021	— Angels (ACL)	.175	43	143	29	25	3	3	5	19	0	0	4	28	0	49	4	2	3	.343	.326	11
	Inland Empire	.254	104	382	83	97	23	2	13	64	0	2	8	76	0	142	21	8	4	.427	.387	16
2023	— Tri-City	.218	109	390	59	85	15	2	9	46	3	3	2	82	0	133	24	11	3	.336	.354	13
	Rocket City	.170	14	53	5	9	0	0	1	4	1	1	4	0	24	0	0	0	.226	.237	5	
<b>MINOR TOTALS</b>	<b>.223</b>	<b>270</b>	<b>968</b>	<b>176</b>	<b>216</b>	<b>41</b>	<b>7</b>	<b>28</b>	<b>133</b>	<b>4</b>	<b>6</b>	<b>15</b>	<b>190</b>	<b>0</b>	<b>348</b>	<b>49</b>	<b>21</b>	<b>10</b>	<b>.367</b>	<b>.357</b>	<b>45</b>	

### JESUS POLINE

RHP

**AGE:** 19 **BORN:** Oct. 22, 2004 in Dajabon, DR  
**BATS & THROWS:** Right  
**HIGH SCHOOL:** —  
**FULL NAME:** Jesus Manuel Poline

**RESIDES:** Dajabon, DR **HT.:** 6-3 **WT.:** 170  
**ACQUIRED:** Signed as international free agent, Apr. 11, 2023  
**COLLEGE:** —  
**SIGNED BY:** Domingo Garcia (Angels)

Year	Club	W-L	ERA	G	GS	CG	GF	SHO	SV	IP	H	R	ER	HR	HB	BB	IBB	SO	WP	BK	BAA
2023	— Angels (DSL)	2-1	2.10	14	0	0	3	0	1	25.2	17	8	6	1	0	16	0	23	1	0	.191
<b>MINOR TOTALS</b>	<b>2-1</b>	<b>2.10</b>	<b>14</b>	<b>0</b>	<b>0</b>	<b>3</b>	<b>0</b>	<b>1</b>	<b>25.2</b>	<b>17</b>	<b>8</b>	<b>6</b>	<b>1</b>	<b>0</b>	<b>16</b>	<b>0</b>	<b>23</b>	<b>1</b>	<b>0</b>	<b>.191</b>	

### MARLON QUINTERO

C

**AGE:** 17 **BORN:** Nov. 27, 2006 in Panama City, Panama  
**BATS & THROWS:** Right  
**HIGH SCHOOL:** —  
**FULL NAME:** Marlon Enrique Quintero

**RESIDES:** Panama City, Panama **HT.:** 5-10 **WT.:** 160  
**ACQUIRED:** Signed as international free agent, Jan. 15, 2024  
**COLLEGE:** —  
**SIGNED BY:** Raul Gonzalez (Angels)

Year	Club	AVG	G	AB	R	H	2B	3B	HR	RBI	SH	SF	HBP	BB	IBB	SO	SB	CS	GDP	SLG	OBP	E

Will make professional debut in 2024

### SANTIAGO QUINTERO

LHP

**AGE:** 18 **BORN:** Apr. 16, 2005 in Barquisimeto, VZ  
**BATS & THROWS:** Left  
**HIGH SCHOOL:** —  
**FULL NAME:** Santiago Quintero

**RESIDES:** Barquisimeto, VZ **HT.:** 6-3 **WT.:** 180  
**ACQUIRED:** Signed as international free agent, Jan. 21, 2022  
**COLLEGE:** —  
**SIGNED BY:** Vicente Lupo (Angels)

Year	Club	W-L	ERA	G	GS	CG	GF	SHO	SV	IP	H	R	ER	HR	HB	BB	IBB	SO	WP	BK	BAA
2022	— Angels (DSL)	2-4	3.89	12	7	0	2	0	2	44.0	39	33	19	2	1	27	0	48	3	0	.245
2023	— Angels (ACL)	1-0	4.94	13	0	0	3	0	0	27.1	24	21	15	2	1	22	0	34	7	0	.224
<b>MINOR TOTALS</b>	<b>3-4</b>	<b>4.29</b>	<b>25</b>	<b>7</b>	<b>0</b>	<b>5</b>	<b>0</b>	<b>2</b>	<b>71.1</b>	<b>63</b>	<b>54</b>	<b>34</b>	<b>4</b>	<b>2</b>	<b>49</b>	<b>0</b>	<b>82</b>	<b>10</b>	<b>0</b>	<b>.237</b>	



# PLAYER DEVELOPMENT

## ORGANIZATIONAL PLAYERS

### ALEXANDER RAMIREZ

OF

**AGE:** 21 **BORN:** Aug. 29, 2002 in San Cristobal, DR  
**BATS & THROWS:** Right  
**HIGH SCHOOL:** —

**RESIDES:** San Cristobal, DR **HT:** 6-2 **WT:** 230  
**ACQUIRED:** Signed as international free agent, Aug. 29, 2018  
**COLLEGE:** —

**FULL NAME:** Alexander Ramirez

**SIGNED BY:** Frank Tejada (Angels)

Year	Club	AVG	G	AB	R	H	2B	3B	HR	RBI	SH	SF	HBP	BB	IBB	SO	SB	CS	GDP	SLG	OBP	E
2019—	Angels (DSL)	.234	39	154	37	36	8	5	4	19	0	1	6	16	0	59	6	0	0	.429	.328	3
2020—	DID NOT PLAY - No Minor League Season																					
2021—	Angels (ACL)	.276	35	127	30	35	7	4	5	27	0	1	4	22	0	50	3	3	3	.512	.396	1
	Inland Empire	.083	19	72	4	6	0	1	0	4	0	0	2	7	0	34	1	1	1	.111	.185	1
2022—	Inland Empire	.229	118	475	67	109	24	5	8	59	0	3	11	31	0	160	21	8	6	.352	.290	5
2023—	Tri-City	.247	114	429	53	106	23	5	4	44	3	3	8	23	0	170	23	7	2	.352	.296	6
<b>MINOR TOTALS</b>		<b>.232</b>	<b>325</b>	<b>1257</b>	<b>191</b>	<b>292</b>	<b>62</b>	<b>20</b>	<b>21</b>	<b>153</b>	<b>3</b>	<b>8</b>	<b>31</b>	<b>99</b>	<b>0</b>	<b>473</b>	<b>54</b>	<b>19</b>	<b>12</b>	<b>.364</b>	<b>.303</b>	<b>16</b>

### RAMON RAMIREZ

OF

**AGE:** 19 **BORN:** Jan. 30, 2005 in Santo Domingo, DR  
**BATS & THROWS:** Left  
**HIGH SCHOOL:** —

**RESIDES:** Azua, DR **HT:** 6-2 **WT:** 195  
**ACQUIRED:** Signed as international free agent, Feb. 23, 2022  
**COLLEGE:** —

**FULL NAME:** Ramon Eulices Ramirez

**SIGNED BY:** Jochy Cabrera (Angels)

Year	Club	AVG	G	AB	R	H	2B	3B	HR	RBI	SH	SF	HBP	BB	IBB	SO	SB	CS	GDP	SLG	OBP	E
2022—	Angels (DSL)	.272	55	158	35	43	14	3	4	38	0	1	2	37	0	48	2	5	3	.475	.414	4
2023—	Angels (ACL)	.256	18	43	6	11	2	2	1	10	0	0	1	4	0	17	1	1	0	.465	.333	0
<b>MINOR TOTALS</b>		<b>.269</b>	<b>73</b>	<b>201</b>	<b>41</b>	<b>54</b>	<b>16</b>	<b>5</b>	<b>5</b>	<b>48</b>	<b>0</b>	<b>1</b>	<b>3</b>	<b>41</b>	<b>0</b>	<b>65</b>	<b>3</b>	<b>6</b>	<b>3</b>	<b>.473</b>	<b>.398</b>	<b>4</b>

### JOE REDFIELD

OF

**AGE:** 22 **BORN:** Oct. 18, 2001 in Waco, TX  
**BATS:** Left **THROWS:** Right  
**HIGH SCHOOL:** Waco Midway HS (Waco, TX)

**RESIDES:** Woodway, TX **HT:** 6-2 **WT:** 200  
**ACQUIRED:** Fourth round of 2023 First-Year Player Draft  
**COLLEGE:** Sam Houston State University

**FULL NAME:** Joseph Edington Redfield

**SIGNED BY:** Brian Gordon (Angels)

Year	Club	AVG	G	AB	R	H	2B	3B	HR	RBI	SH	SF	HBP	BB	IBB	SO	SB	CS	GDP	SLG	OBP	E
2023—	Angels (ACL)	.200	3	10	1	2	1	0	0	1	0	0	1	1	0	1	1	1	0	.300	.333	0
	Tri-City	.255	12	47	8	12	3	1	1	8	0	0	1	5	0	10	2	1	0	.426	.340	0
<b>MINOR TOTALS</b>		<b>.246</b>	<b>15</b>	<b>57</b>	<b>9</b>	<b>14</b>	<b>4</b>	<b>1</b>	<b>1</b>	<b>9</b>	<b>0</b>	<b>0</b>	<b>2</b>	<b>6</b>	<b>0</b>	<b>11</b>	<b>3</b>	<b>2</b>	<b>0</b>	<b>.404</b>	<b>.338</b>	<b>0</b>

### CARTER REES

RHP

**AGE:** 20 **BORN:** July 22, 2003 in Springfield, OH  
**BATS & THROWS:** Right  
**HIGH SCHOOL:** Benjamin Logan HS (Bellefontaine, OH)

**RESIDES:** Rushsylvania, OH **HT:** 6-3 **WT:** 205  
**ACQUIRED:** Signed as non-drafted free agent, Aug. 9, 2023  
**COLLEGE:** Mineral Area College (Park Hills, MO)

**FULL NAME:** Carter William Rees

**SIGNED BY:** Billy Lipari (Angels)

Year	Club	W-L	ERA	G	GS	CG	GF	SHO	SV	IP	H	R	ER	HR	HB	BB	IBB	SO	WP	BK	BAA
Will make professional debut in 2024																					

### YOKELVIN REYES

LHP

**AGE:** 19 **BORN:** Mar. 29, 2004 in San Cristobal, DR  
**BATS & THROWS:** Left  
**HIGH SCHOOL:** —

**RESIDES:** San Cristobal, DR **HT:** 6-1 **WT:** 195  
**ACQUIRED:** Signed as international free agent, Apr. 15, 2021  
**COLLEGE:** —

**FULL NAME:** Yokelvin Reyes

**SIGNED BY:** Rusbell Cabrera (Angels)

Year	Club	W-L	ERA	G	GS	CG	GF	SHO	SV	IP	H	R	ER	HR	HB	BB	IBB	SO	WP	BK	BAA
2021—	Angels (DSL)	3-1	3.10	12	1	0	2	0	1	20.1	17	8	7	0	2	17	0	26	4	1	.239
2022—	Angels (DSL)	0-2	10.80	8	0	0	4	0	0	11.2	21	16	14	0	3	6	0	12	3	0	.375
2023—	Angels (DSL)	2-1	4.03	14	0	0	3	0	0	22.1	18	11	10	1	4	10	0	29	5	2	.214
<b>MINOR TOTALS</b>		<b>5-4</b>	<b>5.13</b>	<b>34</b>	<b>1</b>	<b>0</b>	<b>9</b>	<b>0</b>	<b>1</b>	<b>54.1</b>	<b>56</b>	<b>35</b>	<b>31</b>	<b>1</b>	<b>9</b>	<b>33</b>	<b>0</b>	<b>67</b>	<b>12</b>	<b>3</b>	<b>.265</b>

# PLAYER DEVELOPMENT

## ORGANIZATIONAL PLAYERS

### ERIK RIVERA

LHP

AGE: 22 BORN: Apr. 2, 2001 in Caguas, PR  
 BATS & THROWS: Left  
 HIGH SCHOOL: Puerto Rico Baseball Academy (Gurabo)  
 FULL NAME: Erik Manuelle Rivera  
 Pitching:

RESIDES: Caguas, PR HT: 6-2 WT: 200  
 ACQUIRED: Fourth round of 2019 First-Year Player Draft  
 COLLEGE: —  
 SIGNED BY: Ralph Reyes (Angels)

Year	Club	W-L	ERA	G	GS	CG	GF	SHO	SV	IP	H	R	ER	HR	HB	BB	SO	WP	BK	BAA	
2019—																					
2020—																					
2021—	Inland Empire	0-0	0.00	1	1	0	0	0	0	3.1	1	0	0	0	1	1	0	6	0	0	.091
2022—																					
2023—	Angels (ACL)	0-1	6.75	5	4	0	0	0	0	6.2	3	5	5	0	1	13	0	11	4	0	.136
	Tri-City	0-0	0.00	2	2	0	0	0	0	4.1	4	0	0	0	0	2	0	5	0	0	.267
<b>MINOR TOTALS</b>		<b>0-1</b>	<b>3.14</b>	<b>8</b>	<b>7</b>	<b>0</b>	<b>0</b>	<b>0</b>	<b>0</b>	<b>14.1</b>	<b>8</b>	<b>5</b>	<b>5</b>	<b>0</b>	<b>2</b>	<b>16</b>	<b>0</b>	<b>22</b>	<b>4</b>	<b>0</b>	<b>.167</b>

### ELIEZER RIVERO

C

AGE: 18 BORN: Mar. 29, 2005 in Valencia, VZ  
 BATS & THROWS: Right  
 HIGH SCHOOL: —  
 FULL NAME: Eliezer Jose Rivero

RESIDES: Valencia, VZ HT: 6-0 WT: 180  
 ACQUIRED: Signed as international free agent, Jan. 15, 2022  
 COLLEGE: —  
 SIGNED BY: Marlon Urdaneta & Joel Chicarelli (Angels)

Year	Club	AVG	G	AB	R	H	2B	3B	HR	RBI	SH	SF	HBP	BB	IBB	SO	SB	CS	GDP	SLG	OBP	E
2022—	Angels (DSL)	.284	23	67	13	19	3	0	0	5	1	0	3	5	0	12	2	2	3	.328	.360	1
2023—	Angels (ACL)	.244	14	45	8	11	2	0	0	6	0	1	2	4	0	15	2	0	2	.289	.327	2
<b>MINOR TOTALS</b>		<b>.268</b>	<b>37</b>	<b>112</b>	<b>21</b>	<b>30</b>	<b>5</b>	<b>0</b>	<b>0</b>	<b>11</b>	<b>1</b>	<b>1</b>	<b>5</b>	<b>9</b>	<b>0</b>	<b>27</b>	<b>4</b>	<b>2</b>	<b>5</b>	<b>.313</b>	<b>.346</b>	<b>3</b>

### LUIS RODRIGUEZ

INF

AGE: 19 BORN: Dec. 22, 2004 in Valencia, VZ  
 BATS & THROWS: Right  
 HIGH SCHOOL: —  
 FULL NAME: Luis Eduardo Rodriguez

RESIDES: Valencia, VZ HT: 6-1 WT: 175  
 ACQUIRED: Signed as international free agent, Jan. 15, 2022  
 COLLEGE: —  
 SIGNED BY: Marlon Urdaneta & Joel Chicarelli (Angels)

Year	Club	AVG	G	AB	R	H	2B	3B	HR	RBI	SH	SF	HBP	BB	IBB	SO	SB	CS	GDP	SLG	OBP	E
2023—	Angels (ACL)	.260	29	73	20	19	5	1	2	13	4	3	2	10	0	21	5	0	2	.438	.352	6
<b>MINOR TOTALS</b>		<b>.260</b>	<b>29</b>	<b>73</b>	<b>20</b>	<b>19</b>	<b>5</b>	<b>1</b>	<b>2</b>	<b>13</b>	<b>4</b>	<b>3</b>	<b>2</b>	<b>10</b>	<b>0</b>	<b>21</b>	<b>5</b>	<b>0</b>	<b>2</b>	<b>.438</b>	<b>.352</b>	<b>6</b>

### RAUDI RODRIGUEZ

OF

AGE: 20 BORN: July 7, 2003 in San Pedro de Macoris, DR  
 BATS & THROWS: Right  
 HIGH SCHOOL: Georgia Premier Academy (Statesboro, GA)  
 FULL NAME: Eric Raudi Rodriguez Alemán

RESIDES: Lawrence, MA HT: 6-0 WT: 190  
 ACQUIRED: 19th round of 2023 First-Year Player Draft  
 COLLEGE: —  
 SIGNED BY: Chris McAlpin (Angels)

Year	Club	AVG	G	AB	R	H	2B	3B	HR	RBI	SH	SF	HBP	BB	IBB	SO	SB	CS	GDP	SLG	OBP	E
2023—	Angels (ACL)	.368	12	38	6	14	1	1	0	1	0	0	0	3	0	7	1	0	1	.447	.415	4
<b>MINOR TOTALS</b>		<b>.368</b>	<b>12</b>	<b>38</b>	<b>6</b>	<b>14</b>	<b>1</b>	<b>1</b>	<b>0</b>	<b>1</b>	<b>0</b>	<b>0</b>	<b>0</b>	<b>3</b>	<b>0</b>	<b>7</b>	<b>1</b>	<b>0</b>	<b>1</b>	<b>.447</b>	<b>.415</b>	<b>4</b>

### VICTOR RODRIGUEZ

INF

AGE: 18 BORN: Jan. 24, 2006 in Mao, DR  
 BATS & THROWS: Right  
 HIGH SCHOOL: —  
 FULL NAME: Victor Jose Rodriguez

RESIDES: Mao, DR HT: 5-10 WT: 185  
 ACQUIRED: Signed as international free agent, Jan. 15, 2023  
 COLLEGE: —  
 SIGNED BY: Jochy Cabrera (Angels)

Year	Club	AVG	G	AB	R	H	2B	3B	HR	RBI	SH	SF	HBP	BB	IBB	SO	SB	CS	GDP	SLG	OBP	E
2023—	Angels (DSL)	.224	48	156	27	35	6	4	4	24	0	2	6	11	0	50	11	6	6	.391	.297	15
<b>MINOR TOTALS</b>		<b>.224</b>	<b>48</b>	<b>156</b>	<b>27</b>	<b>35</b>	<b>6</b>	<b>4</b>	<b>4</b>	<b>24</b>	<b>0</b>	<b>2</b>	<b>6</b>	<b>11</b>	<b>0</b>	<b>50</b>	<b>11</b>	<b>6</b>	<b>6</b>	<b>.391</b>	<b>.297</b>	<b>15</b>

### JORGE RUIZ

OF

AGE: 19 BORN: June 30, 2004 in Valencia, VZ  
 BATS & THROWS: Left  
 HIGH SCHOOL: —  
 FULL NAME: Jorge Alejandro Ruiz

RESIDES: San Cristobal, DR HT: 5-10 WT: 165  
 ACQUIRED: Signed as international free agent, May 12, 2021  
 COLLEGE: —  
 SIGNED BY: Felix Feliz (Angels)

Year	Club	AVG	G	AB	R	H	2B	3B	HR	RBI	SH	SF	HBP	BB	IBB	SO	SB	CS	GDP	SLG	OBP	E
2021—	Angels (DSL)	.270	53	174	32	47	9	2	1	15	2	3	11	22	0	25	19	6	1	.362	.381	1
2022—	Angels (ACL)	.335	53	203	36	68	12	2	0	23	2	1	4	12	0	20	8	2	2	.414	.382	3
2023—	Inland Empire	.304	73	296	49	90	19	3	3	52	4	4	10	28	1	54	13	4	5	.419	.379	3
<b>MINOR TOTALS</b>		<b>.305</b>	<b>179</b>	<b>673</b>	<b>117</b>	<b>205</b>	<b>40</b>	<b>7</b>	<b>4</b>	<b>90</b>	<b>8</b>	<b>8</b>	<b>25</b>	<b>62</b>	<b>1</b>	<b>99</b>	<b>40</b>	<b>12</b>	<b>8</b>	<b>.403</b>	<b>.380</b>	<b>7</b>

PLAYER DEVELOPMENT

# PLAYER DEVELOPMENT ORGANIZATIONAL PLAYERS

## ANDRE SANCHEZ

RHP

AGE: 21 BORN: Feb. 5, 2003 in Cordoba, Mexico

RESIDES: Cordoba, Mexico

HT.: 5-10 WT.: 140

BATS & THROWS: Right

ACQUIRED: Signed as international free agent, May 19, 2022

HIGH SCHOOL: —

COLLEGE: —

FULL NAME: Andre Omar Sanchez

SIGNED BY: Cosme Valle (Angels)

Year	Club	W-L	ERA	G	GS	CG	GF	SHO	SV	IP	H	R	ER	HR	HB	BB	IBB	SO	WP	BK	BAA
2022	— Angels (DSL)	5-2	5.11	13	2	0	5	0	1	44.0	33	27	25	2	6	23	0	47	6	0	.208
2023	— Angels (ACL)	2-2	8.03	11	2	0	4	0	1	24.2	31	23	22	3	1	8	0	22	3	0	.307
	Tri-City	0-0	7.20	4	0	0	0	0	0	10.0	11	9	8	3	1	5	0	14	2	1	.262
<b>MINOR TOTALS</b>		<b>7-4</b>	<b>6.29</b>	<b>28</b>	<b>4</b>	<b>0</b>	<b>9</b>	<b>0</b>	<b>2</b>	<b>78.2</b>	<b>75</b>	<b>59</b>	<b>55</b>	<b>8</b>	<b>8</b>	<b>36</b>	<b>0</b>	<b>83</b>	<b>11</b>	<b>1</b>	<b>.248</b>

## JADIEL SANCHEZ

OF

AGE: 22 BORN: May 10, 2001 in Arroyo, PR

RESIDES: Arroyo, PR

HT.: 6-2 WT.: 185

BATS: Switch THROWS: Right

ACQUIRED: From Philadelphia with OF Mickey Moniak in exchange for RHP Noah Syndergaard, Aug. 2, 2022

HIGH SCHOOL: Escuela Natividad Rodriguez Gonzalez (Arroyo, PR)

COLLEGE: —

FULL NAME: Jadiel Alexis Sanchez

SIGNED BY: Luis Raffan (Phillies)

Year	Club	AVG	G	AB	R	H	2B	3B	HR	RBI	SH	SF	HBP	BB	IBB	SO	SB	CS	GDP	SLG	OBP	E
2019	— Phillies West (GCL)	.167	10	36	3	6	0	0	1	4	0	0	0	2	0	9	0	1	0	.250	.211	0
2020	DID NOT PLAY - No Minor League Season																					
2021	— Phillies (FCL)	.217	7	23	2	5	0	0	0	4	0	1	0	3	0	5	1	0	0	.217	.296	0
	Clearwater	.297	21	74	13	22	3	1	2	6	0	0	1	8	0	14	0	2	2	.446	.373	0
2022	— Clearwater	.236	38	140	13	33	5	2	6	19	0	3	1	10	0	27	2	2	1	.429	.286	3
	Phillies (FCL)	.500	1	2	0	1	1	0	0	0	0	0	0	0	0	0	0	0	0	1.000	.500	0
	Inland Empire	.309	15	55	7	17	3	1	0	6	0	1	3	4	0	11	0	1	0	.400	.381	1
2023	— Inland Empire	.297	105	381	59	113	15	10	11	66	1	7	7	47	0	64	7	4	4	.475	.378	6
<b>MINOR TOTALS</b>		<b>.277</b>	<b>197</b>	<b>711</b>	<b>97</b>	<b>197</b>	<b>27</b>	<b>14</b>	<b>20</b>	<b>105</b>	<b>1</b>	<b>12</b>	<b>12</b>	<b>74</b>	<b>0</b>	<b>130</b>	<b>10</b>	<b>10</b>	<b>7</b>	<b>.439</b>	<b>.350</b>	<b>16</b>

## WILL SANDY

LHP

AGE: 24 BORN: Sept. 17, 1999 in Raleigh, NC

RESIDES: Raleigh, NC

HT.: 6-4 WT.: 210

BATS & THROWS: Left

ACQUIRED: Signed as non-drafted free agent, Aug. 10, 2023

HIGH SCHOOL: Leesville Road HS (Raleigh, NC)

COLLEGE: University of North Carolina at Chapel Hill

FULL NAME: William Maurice Sandy

SIGNED BY: Nick Gorneault (Angels)

Year	Club	W-L	ERA	G	GS	CG	GF	SHO	SV	IP	H	R	ER	HR	HB	BB	IBB	SO	WP	BK	BAA
2023	— Angels (ACL)	1-0	1.29	3	0	0	1	0	0	7.0	3	1	1	1	0	1	0	13	0	0	.125
	Tri-City	0-1	15.00	2	0	0	1	0	1	6.0	11	10	10	1	1	5	0	6	0	0	.393
<b>MINOR TOTALS</b>		<b>1-1</b>	<b>7.62</b>	<b>5</b>	<b>0</b>	<b>0</b>	<b>2</b>	<b>0</b>	<b>1</b>	<b>13.0</b>	<b>14</b>	<b>11</b>	<b>11</b>	<b>2</b>	<b>1</b>	<b>6</b>	<b>0</b>	<b>19</b>	<b>0</b>	<b>0</b>	<b>.269</b>

## NATANAEL SANTANA

OF

AGE: 22 BORN: July 27, 2001 in Maimon, DR

RESIDES: Higuey, DR

HT.: 6-3 WT.: 190

BATS & THROWS: Right

ACQUIRED: Signed as international free agent, Apr. 1, 2019

HIGH SCHOOL: —

COLLEGE: —

FULL NAME: Natanael Santana Louis

SIGNED BY: Giovanni Hernandez, Aneudi Mercado & Jochy Cabrera (Angels)

Year	Club	AVG	G	AB	R	H	2B	3B	HR	RBI	SH	SF	HBP	BB	IBB	SO	SB	CS	GDP	SLG	OBP	E
2019	— Angels (DSL)	.258	54	182	34	47	5	1	5	27	0	2	10	34	0	66	12	4	0	.379	.399	4
2020	DID NOT PLAY - No Minor League Season																					
2021	— Angels (ACL)	.239	48	163	30	39	8	2	2	14	0	1	7	11	0	70	13	2	0	.350	.313	3
2022	INJURED — DID NOT PLAY																					
2023	— Inland Empire	.059	6	17	0	1	0	0	0	0	0	0	0	1	0	12	0	0	0	.059	.111	0
	Angels (ACL)	.239	32	92	18	22	2	2	2	11	0	0	5	14	0	38	5	1	0	.370	.369	2
<b>MINOR TOTALS</b>		<b>.240</b>	<b>140</b>	<b>454</b>	<b>82</b>	<b>109</b>	<b>15</b>	<b>5</b>	<b>9</b>	<b>52</b>	<b>0</b>	<b>3</b>	<b>22</b>	<b>60</b>	<b>0</b>	<b>186</b>	<b>30</b>	<b>7</b>	<b>0</b>	<b>.355</b>	<b>.354</b>	<b>9</b>

## ANTHONY SCULL

OF

AGE: 20 BORN: Jan. 26, 2004 in La Habana, CU

RESIDES: Dominican Republic

HT.: 6-0 WT.: 165

BATS & THROWS: Left

ACQUIRED: Signed as international free agent, Sept. 6, 2021

HIGH SCHOOL: —

COLLEGE: —

FULL NAME: Anthony Bruno Scull

SIGNED BY: Rusbell Cabrera (Angels)

Year	Club	AVG	G	AB	R	H	2B	3B	HR	RBI	SH	SF	HBP	BB	IBB	SO	SB	CS	GDP	SLG	OBP	E
2021	— Angels (DSL)	.115	10	26	6	3	0	1	0	7	0	2	2	3	0	11	3	0	0	.192	.242	1
2022	— Angels (DSL)	.000	1	1	0	0	0	0	0	0	0	0	0	0	0	1	0	0	0	.000	.000	0
	Angels (ACL)	.306	13	36	8	11	0	2	0	6	0	0	0	5	0	11	1	1	0	.417	.390	0
2023	— Angels (ACL)	.300	48	170	31	51	7	5	3	30	0	0	9	12	0	41	10	1	2	.453	.377	1
<b>MINOR TOTALS</b>		<b>.279</b>	<b>72</b>	<b>233</b>	<b>45</b>	<b>65</b>	<b>7</b>	<b>8</b>	<b>3</b>	<b>43</b>	<b>0</b>	<b>2</b>	<b>11</b>	<b>20</b>	<b>0</b>	<b>64</b>	<b>14</b>	<b>2</b>	<b>2</b>	<b>.416</b>	<b>.361</b>	<b>2</b>

# PLAYER DEVELOPMENT

## ORGANIZATIONAL PLAYERS

### DAWRY SEGURA

RHP

AGE: 20 BORN: Aug. 5, 2003 in Moca, DR

RESIDES: Moca, DR

HT.: 6-2 WT.: 140

BATS & THROWS: Right

ACQUIRED: Signed as international free agent, Aug. 5, 2019

HIGH SCHOOL: —

COLLEGE: —

FULL NAME: Dawry Segura Almanzar

SIGNED BY: Jochy Cabrera & Aneudi Mercado (Angels)

Year	Club	W-L	ERA	G	GS	CG	GF	SHO	SV	IP	H	R	ER	HR	HB	BB	IBB	SO	WP	BK	BAA
2020—							DID NOT PLAY - No Minor League Season														
2021—	Angels (DSL)	1-0	2.97	8	5	0	2	0	0	30.1	29	10	10	3	2	3	0	24	5	1	.250
2022—	Angels (ACL)	0-0	9.35	7	0	0	2	0	0	8.2	18	9	9	1	0	2	0	7	1	0	.429
2023—	Angels (ACL)	3-3	4.69	11	6	0	2	0	0	48.0	56	35	25	6	1	12	0	29	5	0	.290
MINOR TOTALS		4-3	4.55	26	11	0	5	0	0	87.0	103	54	44	10	3	17	0	60	11	1	.293

### CHRISTIAN SEPULVEDA

INF

AGE: 26 BORN: Jan. 5, 1998 in New York, NY

RESIDES: New York, NY

HT.: 6-5 WT.: 220

BATS & THROWS: Right

ACQUIRED: Signed as non-drafted free agent, Apr. 22, 2022

HIGH SCHOOL: HS of Graphic Communication Arts (New York, NY)

COLLEGE: University of Texas Rio Grande Valley (Brownsville, TX)

FULL NAME: Christian Manuel Sepulveda

SIGNED BY: Ross Vecchio (Angels)

Year	Club	AVG	G	AB	R	H	2B	3B	HR	RBI	SH	SF	HBP	BB	IBB	SO	SB	CS	GDP	SLG	OBP	E
2022—	Tri-City	.252	35	123	18	31	13	1	1	17	0	2	5	5	0	31	2	2	5	.398	.304	3
	Angels (ACL)	.283	35	120	25	34	8	3	6	23	0	0	6	11	0	35	7	0	2	.550	.372	7
2023—	Tri-City	.279	11	43	3	12	3	0	2	9	0	0	2	9	0	7	1	0	4	.488	.326	0
	Inland Empire	.228	42	149	26	34	4	3	4	22	0	2	11	11	0	41	13	3	3	.376	.324	7
MINOR TOTALS		.255	125	435	72	111	28	7	13	71	0	4	24	28	0	114	23	5	14	.441	.332	17

### ENDERJER SIFONTES

RHP

AGE: 21 BORN: Nov. 19, 2002 in Barcelona, VZ

RESIDES: Bellflower, CA

HT.: 6-0 WT.: 135

BATS & THROWS: Right

ACQUIRED: Signed as international free agent, July 2, 2019

HIGH SCHOOL: —

COLLEGE: —

FULL NAME: Enderjer Jose Sifontes Diaz

SIGNED BY: Edner Gonzalez (Angels)

Year	Club	W-L	ERA	G	GS	CG	GF	SHO	SV	IP	H	R	ER	HR	HB	BB	IBB	SO	WP	BK	BAA
2020—							DID NOT PLAY - No Minor League Season														
2021—	Angels (DSL)	0-1	5.87	3	3	0	0	0	0	7.2	11	6	5	0	1	2	0	7	0	0	.324
2022—							INJURED — DID NOT PLAY														
2023—	Angels (ACL)	0-0	9.00	5	1	0	1	0	0	6.0	10	8	6	0	1	3	0	3	2	0	.333
MINOR TOTALS		0-1	7.24	8	4	0	1	0	0	13.2	21	14	11	0	2	5	0	10	2	0	.328

### MANUEL SILVA

OF

AGE: 17 BORN: Feb. 22, 2007 in Maturin, VZ

RESIDES: Maturin, VZ

HT.: 6-0 WT.: 160

BATS & THROWS: Left

ACQUIRED: Signed as international free agent, Jan. 15, 2024

HIGH SCHOOL: —

COLLEGE: —

FULL NAME: Manuel Alejandro Silva

SIGNED BY: Melvin Dorta (Angels)

Year	Club	AVG	G	AB	R	H	2B	3B	HR	RBI	SH	SF	HBP	BB	IBB	SO	SB	CS	GDP	SLG	OBP	E
Will make professional debut in 2024																						

### JAKE SMITH

RHP

AGE: 24 BORN: Oct. 4, 1999 in Chapel Hill, NC

RESIDES: Chapel Hill, NC

HT.: 6-4 WT.: 190

BATS & THROWS: Right

ACQUIRED: Sixth round of 2021 First-Year Player Draft

HIGH SCHOOL: Chapel Hill HS (NC)

COLLEGE: Chipola Coll. (FL)/State Coll. of Florida/Univ. of Miami (FL)

FULL NAME: Jake Mason Smith

SIGNED BY: Brandon McArthur (Angels)

Year	Club	W-L	ERA	G	GS	CG	GF	SHO	SV	IP	H	R	ER	HR	HB	BB	IBB	SO	WP	BK	BAA
2021—	Tri-City	1-1	5.56	5	3	0	0	0	0	11.1	15	7	7	4	2	3	0	13	0	0	.313
2022—	Tri-City	2-5	3.72	27	7	0	1	0	0	67.2	59	36	28	6	4	30	0	78	4	0	.227
2023—	Tri-City	2-1	10.86	29	0	0	10	0	2	32.1	49	41	39	4	6	28	1	37	4	0	.348
MINOR TOTALS		5-7	5.98	61	10	0	11	0	2	111.1	123	84	74	14	12	61	1	128	8	0	.274



# PLAYER DEVELOPMENT ORGANIZATIONAL PLAYERS

## D.J. SNELTEN

LHP

AGE: 31 BORN: May 29, 1992 in Lake Forest, IL

RESIDES: Lindenhurst, IL

HT.: 6-7 WT.: 245

BATS & THROWS: Left

ACQUIRED: Signed as minor league free agent, Dec. 20, 2023

HIGH SCHOOL: Lakes Community HS (IL)

COLLEGE: University of Minnesota

FULL NAME: Donald Marek Snelten

SIGNED BY: Lou Colletti (Giants)

Year	Club	W-L	ERA	G	GS	CG	GF	SHO	SV	IP	H	R	ER	HR	HB	BB	IBB	SO	WP	BK	BAA
2013	— Giants (AZL)	3-1	1.57	14	6	0	1	0	0	34.1	27	11	6	0	0	13	0	39	3	0	.208
2014	— Augusta	4-1	1.23	20	0	0	8	0	0	29.1	24	4	4	0	0	16	2	32	6	0	.226
	— Salem-Keizer	0-0	6.75	9	0	0	1	0	0	9.1	12	7	7	1	0	4	0	12	3	0	.300
2015	— San Jose	0-5	4.84	8	8	0	0	0	0	35.1	42	25	19	4	2	15	0	31	9	0	.294
	— Augusta	5-6	2.86	15	15	1	0	1	0	85.0	84	29	27	3	1	19	0	95	6	0	.261
2016	— San Jose	4-7	4.11	31	13	1	4	0	1	96.1	114	55	44	2	2	32	0	82	5	1	.302
2017	— Sacramento	4-0	2.42	36	0	0	10	0	0	52.0	38	20	14	4	0	18	1	43	1	1	.197
	— Richmond	4-1	1.66	15	0	0	1	0	0	21.2	19	6	4	0	1	5	0	28	2	0	.226
2018	— Sacramento	1-1	4.08	13	0	0	2	0	0	17.2	14	12	8	0	0	9	0	9	1	3	.203
	— SAN FRANCISCO	0-0	10.38	4	0	0	0	0	0	4.1	9	6	5	2	0	3	0	4	0	0	.391
	— Norfolk	2-2	5.52	22	0	0	6	0	1	29.1	40	24	18	2	0	17	2	30	8	0	.317
2019	— Chicago (Ind.)	7-3	3.12	20	20	0	0	0	0	118.1	99	54	41	6	3	43	1	112	10	1	.218
2020	—									DID NOT PLAY - No Minor League Season											
2021	—									DID NOT PLAY											
2022	—									DID NOT PLAY											
2023	— Scorton/Wiles/Bare	1-3	7.50	30	0	0	10	0	2	36.0	32	34	30	6	3	42	0	48	9	0	.242
	— Chicago (Ind.)	2-3	3.33	14	1	0	2	0	0	24.1	11	12	9	2	3	17	0	40	4	0	-
<b>MAJOR TOTALS</b>		<b>0-0</b>	<b>10.38</b>	<b>4</b>	<b>0</b>	<b>0</b>	<b>0</b>	<b>0</b>	<b>0</b>	<b>4.1</b>	<b>9</b>	<b>6</b>	<b>5</b>	<b>2</b>	<b>0</b>	<b>3</b>	<b>0</b>	<b>4</b>	<b>0</b>	<b>0</b>	<b>.391</b>
<b>IND. TOTALS</b>		<b>9-6</b>	<b>3.15</b>	<b>34</b>	<b>21</b>	<b>0</b>	<b>2</b>	<b>0</b>	<b>0</b>	<b>142.2</b>	<b>110</b>	<b>66</b>	<b>50</b>	<b>8</b>	<b>6</b>	<b>60</b>	<b>1</b>	<b>152</b>	<b>14</b>	<b>1</b>	<b>-</b>
<b>MINOR TOTALS</b>		<b>5-7</b>	<b>5.98</b>	<b>61</b>	<b>10</b>	<b>0</b>	<b>11</b>	<b>0</b>	<b>2</b>	<b>111.1</b>	<b>123</b>	<b>84</b>	<b>74</b>	<b>14</b>	<b>12</b>	<b>61</b>	<b>1</b>	<b>128</b>	<b>8</b>	<b>0</b>	<b>.274</b>

## FABIAN SOTO

RHP

AGE: 18 BORN: September 21, 2005 in Valencia, VZ

RESIDES: Valencia, VZ

HT.: 6-2 WT.: 170

BATS & THROWS: Right

ACQUIRED: Signed as international free agent, June 23, 2023

HIGH SCHOOL: —

COLLEGE: —

FULL NAME: Fabian Soto

SIGNED BY: Joel Chicarelli (Angels)

Year	Club	W-L	ERA	G	GS	CG	GF	SHO	SV	IP	H	R	ER	HR	HB	BB	IBB	SO	WP	BK	BAA
Will make professional debut in 2024																					

## UBALDO SOTO

RHP

AGE: 17 BORN: July 12, 2006 in Sabana Larga, DR

RESIDES: San Jose De Ocoa, DR

HT.: 6-2 WT.: 185

BATS & THROWS: Right

ACQUIRED: Signed as international free agent, Jan. 15, 2023

HIGH SCHOOL: —

COLLEGE: —

FULL NAME: Ubaldo Nayib Soto

SIGNED BY: Frank Tejada (Angels)

Year	Club	W-L	ERA	G	GS	CG	GF	SHO	SV	IP	H	R	ER	HR	HB	BB	IBB	SO	WP	BK	BAA
2023	— Angels (DSL)	4-1	1.64	11	6	2	2	2	2	44.0	32	15	8	1	3	23	0	42	1	2	.204
<b>MINOR TOTALS</b>		<b>4-1</b>	<b>1.64</b>	<b>11</b>	<b>6</b>	<b>2</b>	<b>2</b>	<b>2</b>	<b>2</b>	<b>44.0</b>	<b>32</b>	<b>15</b>	<b>8</b>	<b>1</b>	<b>3</b>	<b>23</b>	<b>0</b>	<b>42</b>	<b>1</b>	<b>2</b>	<b>.204</b>

## JARED SOUTHARD

RHP

AGE: 23 BORN: Oct. 4, 2000 in Austin, TX

RESIDES: Leander, TX

HT.: 6-2 WT.: 220

BATS & THROWS: Right

ACQUIRED: 12th round of 2022 First-Year Player Draft

HIGH SCHOOL: Rouse HS (Leander, TX)

COLLEGE: University of Texas at Austin

FULL NAME: Jared Rhett Southard

SIGNED BY: KJ Hendricks (Angels)

Year	Club	W-L	ERA	G	GS	CG	GF	SHO	SV	IP	H	R	ER	HR	HB	BB	IBB	SO	WP	BK	BAA
2022	— Inland Empire	0-0	12.38	8	0	0	2	0	0	8.0	19	11	11	2	2	8	0	4	1	0	.487
2022	— Inland Empire	1-2	3.45	23	0	0	8	0	2	31.1	23	15	12	1	3	20	0	38	8	1	.204
	— Tri-City	0-4	8.24	15	0	0	10	0	1	19.2	29	18	18	2	1	10	0	24	5	1	.333
<b>MINOR TOTALS</b>		<b>1-6</b>	<b>6.25</b>	<b>46</b>	<b>0</b>	<b>0</b>	<b>20</b>	<b>0</b>	<b>3</b>	<b>59.0</b>	<b>71</b>	<b>44</b>	<b>41</b>	<b>5</b>	<b>6</b>	<b>38</b>	<b>0</b>	<b>66</b>	<b>14</b>	<b>2</b>	<b>.297</b>

## JOE STEWART

OF

AGE: 25 BORN: May 6, 1998 in Kalamazoo, MI

RESIDES: Portage, MI

HT.: 6-4 WT.: 205

BATS & THROWS: Right

ACQUIRED: Ninth round of 2022 First-Year Player Draft

HIGH SCHOOL: Portage Central HS (Portage, MI)

COLLEGE: Michigan State University, University of Michigan

FULL NAME: Joseph James Stewart

SIGNED BY: Ross Vecchio (Angels)

Year	Club	AVG	G	AB	R	H	2B	3B	HR	RBI	SH	SF	HBP	BB	IBB	SO	SB	CS	GDP	SLG	OBP	E
2022	— Tri-City	.232	33	125	11	29	6	1	1	17	0	1	3	10	0	43	7	1	4	.320	.302	1
2023	— Tri-City	.244	119	471	57	115	17	5	4	38	0	2	8	37	0	134	42	8	5	.327	.309	3
<b>MINOR TOTALS</b>		<b>.242</b>	<b>152</b>	<b>596</b>	<b>68</b>	<b>144</b>	<b>23</b>	<b>6</b>	<b>5</b>	<b>55</b>	<b>0</b>	<b>3</b>	<b>11</b>	<b>47</b>	<b>0</b>	<b>177</b>	<b>49</b>	<b>9</b>	<b>9</b>	<b>.326</b>	<b>.307</b>	<b>4</b>

# PLAYER DEVELOPMENT

## ORGANIZATIONAL PLAYERS

### WILLIAN SUAREZ

RHP

AGE: 26 BORN: March 21, 1998 in Santo Domingo, DR RESIDES: Azua, DR HT.: 6-3 WT.: 210  
 BATS & THROWS: Right ACQUIRED: From San Francisco in AAA Rule 5 Draft on Dec. 7, 2022  
 HIGH SCHOOL: — COLLEGE: —  
 FULL NAME: Willian Fernando Suarez SIGNED BY: Jonathan Bautista (Giants)

Year	Club	W-L	ERA	G	GS	CG	GF	SHO	SV	IP	H	R	ER	HR	HB	BB	IBB	SO	WP	BK	BAA
2016	—	0-0	3.38	4	0	0	0	0	0	5.1	7	3	2	0	2	4	0	3	4	0	.304
2017	—	0-0	13.50	4	0	0	0	0	0	2.0	7	5	3	0	2	1	0	4	0	0	.538
2018	—	3-3	5.02	17	0	0	6	0	0	28.2	21	18	16	4	6	15	0	26	7	0	.204
2019	—	2-2	6.68	22	1	0	11	0	2	33.2	42	30	25	1	5	23	1	39	15	0	.304
2020	—	DID NOT PLAY - No Minor League Season																			
2021	—	Giants Or. (ACL)4-1	4.40	15	0	0	4	0	2	28.2	26	18	14	3	4	19	1	39	7	1	.245
2022	—	Giants Bl. (ACL)2-0	3.60	14	0	0	6	0	1	30.0	23	14	12	4	1	12	0	56	10	1	.205
		San Jose	1-1	4.76	12	0	0	2	0	17.0	13	9	9	1	3	12	0	35	3	0	.200
2023	—	Tri-City	3-3	3.60	37	0	12	0	1	50.0	35	25	20	7	2	38	1	55	9	2	.200
		Rocket City	0-0	7.71	3	0	0	1	0	2.1	4	2	2	1	1	2	0	2	3	0	.333
MINOR TOTALS		15-10	4.69	128	1	0	42	0	7	197.2	178	124	103	21	26	126	3	259	58	4	.238

### BRYCE TEODOSIO

OF

AGE: 24 BORN: June 18, 1999 in Greenville, SC RESIDES: Simpsonville, SC HT.: 6-3 WT.: 220  
 BATS & THROWS: Left ACQUIRED: Signed as non-drafted free agent, July 29, 2021  
 HIGH SCHOOL: Mauldin HS (Mauldin, SC) COLLEGE: Clemson University (Clemson, SC)  
 FULL NAME: Bryce Thomas Teodosio SIGNED BY: Chris McAlpin (Angels)

Year	Club	AVG	G	AB	R	H	2B	3B	HR	RBI	SH	SF	HBP	BB	IBB	SO	SB	CS	GDP	SLG	OBP	E	
2021	—	Angels (ACL)	.240	8	25	5	6	0	1	2	7	0	0	0	8	0	8	1	0	0	.560	.424	0
		Inland Empire	.279	17	68	9	19	8	0	1	8	0	0	0	5	0	28	4	3	2	.441	.329	1
2022	—	Rocket City	.192	112	369	48	71	10	0	14	41	1	11	43	0	166	28	5	3	.333	.295	3	
2023	—	Rocket City	.212	118	368	53	78	15	1	7	39	1	3	11	36	0	141	16	8	1	.315	.299	4
MINOR TOTALS		.210	255	830	115	174	33	2	24	95	2	4	22	92	0	343	49	16	6	.341	.304	8	

### FRANCIS TEXIDO

LHP

AGE: 18 BORN: Apr. 1, 2005 in Havana, CU RESIDES: Santo Domingo, DR HT.: 6-2 WT.: 180  
 BATS & THROWS: Left ACQUIRED: Signed as international free agent, Mar. 3, 2023  
 HIGH SCHOOL: — COLLEGE: —  
 FULL NAME: Francis Eduardo Texido SIGNED BY: Frank Tejada (Angels)

Year	Club	W-L	ERA	G	GS	CG	GF	SHO	SV	IP	H	R	ER	HR	HB	BB	IBB	SO	WP	BK	BAA
2023	—	Angels (DSL)	6-1	2.31	12	12	0	0	0	50.2	36	16	13	3	10	12	0	61	1	0	.200
MINOR TOTALS		6-1	2.31	12	12	0	0	0	0	50.2	36	16	13	3	10	12	0	61	1	0	.200

### TYLER THOMAS

LHP

AGE: 28 BORN: Dec. 22, 1995 in San Diego, CA RESIDES: San Diego, CA HT.: 6-1 WT.: 175  
 BATS & THROWS: Right ACQUIRED: From Atlanta with OF Evan White in exchange for C Max Stassi and INF David Fletcher, Dec. 8, 2023  
 HIGH SCHOOL: Mira Mesa HS (San Diego, CA) COLLEGE: Fresno State University (Fresno, CA)  
 FULL NAME: Ricky Tyler Thomas SIGNED BY: Gabe Zappin (Cubs)

Year	Club	W-L	ERA	G	GS	CG	GF	SHO	SV	IP	H	R	ER	HR	HB	BB	IBB	SO	WP	BK	BAA	
2017	—	Eugene	1-0	2.33	11	0	0	1	0	0	19.1	15	5	5	1	1	13	0	24	4	0	.227
2018	—	South Bend	3-5	2.88	15	14	0	1	0	1	75.0	58	31	24	5	4	14	0	81	7	2	.210
		Hickory	0-2	4.15	3	3	0	0	0	0	13.0	8	6	6	2	0	4	0	14	1	0	.170
		Down East	0-2	2.65	4	3	0	1	0	1	17.0	11	5	5	0	0	8	0	13	2	0	.186
2019	—	Down East	0-2	5.19	2	2	0	0	0	0	8.2	10	5	5	1	0	5	0	7	0	0	.323
2020	—	DID NOT PLAY - No Minor League Season																				
2021	—	Hickory	0-1	2.08	5	0	0	1	0	0	13.0	9	5	3	0	1	3	0	19	0	1	.180
		Frisco	3-2	4.17	26	0	0	4	0	1	41.0	39	19	19	5	3	17	0	51	3	0	.250
		Round Rock	0-0	3.60	2	0	0	0	0	0	5.0	5	2	2	0	1	2	0	1	0	0	.278
2022	—	Round Rock	1-0	3.00	1	0	0	0	0	0	3.0	2	1	1	1	0	1	0	2	0	0	.182
		Frisco	1-1	6.37	26	0	0	3	0	0	41.0	37	31	29	8	8	26	0	51	2	2	.240
2023	—	Gastonia (Ind.)2-1	0.90	15	0	0	3	0	1	20.0	14	3	2	2	1	6	0	34	1	0	-	
		Binghamton	1-0	0.79	15	0	0	6	0	4	22.2	11	2	2	0	1	5	0	30	0	0	.147
		Syracuse	1-0	6.75	9	0	0	2	0	0	12.0	18	9	9	1	2	8	0	11	2	0	.360
MINOR TOTALS		11-15	3.66	119	22	0	19	0	7	270.2	223	121	110	24	21	106	0	304	21	5	.225	

# PLAYER DEVELOPMENT ORGANIZATIONAL PLAYERS

## BENNY THOMPSON

LHP

AGE: 22 BORN: Jan. 17, 2002 in South Bend, IN

RESIDES: South Bend, IN

HT.: 6-0 WT.: 220

BATS & THROWS: Right

ACQUIRED: Signed as non-drafted free agent, July 17, 2023

HIGH SCHOOL: John Adams HS (South Bend, IN)

COLLEGE: John A. Logan College (Carterville, IL), Troy University (Troy, AL)

FULL NAME: Benjamin Preston Thompson

SIGNED BY: Joel Murrie (Angels)

Year	Club	W-L	ERA	G	GS	CG	GF	SHO	SV	IP	H	R	ER	HR	HB	BB	IBB	SO	WP	BK	BAA
2023	— Angels (ACL)	0-0	6.75	4	0	0	2	0	0	4.0	0	3	3	0	1	5	0	8	0	0	.000
	Tri-City	1-1	5.00	5	0	0	3	0	1	9.0	3	6	5	1	0	8	0	13	0	0	.125
<b>MINOR TOTALS</b>		<b>1-1</b>	<b>5.54</b>	<b>9</b>	<b>0</b>	<b>0</b>	<b>5</b>	<b>0</b>	<b>1</b>	<b>13.0</b>	<b>3</b>	<b>9</b>	<b>8</b>	<b>1</b>	<b>1</b>	<b>13</b>	<b>0</b>	<b>21</b>	<b>0</b>	<b>0</b>	<b>.083</b>

## HUMBERTO TIBERI

C

AGE: 17 BORN: Dec. 22, 2006 in Maracaibo, VZ

RESIDES: Maracaibo, VZ

HT.: 6-1 WT.: 190

BATS & THROWS: Right

ACQUIRED: Signed as international free agent, Jan. 15, 2024

HIGH SCHOOL: —

COLLEGE: —

FULL NAME: Humberto De Jesus Tiberi

SIGNED BY: Vicente Lupo (Angels)

Year	Club	AVG	G	AB	R	H	2B	3B	HR	RBI	SH	SF	HB	BB	IBB	SO	SB	CS	GDP	SLG	OBP	E
Will make professional debut in 2024																						

## LEUDY TIRADO

LHP

AGE: 18 BORN: Sept. 27, 2005 in Payita, DR

RESIDES: Payita, DR

HT.: 5-10 WT.: 160

BATS & THROWS: Left

ACQUIRED: Signed as international free agent, May 2, 2023

HIGH SCHOOL: —

COLLEGE: —

FULL NAME: Leudy Andres Tirado

SIGNED BY: Jochy Cabrera (Angels)

Year	Club	W-L	ERA	G	GS	CG	GF	SHO	SV	IP	H	R	ER	HR	HB	BB	IBB	SO	WP	BK	BAA
2023	— Angels (DSL)	1-0	2.89	11	0	0	4	0	1	18.2	11	8	6	0	1	15	0	12	7	1	.172
<b>MINOR TOTALS</b>		<b>1-0</b>	<b>2.89</b>	<b>11</b>	<b>0</b>	<b>0</b>	<b>4</b>	<b>0</b>	<b>1</b>	<b>18.2</b>	<b>11</b>	<b>8</b>	<b>6</b>	<b>0</b>	<b>1</b>	<b>15</b>	<b>0</b>	<b>12</b>	<b>7</b>	<b>1</b>	<b>.172</b>

## ERIC TORRES

LHP

AGE: 24 BORN: Sept. 22, 1999 in Milwaukee, WI

RESIDES: Milwaukee, WI

HT.: 6-0 WT.: 195

BATS & THROWS: Left

ACQUIRED: 14th round of 2021 First-Year Player Draft

HIGH SCHOOL: Hamilton HS (Sussex, WI)

COLLEGE: Kansas State University

FULL NAME: Eric Anthony Torres

SIGNED BY: Jayson Durocher (Angels)

Year	Club	W-L	ERA	G	GS	CG	GF	SHO	SV	IP	H	R	ER	HR	HB	BB	IBB	SO	WP	BK	BAA
2021	— Tri-City	0-1	5.40	8	0	0	0	0	0	8.1	7	5	5	1	2	4	0	13	0	0	.219
2022	— Rocket City	2-2	1.59	42	0	0	29	0	22	51.0	25	13	9	3	7	23	0	81	2	0	.143
2023	— Rocket City	0-1	5.14	13	0	0	5	0	1	14.0	9	9	8	1	10	15	1	25	2	0	.188
	Salt Lake	1-2	9.62	26	0	0	6	0	1	33.2	39	39	36	11	7	43	3	42	3	0	.289
<b>MINOR TOTALS</b>		<b>3-6</b>	<b>4.88</b>	<b>89</b>	<b>0</b>	<b>0</b>	<b>40</b>	<b>0</b>	<b>24</b>	<b>107.0</b>	<b>80</b>	<b>66</b>	<b>58</b>	<b>16</b>	<b>26</b>	<b>85</b>	<b>4</b>	<b>161</b>	<b>7</b>	<b>0</b>	<b>.205</b>

## LUIS TORRES

OF

AGE: 20 BORN: Jan. 12, 2004 in Santo Domingo, DR

RESIDES: Santo Domingo, DR

HT.: 6-3 WT.: 210

BATS & THROWS: Right

ACQUIRED: Signed as international free agent, Feb. 7, 2022

HIGH SCHOOL: —

COLLEGE: —

FULL NAME: Luis Torres

SIGNED BY: Frank Tejada (Angels)

Year	Club	AVG	G	AB	R	H	2B	3B	HR	RBI	SH	SF	HBP	BB	IBB	SO	SB	CS	GDP	SLG	OBP	E
2022	— Angels (DSL)	.345	59	203	47	70	20	1	8	41	0	3	6	17	0	35	8	5	3	.571	.406	13
2023	— Angels (ACL)	.361	29	108	21	39	7	3	3	20	0	0	2	13	0	33	0	0	4	.565	.439	7
	Inland Empire	.172	18	64	3	11	2	0	0	7	0	0	0	11	0	24	0	0	5	.203	.293	1
<b>MINOR TOTALS</b>		<b>.320</b>	<b>106</b>	<b>375</b>	<b>71</b>	<b>120</b>	<b>29</b>	<b>4</b>	<b>11</b>	<b>68</b>	<b>0</b>	<b>3</b>	<b>8</b>	<b>41</b>	<b>0</b>	<b>92</b>	<b>8</b>	<b>5</b>	<b>12</b>	<b>.507</b>	<b>.396</b>	<b>21</b>

## CAM TULLAR

LHP

AGE: 23 BORN: June 30, 2000 in Ann Arbor, MI

RESIDES: Brighton, MI

HT.: 6-2 WT.: 215

BATS & THROWS: Left

ACQUIRED: Signed as non-drafted free agent, July 17, 2023

HIGH SCHOOL: Brighton HS (Brighton, MI)

COLLEGE: Mississippi State University, Western Kentucky University

FULL NAME: Cameron Richard Tullar

SIGNED BY: Dennis Moeller (Angels)

Year	Club	W-L	ERA	G	GS	CG	GF	SHO	SV	IP	H	R	ER	HR	HB	BB	IBB	SO	WP	BK	BAA
2023	— Angels (ACL)	1-0	2.08	2	0	0	1	0	1	4.1	4	1	1	0	0	2	0	4	0	0	.267
	Tri-City	0-1	6.00	5	1	0	1	0	0	9.0	7	6	6	0	2	7	0	11	1	0	.219
<b>MINOR TOTALS</b>		<b>1-1</b>	<b>4.73</b>	<b>7</b>	<b>1</b>	<b>0</b>	<b>2</b>	<b>0</b>	<b>1</b>	<b>13.1</b>	<b>11</b>	<b>7</b>	<b>7</b>	<b>0</b>	<b>2</b>	<b>9</b>	<b>0</b>	<b>15</b>	<b>1</b>	<b>0</b>	<b>.234</b>

# PLAYER DEVELOPMENT

## ORGANIZATIONAL PLAYERS

### MARCO VEGA

RHP

AGE: 19 BORN: Oct. 25, 2004 in Las Tablas, Panama

RESIDES: Las Tablas, Panama

HT.: 6-2 WT.: 165

BATS & THROWS: Right

ACQUIRED: Signed as international free agent, Jan. 15, 2022

HIGH SCHOOL: —

COLLEGE: —

FULL NAME: Marco Antonio Vega

SIGNED BY: Raul Gonzalez (Angels)

Year	Club	W-L	ERA	G	GS	CG	GF	SHO	SV	IP	H	R	ER	HR	HB	BB	IBB	SO	WP	BK	BAA
2022—	Angels (DSL)	5-2	2.88	14	0	0	10	0	4	25.0	22	12	8	1	3	5	0	27	3	3	.247
2023—										INJURED — DID NOT PLAY											
<b>MINOR TOTALS</b>		<b>5-2</b>	<b>2.88</b>	<b>14</b>	<b>0</b>	<b>0</b>	<b>10</b>	<b>0</b>	<b>4</b>	<b>25.0</b>	<b>22</b>	<b>12</b>	<b>8</b>	<b>1</b>	<b>3</b>	<b>5</b>	<b>0</b>	<b>27</b>	<b>3</b>	<b>3</b>	<b>.247</b>

### AROL VERA

INF

AGE: 21 BORN: Sept. 12, 2002 in Valencia, VZ

RESIDES: Valencia, VZ

HT.: 6-2 WT.: 213

BATS: Switch THROWS: Right

ACQUIRED: Signed as international free agent, July 2, 2019

HIGH SCHOOL: —

COLLEGE: —

FULL NAME: Arol Josue Vera Perez

SIGNED BY: Andres Garcia & Joel Chicarelli (Angels)

Year	Club	AVG	G	AB	R	H	2B	3B	HR	RBI	SH	SF	HBP	BB	IBB	SO	SB	CS	GDP	SLG	OBP	E
2020—										DID NOT PLAY - No Minor League Season												
2021—	Angels (ACL)	.317	38	145	24	46	16	3	0	17	0	2	5	12	0	39	2	2	3	.469	.384	7
	Inland Empire	.280	19	82	10	23	0	0	0	5	0	0	2	6	0	20	9	2	1	.280	.344	2
2022—	Inland Empire	.207	120	487	71	101	16	4	4	59	1	4	6	53	0	149	19	7	8	.281	.291	16
2023—	Tri-City	.231	116	438	54	101	16	2	3	60	7	8	4	34	0	128	10	5	10	.297	.287	14
	Rocket City	.286	14	56	8	16	1	0	2	8	0	2	1	1	0	10	2	0	3	.411	.300	4
<b>MINOR TOTALS</b>		<b>.238</b>	<b>307</b>	<b>1208</b>	<b>167</b>	<b>287</b>	<b>49</b>	<b>9</b>	<b>9</b>	<b>149</b>	<b>8</b>	<b>16</b>	<b>18</b>	<b>106</b>	<b>0</b>	<b>346</b>	<b>42</b>	<b>16</b>	<b>25</b>	<b>.315</b>	<b>.305</b>	<b>43</b>

### BRAYAN VERGARA

RHP

AGE: 18 BORN: Dec. 21, 2005 in Chitre, Panama

RESIDES: Chitre, Panama

HT.: 6-0 WT.: 145

BATS & THROWS: Right

ACQUIRED: Signed as international free agent, July 28, 2023

HIGH SCHOOL: —

COLLEGE: —

FULL NAME: Brayán Ariel Vergara

SIGNED BY: Raul Gonzalez (Angels)

Year	Club	W-L	ERA	G	GS	CG	GF	SHO	SV	IP	H	R	ER	HR	HB	BB	IBB	SO	WP	BK	BAA
2023—										Will make professional debut in 2024											

### YEREMI VILLAHERMOSA

C

AGE: 21 BORN: Oct. 16, 2002 in Valencia, VZ

RESIDES: Bellflower, CA

HT.: 5-9 WT.: 150

BATS: Switch THROWS: Right

ACQUIRED: Signed as international free agent, July 2, 2019

HIGH SCHOOL: —

COLLEGE: —

FULL NAME: Yeremi Xavier Villahermosa Pina

SIGNED BY: Andres Garcia & Joel Chicarelli (Angels)

Year	Club	AVG	G	AB	R	H	2B	3B	HR	RBI	SH	SF	HBP	BB	IBB	SO	SB	CS	GDP	SLG	OBP	E
2020—										DID NOT PLAY - No Minor League Season												
2021—	Angels (DSL)	.158	32	57	16	9	0	1	0	5	2	0	4	19	0	12	11	2	1	.193	.400	3
2022—	Angels (ACL)	.253	28	79	12	20	2	0	0	12	0	4	1	7	0	25	2	1	1	.278	.308	4
2023—	Inland Empire	.175	16	40	2	7	0	0	0	1	0	0	0	7	0	13	0	2	0	.175	.298	3
	Angels (ACL)	.200	3	5	1	1	0	0	0	1	1	1	0	0	0	1	0	0	0	.200	.167	1
<b>MINOR TOTALS</b>		<b>.204</b>	<b>79</b>	<b>181</b>	<b>31</b>	<b>37</b>	<b>2</b>	<b>1</b>	<b>0</b>	<b>19</b>	<b>3</b>	<b>5</b>	<b>5</b>	<b>33</b>	<b>0</b>	<b>51</b>	<b>13</b>	<b>5</b>	<b>2</b>	<b>.227</b>	<b>.335</b>	<b>11</b>

### AXEL VILLAMAN

OF

AGE: 19 BORN: Jan. 4, 2005 in Caracas, VZ

RESIDES: Caracas, VZ

HT.: 6-0 WT.: 200

BATS: Left THROWS: Right

ACQUIRED: Signed as international free agent, May 26, 2023

HIGH SCHOOL: —

COLLEGE: —

FULL NAME: Axel Jose Villaman

SIGNED BY: Frank Tejada (Angels)

Year	Club	AVG	G	AB	R	H	2B	3B	HR	RBI	SH	SF	HBP	BB	IBB	SO	SB	CS	GDP	SLG	OBP	E
2023—	Angels (DSL)	.205	19	39	7	8	2	0	1	7	0	0	2	6	0	17	1	0	0	.333	.340	1
<b>MINOR TOTALS</b>		<b>.205</b>	<b>19</b>	<b>39</b>	<b>7</b>	<b>8</b>	<b>2</b>	<b>0</b>	<b>1</b>	<b>7</b>	<b>0</b>	<b>0</b>	<b>2</b>	<b>6</b>	<b>0</b>	<b>17</b>	<b>1</b>	<b>0</b>	<b>0</b>	<b>.333</b>	<b>.340</b>	<b>1</b>

### LUIS VILORIA

LHP

AGE: 20 BORN: Sept. 24, 2003 in Puerto Cabello, VZ

RESIDES: Puerto Cabello, VZ

HT.: 5-10 WT.: 150

BATS & THROWS: Left

ACQUIRED: Signed as international free agent, Jan. 15, 2021

HIGH SCHOOL: —

COLLEGE: —

FULL NAME: Luis Alfredo Viloria

SIGNED BY: Andres Garcia, Marlon Urdaneta & Joel Chicarelli (Angels)

Year	Club	W-L	ERA	G	GS	CG	GF	SHO	SV	IP	H	R	ER	HR	HB	BB	IBB	SO	WP	BK	BAA
2021—	Angels (DSL)	6-3	2.97	15	0	0	8	0	2	30.1	23	14	10	1	4	11	1	41	6	0	.209
2022—	Angels (ACL)	1-0	3.14	10	0	0	3	0	1	14.1	12	5	5	1	1	3	0	17	1	0	.226
2023—	Angels (ACL)	1-1	3.06	5	2	0	2	0	0	17.2	14	7	6	1	0	5	0	15	4	0	.212
<b>MINOR TOTALS</b>		<b>8-4</b>	<b>3.03</b>	<b>30</b>	<b>2</b>	<b>0</b>	<b>13</b>	<b>0</b>	<b>3</b>	<b>62.1</b>	<b>49</b>	<b>26</b>	<b>21</b>	<b>3</b>	<b>5</b>	<b>19</b>	<b>1</b>	<b>73</b>	<b>11</b>	<b>0</b>	<b>.214</b>

PLAYER DEVELOPMENT

# PLAYER DEVELOPMENT ORGANIZATIONAL PLAYERS

## ERIC WAGAMAN

INF

AGE: 26 BORN: Aug. 14, 1997 in Mission Viejo, CA

RESIDES: Dallas, TX

HT.: 6-4 WT.: 210

BATS & THROWS: Right

ACQUIRED: From Yankees in AAA Rule 5 Draft, Dec. 6, 2023

HIGH SCHOOL: Aliso Niguel HS (Aliso Viejo, CA)

COLLEGE: Orange Coast College (Costa Mesa, CA)

FULL NAME: Eric Wagaman

SIGNED BY: New York Yankees

Year	Club	AVG	G	AB	R	H	2B	3B	HR	RBI	SH	SF	HBP	BB	IBB	SO	SB	CS	GDP	SLG	OBP	E	
2017	— Pulaski	.264	59	212	23	56	12	0	5	29	0	2	3	19	0	65	3	1	4	.392	.331	10	
2018	— Staten Island	.194	64	222	19	43	14	1	5	18	0	4	2	14	0	73	0	0	3	.333	.244	5	
2019	— Charleston	.234	82	304	22	71	13	0	7	38	0	2	0	26	0	87	4	6	5	.345	.292	7	
	GL Yankees East	.182	4	11	1	2	0	0	0	1	0	0	0	2	0	5	0	0	0	.182	.308	1	
	GL Yankees West	.286	2	7	2	2	1	0	0	2	0	0	0	0	2	0	0	0	0	.429	.286	0	
2020	—	DID NOT PLAY - No Minor League Season																					
2021	— Hudson Valley	.222	47	162	20	36	6	2	3	16	0	2	1	26	0	50	0	1	5	.340	.330	5	
	Tampa	.216	31	102	11	22	8	1	3	18	0	3	0	12	0	29	1	0	3	.402	.291	2	
2022	— Hudson Valley	.233	52	180	18	42	7	0	9	26	0	1	2	25	0	34	2	0	6	.422	.332	2	
	Somerset	.340	17	53	13	18	3	0	4	6	0	0	1	4	1	8	1	0	0	.623	.397	1	
2023	— Somerset	.320	35	122	20	39	7	0	5	16	0	1	1	12	0	27	13	3	5	.500	.382	2	
MINOR TOTALS		.241	393	1375	149	331	71	4	41	170	0	15	10	140	1	380	24	11	31	.388	.312	35	

## LONDON WALLACE

OF

AGE: 22 BORN: Feb. 27, 2002 in Roseville, CA

RESIDES: Roseville, CA

HT.: 6-2 WT.: 170

BATS & THROWS: Switch Right

ACQUIRED: Signed as non-drafted free agent, July 11, 2023

HIGH SCHOOL: Roseville HS (Roseville, CA)

COLLEGE: West Virginia University

FULL NAME: Landon Kenneth Wallace

SIGNED BY: Ross Vecchio (Angels)

Year	Club	AVG	G	AB	R	H	2B	3B	HR	RBI	SH	SF	HBP	BB	IBB	SO	SB	CS	GDP	SLG	OBP	E
2023	— Angels (ACL)	.320	10	25	5	8	2	0	0	2	0	0	4	6	0	9	3	1	0	.400	.514	2
MINOR TOTALS		.320	10	25	5	8	2	0	0	2	0	0	4	6	0	9	3	1	0	.400	.514	2

## JOHN WIMMER

INF

AGE: 19 BORN: Mar. 21, 2005 in Rock Hill, SC

RESIDES: Rock Hill, SC

HT.: 6-1 WT.: 170

BATS & THROWS: Right

ACQUIRED: 11th round of 2023 First-Year Player Draft

HIGH SCHOOL: Rock Hill HS (Rock Hill, SC)

COLLEGE: —

FULL NAME: John McRae Wimmer

SIGNED BY: Chris McAlpin (Angels)

Year	Club	AVG	G	AB	R	H	2B	3B	HR	RBI	SH	SF	HBP	BB	IBB	SO	SB	CS	GDP	SLG	OBP	E
2023	— Angels (ACL)	.161	9	31	4	5	2	0	0	4	0	1	0	2	0	17	0	0	0	.226	.206	3
MINOR TOTALS		.161	9	31	4	5	2	0	0	4	0	1	0	2	0	17	0	0	0	.226	.206	3

## KENYON YOVAN

RHP

AGE: 26 BORN: Dec. 28, 1997 in Beaverton, OR

RESIDES: Beaverton, OR

HT.: 6-2 WT.: 220

BATS & THROWS: Right

ACQUIRED: Signed as non-drafted free agent, July 13, 2021

HIGH SCHOOL: Westview HS (Portland, OR)

COLLEGE: University of Oregon

FULL NAME: Kenyon Jacob Yovan

SIGNED BY: Scott Richardson (Angels)

Pitching:

Year	Club	W-L	ERA	G	GS	CG	GF	SHO	SV	IP	H	R	ER	HR	HB	BB	IBB	SO	WP	BK	BAA
2022	— Angels (ACL)	0-0	0.00	5	0	0	1	0	0	5.0	4	0	0	0	0	1	0	11	0	0	.222
	Inland Empire	1-1	2.35	12	0	0	10	0	4	15.1	7	5	4	0	2	5	1	28	1	0	.137
2023	— Rocket City	3-6	4.86	44	0	0	27	0	10	46.1	39	30	25	8	2	22	1	45	8	1	.227
	Salt Lake	0-1	10.38	7	0	0	2	0	0	8.2	9	10	10	2	1	7	0	11	1	0	.281
MINOR TOTALS		4-8	4.66	68	0	0	40	0	14	75.1	59	45	39	10	5	35	2	95	10	1	.216

Batting:

Year	Club	AVG	G	AB	R	H	2B	3B	HR	RBI	SH	SF	HBP	BB	IBB	SO	SB	CS	GDP	SLG	OBP	E
2021	— Tri-City	.231	33	117	17	27	6	0	5	13	0	0	4	11	0	58	2	0	1	.410	.318	5
2022	— Tri-City	.194	28	93	7	18	5	2	1	10	0	1	0	6	0	38	0	0	1	.323	.240	0
2023	— Rocket City																					1
	Salt Lake																					0
MINOR TOTALS		.214	61	210	24	45	11	2	6	23	0	1	4	17	0	96	2	0	2	.371	.284	6

## MARIO ZABALA

RHP

AGE: 21 BORN: May 8, 2002 in San Juan, PR

RESIDES: San Juan, PR

HT.: 6-0 WT.: 220

BATS & THROWS: Right

ACQUIRED: Signed as non-drafted free agent, July 24, 2023

HIGH SCHOOL: International Baseball Academy (Ceiba, PR)

COLLEGE: Florida International University (Miami, FL)

FULL NAME: Mario Zabala

SIGNED BY: Brandon McArthur (Angels)

Year	Club	W-L	ERA	G	GS	CG	GF	SHO	SV	IP	H	R	ER	HR	HB	BB	IBB	SO	WP	BK	BAA
2023	— Angels (ACL)	0-0	inf	1	0	0	0	0	0	0.0	1	2	2	0	0	3	0	0	0	1	1.000
	Inland Empire	0-0	27.00	1	0	0	0	0	0	0.2	2	2	2	0	0	2	0	0	0	0	.500
MINOR TOTALS		0-0	54.00	2	0	0	0	0	0	0.2	3	4	4	0	0	5	0	0	0	1	.600



396



2023 IN REVIEW





**FRONT ROW (L-R):** Manny Del Campo, Ali Modami, Drew Butera, Bill Hezel, Matt Wise, Benji Gil, Ray Montgomery, Phil Nevin, Bill Haselman, Marcus Thames, Phil Plantier, Damon Mashore, Mike Ashman, Jason Brown, Tim Buss

**SECOND ROW (L-R):** Dr. Craig Milhouse, Rick Smith, Robbie Williams, Marc Ocegueda, Michael Stefanic, Eduardo Escobar, Matt Thaiss, Aaron Loup, Anthony Rendon, Mike Moustakas, Gio Urshela, Chase Silseth, Kyren Paris, Gerardo Reyes, Kolton Ingram, Eric Munson, Matt Biancuzzo, Yoichi Terada, Becci Roehl

**THIRD ROW (L-R):** Aaron Wiedeman, Dr. Carlos Uquillas, Dr. Brian Schulz, Tom Taylor, Matt Tenney, Luis Rengifo, Mickey Moniak, Tyler Anderson, Brandon Drury, Mike Trout, Logan O'Hoppe, Reid Detmers, Griffin Canning, Jaime Barria, Kenny Rosenberg, Guy Gallagher, Jim Greer, Shane Demmitt, Adam Auer, Ryan Dundee

**TOP ROW (L-R):** Brett Crane, Chad Wallach, Jimmy Herget, Trey Cabbage, José Marte, Andrew Wantz, Nolan Schanuel, Shohei Ohtani, Carlos Estévez, C.J. Cron, Patrick Sandoval, José Soriano, Randal Grichuk

**ANGELS OVERALL** The 2023 Angels completed their 62nd MLB campaign (58th in Anaheim) with an 73-89 (.451) mark, in fourth place in the A.L. West (-17.0)...Finished under .500 for an eighth consecutive season, which is the longest streak in franchise history (had seven consecutive losing seasons from 1971-77)...Club was 20-30-2 in 52 series...Halos were 38-43 at home and 35-46 on road...Angels were 22-30 vs. A.L. West, 18-14 vs. A.L. Central, 14-18 vs. A.L. East and 19-27 in Interleague play...Club went on a pair of season-long five-game win streaks from April 30 - May 5 and June 4 - 9...the longest losing streak was seven straight games from Aug. 1 - 7.

**THIS IS THE GREATEST SHO** Shohei Ohtani was a unanimous selection as the 2023 American League MVP...He became the first player all-time to win multiple MVP Awards in unanimous fashion and joined **Mike Trout** as the only Angels to win multiple MVP Awards...Ohtani also won the 2023 Hank Aaron Award and received the Edgar Martinez Outstanding Designated Hitter Award for a third consecutive season.

**SILVER SLUGGER** Shohei Ohtani earned his second career Silver Slugger Award...Became fifth player in Angels history to win multiple Silver Sluggers, joining **Mike Trout** (9), **Vladimir Guerrero** (4), **Troy Glaus** (2) and **Garret Anderson** (2).

**ALL-MLB** Shohei Ohtani was honored with All-MLB First Team selections at both designated hitter and starting pitcher...Ohtani has now compiled four career All-MLB First Team selections (two each at DH and SP) in addition to two Second Team selections (one each at DH and SP).

**ROCKY MOUNTAIN HIGHS** On June 24 at Colorado, the Angels set franchise records with 25 runs scored, 25 RBI and 28 hits in a 25-1 victory over the Rockies...Halos previously had 24 runs and 26 hits on Aug. 25, 1979 at Toronto and had 26 hits on June 20, 1980 at Boston...The 24-run margin of victory also set a Club record (previously 22 in the 24-2 win vs. TOR on Aug. 25, 1979).

**THE BIG INNING** In the 3rd inning of the Angels 25-run performance on June 24 at Colorado, the Angels tied a franchise scoring record for an inning after plating 13 runs...Marked the third instance in Club history; also scored 13 runs in an inning on May 12, 1997 vs. White Sox (7th inn.) & Sept. 14, 1978 at Texas (9th inn.)...Halos also matched a Club record with four HR in an inning (also, 5th inn. on May 28, 2000 at Kansas City), including back-to-back-to-back HR by **Mike Trout**, **Brandon Drury** and **Matt Thaiss** on three straight pitches.

**TURNING THREE** On Aug. 18 vs. Tampa Bay, the Angels turned the seventh triple play in franchise history and first since July 5, 1997 vs. Seattle...The play was the first 6-4-3-2 triple play since Milwaukee did so on April 28, 1971 at Boston...**Nolan Schanuel** became the first player to be part of turning a triple play in his MLB debut since **Sal Fasano** on April 3, 1996 for Kansas City at Baltimore (ELIAS)...The triple play was named MLB Play of the Week for Aug. 14 - 20.

**WOAH, THAT'S WILD** Two of the Angels five walk-off wins in 2023 came on walk-off wild pitches...On May 5 vs. Texas, **Zach Neto** scored in the bottom of the 10th inning for the Halos first walk-off win of the year...On June 26 vs. Chicago (A.L.), **Mike Trout** scored the winning run on a 9th inning wild pitch...Third season in LAA history with multiple walk-off wild pitch wins (also, 1977 & 2015).

# 2023 IN REVIEW

## SHOHEI OHTANI 2023 SEASON IN REVIEW

- 2023 American League Most Valuable Player
- 2023 Edgar Martinez Outstanding Designated Hitter Award (third consecutive season)
- 2023 Hank Aaron Award Winner
- 2023 All-MLB Team: First Team DH & Starting Pitcher
- Won second career A.L. Silver Slugger Award (DH)
- Named 2023 *Baseball America* MLB Player of the Year
  - Joined Mike Trout, Alex Rodriguez and Barry Bonds as only players to win the award multiple times
- Selected to the All-Star Game as both a pitcher and position player for a third consecutive season
  - A.L. leading vote-getter in Phase 1 of fan voting and joined Rod Carew (1979) and Mike Trout (2019) as Angels players to lead the A.L. in fan voting
- Joined Troy Glaus (2000) as only Angels players to finish a season as American League home run leader
- Led A.L. (min. 130 IP) with a .184 (85/463) opponent batting average
- Recorded 10+ pitching wins and 30+ HR for a second consecutive season
  - Babe Ruth (1918) is only other player with 10+ wins and 10+ HR
- Third player in Angels history with multiple 40+ HR seasons, joining Troy Glaus (2000 & 2001) and Mike Trout (2015, 2019 & 2022).
- Made nine pitching starts while also leading the Majors in home runs as a batter
- First player in MLB history with 15+ SB & 40+ HR through his team's first 114 games
- On June 27 vs. White Sox, became first A.L. player to hit multiple home runs and have 10+ pitching strikeouts in the same game since Cleveland's Pedro Ramos on July 31, 1963 (Game 2) vs. Angels
- From June 12-15 at Texas, became the third player since 1901 with 4+ home runs and 7+ walks in a four-game series, joining Detroit's Hank Greenberg (Sept. 18-19, 1940 vs. Philadelphia A's) and Pittsburgh's Ralph Kiner (Aug. 3-5, 1951 vs. Phillies)
- On July 27 at Detroit, became first player ever to pitch a complete game shutout in one game of a doubleheader and hit a home run in the other (hit two homers in the nightcap after tossing a shutout in Game 1)
- Third player all-time to record an extra-base hit, walk and run scored in six straight games (June 12-17)...The only other players to do so are Babe Ruth (7 straight games in 1921) and Barry Bonds (6 straight games in 1997).
- Two-time A.L. Player of the Month (June & July)
- Three-time American League Player of the Week (June 12-18, June 26-July 2 & July 24-30)
- Finished season with the most popular player jersey in MLB based on sales from *MLBShop.com*

### ANGELS AT A GLANCE

Final record .....	73-89
Home record .....	38-43
Road record .....	35-46
Day games .....	27-25
Night games .....	46-64

#### Number of Days...

In First place .....	10
In Second place .....	28
In Third place .....	73
In Fourth place .....	74
In Fifth place .....	1

### WHEN ANGELS...

Scored First .....	45-29
Opponent Scored First .....	28-60
Scored 3 or Fewer Runs .....	16-57
Scored 4 or More Runs .....	57-32
Allowed 3 or Fewer Runs .....	47-16
Allowed 4 or More Runs .....	26-73
Lead after 6 innings .....	56-11
Trail after 6 innings .....	6-69
Tied after 6 innings .....	11-9
Lead after 7 innings .....	58-11
Trail after 7 innings .....	5-70
Tied after 7 innings .....	10-8
Lead after 8 innings .....	62-7
Trail after 8 innings .....	6-76
Tied after 8 innings .....	5-6
Extra innings .....	7-8
Comeback wins/losses .....	39-46
Win/lose in final at-bat .....	14-22
Walk-off wins/losses .....	5-4
Vs. LHSP .....	16-25
Vs. RHSP .....	57-64
Out-hit opponent .....	53-20
Fewer hits than opponent .....	13-64
Opponent has equal hits .....	7-5
Collect 10-or-more hits .....	30-23
Allow 10-or-more hits .....	12-47
Hit a home run .....	62-63
Allow a home run .....	42-71
Commit an error .....	25-47
No errors .....	48-42

### MONTHLY RECORDS

March/April .....	15-14 (14-8 in '22)
May .....	15-13 (13-15 in '22)
June .....	14-13 (10-18 in '22)
July .....	12-11 (6-18 in '22)
Aug. ....	8-19 (14-15 in '22)
Sept./Oct. ....	9-19 (16-15 in '22)

### 2023 SERIES RECORD

20-30-2

## PITCHING COMPARISON

## WITH A.L. RANKING

	2022	2023
ERA	3.77 (6th)	4.64 (12th)
BAA	.230 (4th)	.252 (12th)
WHIP	1.24 (7th)	1.42 (14th)
ERA - SP	3.67 (4th)	4.47 (11th)
ERA - RP	3.90 (11th)	4.88 (12th)
BB	540 (13th)	636 (13th)
SO	1383 (8th)	1445 (7th)

## OFFENSIVE COMPARISON

## WITH A.L. RANKING

	2022	2023
RUNS	623 (13th)	739 (9th)
AVG	.233 (12th)	.245 (8th)
HR	190 (6th)	231 (3rd)
SLG	.390 (8th)	.426 (5th)
OBP	.297 (13th)	.317 (9th)
XBH	431 (11th)	505 (7th)
OPS	.687 (11th)	.743 (7th)

**TEAM BATTING** Angels batted .245 (8th in A.L.) with 739 runs (9th), 1346 hits (8th), 231 home runs (3rd), 505 extra-base hits (7th), 708 RBI (8th) and 72 stolen bases (15th)...Ranked ninth in OBP (.317), fifth in slugging (.426) and seventh in OPS (.743)...Club's .235 home average was 13th in A.L. while .255 road clip ranked 5th...Halo batters struck out 1524 times (3rd most in A.L.) and walked 518 times (seventh)...Club batted .236 (300/1270) with RISP, which was 13th in A.L.

**PITCHING RANKS** Halos pitching staff ranked 12th in A.L. in ERA (4.64), seventh in strikeouts (1445), tied for 11th in innings pitched (1431.2), 12th in batting average against (.252), seventh in relief innings (601.2) and tied for seventh in saves (43)...The staff ranked 13th in fewest walks surrendered (636), 12th in fewest hits allowed (1394), and 13th in fewest home runs allowed (209).

**TEAM FIELDING** Angels fielded .983 as a team, which ranked 11th in the A.L....95 errors were tied for fifth most in the A.L....LAA turned 124 double plays (7th most in A.L.)...Halos had a 19.8% caught stealing rate (T8th in A.L.).

**HELLO, MY NAME IS...** The Angels used 66 different players in 2023, which tied the franchise record from 2022...Additionally, Angels used 39 different pitchers, which is the second most in a season in club history (Club record 40 pitchers were used in 2021).

**GOING GLOBAL** Over the course of the 2023 season, the Angels used players from eight different countries: United States (49 players), Dominican Republic (6), Venezuela (6), Colombia (1), Cuba (1), Japan (1), Mexico (1) and Panama (1).

**LET THE KIDS PLAY** A total of 12 players made their Major League debuts with the Angels during the 2023 season: **Zach Neto**, **Sam Bachman**, **Ben Joyce**, **José Soriano**, **Kolton Ingram**, **Victor Mederos**, **Trey Cabbage**, **Jordyn Adams**, **Nolan Schanuel**, **Kyren Paris**, **Davis Daniel** and **Kelvin Caceres**.

**SCHANUEL'S STREAKS** Nolan Schanuel reached base safely in all 29 of his MLB games, which is the longest streak to start a career in Angels history...The streak is tied for the third-longest all-time to begin a career, behind **Alvin Davis**, who reached safely in a MLB record 47 straight games to begin his career with the 1984 Mariners and a 38 game streak by **Truck Hannah** for the 1918 Yankees...Schanuel also set a franchise record with a 10-game hit streak to begin his MLB career.

**HIGH POINT** The Angels had a 41-33 record following play on June 18, which marked the high water mark for the season...Also, was first time Angels were eight games over .500 that late in a season since finishing 2015 season with an 85-77 record.

## 2023 OFFENSIVE LEADERS

AVG	.304	Ohtani
RUNS	102	Ohtani
HITS	151	Ohtani
XBH	78	Ohtani
HR	44	Ohtani
RBI	95	Ohtani
OBP	.412	Ohtani
SLG	.654	Ohtani
OPS	1.066	Ohtani

## 2023 PITCHING LEADERS

WINS	10	Ohtani
GAMES	63	Estévez
STARTS	28 (tie)	Detmers & Sandoval
ERA - SP	3.14	Ohtani
ERA - RP	2.66	Moore
BAA - SP	.184	Ohtani
BAA - RP	.208	Moore
INNINGS	148.2	Detmers
STRIKEOUTS	168	Detmers
WHIP	1.06	Ohtani
SAVES	31	Estévez



**GOING DEEP** Angels ranked fifth in the Majors with 231 home runs this season...Only the Braves (307), Dodgers (249), Rangers (233), and Twins (233) homered more...The Halos 231 homers are the second-most in a season in franchise history...Club record is 236 HR in 2000.

**BABY BACKSTOP** Logan O'Hoppe hit 14 home runs, including 10 after his return from the IL on Aug. 18...The 14 HR tied for the second-most in a season by an Angels rookie catcher (Mike Napoli holds the record with 16 HR in 2006)...O'Hoppe's nine HR in September tied for the most by an Angels rookie for the month of September (Jared Walsh hit nine HR September 2020)...With his start on Opening Day, O'Hoppe (23 years, 49 days) became the youngest Opening Day catcher in Angels history (previous was Buck Rodgers - 23 years, 237 days in 1962).

**RENGIFO ROLLING** Luis Rengifo finished his season on a career-high 14-game hit streak (previous high was a 10-game hit streak from June 29 - July 10, 2022)...Over his last 17 games, he batted .443 (27/61) with three doubles, one triple, five home runs, and 14 RBI...He was the American League Player of the Week for Aug. 28 - Sept. 3, after hitting .440 (11/25) with three home runs, seven RBI, and a 1.207 OPS...His 11 hits that week led the A.L. and he ranked second in total bases (20).

**ALL-STAR SELECTIONS** Four members of the Angels organization were selected to represent the American League at the 2023 All-Star Game in Seattle...**Shohei Ohtani** (DH & P), **Mike Trout** (OF), **Carlos Estévez** (P) and Director of Sports Medicine/Head Certified Athletic Trainer **Mike Frostad**.

**TWO-WAY ALL-STAR** Shohei Ohtani led the A.L. with 2,646,307 votes during Phase 1 of fan voting, to automatically receive the starting spot at DH and bypass the second phase of voting...It was his third consecutive All-Star start at DH and he joined Hall of Famer **David Ortiz** (2011-13) as the only players to receive three straight fan elections at the position...Ohtani also joined **Rod Carew** (1979) and **Mike Trout** (2019) as Angels players to lead the A.L. in fan voting...Additionally, Ohtani was selected to the A.L. All-Star Team as a pitcher...He is the only player in Major League history to be selected to the All-Star Game as both a position player and a pitcher, and has been selected at both positions in three consecutive seasons.

**11-TIME ALL-STAR** Mike Trout was selected via fan voting as a starting outfielder in the All-Star Game, extending his Angels records with 11 overall All-Star selections and 10 selections via fan voting...Trout is the ninth Major League player to be voted in by the fans as a starter in at least 10 straight All-Star Games, joining Hall of Famers **Rod Carew** (18), **Cal Ripken Jr.** (13), **George Brett** (11), **Ken Griffey Jr.** (11), **Willie Mays** (10), **Johnny Bench** (10), **Ozzie Smith** (10) and **Wade Boggs** (10)...He is also the fourth player in A.L. history with at least 10 fan elections with one Club, joining Ripken Jr. (BAL, 17), Brett (KC, 11) and Griffey Jr. (SEA, 10).

**NICK ADENHART AWARD** The **Nick Adenhardt Award**, annually voted on by Angels players, goes to the top pitching performer for the season...2023 recipient was **Carlos Estévez**, who was selected to his first career All-Star Game and ranked tied for fourth in the American League with 31 saves...He set a franchise record after converting each of his first 23 save opportunities this season, and is the fourth reliever to ever win the Nick Adenhardt Award, joining **Huston Street** (2015), **Yusmeiro Petit** (2017) and **Hansel Robles** (2019).

**TEAM MVP** For a third consecutive season, **Shohei Ohtani** was selected by his teammates as the Angels Most Valuable Player...The Angels MVP is awarded by vote of the players to the Angel who most truly exemplifies the qualities of inspirational leadership, sportsmanship and professional ability...He is the fourth Halos player to win the award in three straight years, joining **Bobby Knoop** (1964-66), **Garret Anderson** (2001-03) and **Mike Trout** (2012-20).

**ROBERTO CLEMENTE AWARD** For the 2023 season, **Mike Trout** was named the Angels nominee for the Roberto Clemente Award which is given to a player who exemplifies "the game of baseball, sportsmanship, community involvement, and the individual's contribution to his team"...Trout has participated in scores of charitable events including granting numerous wishes each season through Make-A-Wish...Most recently, he helped seven-year old Eli Velasquez' dream come true in partnership with ESPN, spending time with him pregame during batting practice and in the batting cage, and watching postgame fireworks from the field...Trout has recorded countless video messages encouraging children around the country as they battle illnesses and setbacks...Recently, Trout and his wife Jessica have been involved with the American Foundation for Suicide Prevention (AFSP) as benefactors for the organization to raise awareness for suicide prevention...The couple has also been working with Tiny Turnip, an apparel company, to lead the "Your Game Isn't Over Yet;" initiative.



## TEAM BATTING

Runs, Game, Angels	25	-	6/24 @ COL
Runs, Game, Opponents	18	-	8/19 (Game 2) vs. TB
Runs, Inning, Angels	13	-	6/24 @ COL (3rd)
Runs, Inning, Opponents	7	-	Three times; last, 9/15 vs. DET (8th)
Hits, Game, Angels	28	-	6/24 @ COL
Hits, Game, Opponents	19	-	8/19 (Game 2) vs. TB
Hits, Inning, Angels	10	-	6/24 @ COL (3rd)
Hits, Inning, Opponents	.8	-	5/6 vs. TEX (9th)
Extra-Base Hits, Game, Angels	10	-	6/24 @ COL
Extra-Base Hits, Game, Opponents	.9	-	Twice; 8/29 @ PHI & 9/1 @ OAK
Home Runs, Game, Angels	.5	-	Twice; 5/31 @ CWS & 6/24 @ COL
Home Runs, Game, Opponents	.5	-	Five times; last, 8/29 @ PHI
Home Runs, Inning, Angels	.4	-	6/24 @ COL (3rd)
Home Runs, Inning, Opponents	.3	-	9/25 vs. TEX (6th)
Singles, Game, Angels	18	-	6/24 @ COL
Singles, Game, Opponents	14	-	5/26 vs. MIA
Doubles, Game, Angels	.6	-	8/8 vs. SF
Doubles, Game, Opponents	.8	-	9/1 @ OAK
Triples, Game, Angels	.2	-	Twice; 6/25 @ COL & 6/28 vs. CWS
Triples, Game, Opponents	.2	-	5/12 @ CLE
Total Bases, Game, Angels	48	-	6/24 @ COL
Total Bases, Game, Opponents	33	-	Three times; last, 8/29 @ PHI
Left on Base, Angels	14	-	7/3 @ SD
Left on Base, Opponents	16	-	6/12 @ TEX
Stolen Bases, Game, Angels	.4	-	4/25 vs. OAK
Stolen Bases, Game, Opponents	.4	-	Twice; 4/26 vs. OAK & 8/23 (Game 2) vs. CIN
Stolen Bases, Inning, Angels	.3	-	Twice; last, 4/29 @ MIL (8th)
Stolen Bases, Inning, Opponents	.2	-	Several; last, 9/21 @ TB (6th)
Caught Stealing, Game, Angels	.2	-	Five times; last, 9/13 @ SEA
Caught Stealing, Game, Opponents	.2	-	6/10 vs. SEA
Sacrifice Hits, Game, Angels	.2	-	7/30 @ TOR
Sacrifice Hits, Game, Opponents	.1	-	Several; last, 9/30 vs. OAK
Sacrifice Flies, Game, Angels	.2	-	Three times; last, 8/8 vs. SF
Sacrifice Flies, Game, Opponents	.3	-	9/8 vs. CLE
Pinch-Hits, Game, Angels	.2	-	5/28 vs. MIA
Pinch-Hitters Used, Game, Angels	.4	-	5/28 vs. MIA

## TEAM FIELDING

Double Plays, Game, Angels	.3	-	Several, last, 9/19 @ TB
Double Plays, Game, Opponents	.4	-	6/25 @ COL
Triple Plays, Game, Angels	.1	-	8/18 vs. TB
Triple Plays, Game, Opponents	None	-	-
Errors, Game, Angels	.3	-	Four times; last, 8/19 vs. TB
Errors, Inning, Angels	.3	-	Five times; last, 9/3 @ OAK (7th)
Errors, Game, Individual	.2	-	Six times; last, M. Moustakas, 9/12 @ SEA

## TEAM PITCHING

Strikeouts, Game, Angels	18	-	7/25 @ DET
Strikeouts, Game, Opponents	19	-	9/20 @ TB
Base on Balls, Game, Angels	11	-	Twice; 4/20 @ NYY & 7/5 @ SD
Base on Balls, Game, Opponents	11	-	7/19 vs. NYY
Hit Batters, Game, Angels	.3	-	Four times; last, 8/23 vs. CIN
Fewest Hits Allowed, 9 innings, Angels	.1	-	Twice; 4/11 vs. WAS & 7/27 (Game 1) @ DET
Fewest Hits Allowed, 9 innings, Opponents	.1	-	8/14 @ TEX
Fewest Hits Allowed, Extra Innings, Angels	.6	-	Twice; 4/19 @ NYY (10 inn.) & 9/16 vs. DET (10 inn.)
Fewest Hits Allowed, Extra Innings, Opponents	.6	-	Twice; 8/6 vs. SEA (10 inn.) & 9/16 vs. DET (10 inn.)
Pitchers Used, Game, Angels	.7	-	Twice; 8/18 vs. TB & 9/13 @ SEA

## INDIVIDUAL BATTING

At-Bats, Game . . . . .	7	- Shohei Ohtani, 6/24 @ COL
Runs, Game . . . . .	5	- Mickey Moniak, 6/24 @ COL
Hits, Game . . . . .	5	- Twice; M. Moniak & H. Renfroe, 6/24 @ COL
Hits, Inning . . . . .	2	- Five times; last, M. Moniak & H. Renfroe, 6/24 @ COL (3rd inning)
Doubles, Game . . . . .	3	- Mickey Moniak, 6/24 @ COL
Triples, Game . . . . .	1	- Several; last, M. Stefanic, 9/27 vs. TEX
Home Runs, Game . . . . .	2	- Several; last, B. Drury, 10/1 vs. OAK
RBI, Game . . . . .	5	- Four times; last, B. Drury, 9/20 @ TB
Extra-Base Hits, Game . . . . .	4	- Mickey Moniak, 6/24 @ COL
Total Bases, Game . . . . .	11	- Mickey Moniak, 6/24 @ COL
Base on Balls, Game . . . . .	4	- Twice; last, Logan O'Hoppe, 10/1 vs. OAK
Strikeouts, Game . . . . .	4	- Several; last, Logan O'Hoppe, 9/21 @ TB
Stolen Bases, Game . . . . .	2	- Eight times; last, K. Paris, 9/7 vs. CLE
Caught Stealing, Game . . . . .	1	- Several; last, M. Stefanic, 9/25 vs. TEX
Longest Hitting Streak . . . . .	18	- M. Moniak, 7/2 - 7/28
Grand Slams . . . . .	2	- G. Urshela, 4/15 @ BOS; S. Ohtani, 8/18 vs. TB
Walk-Off HR . . . . .	None	-
Pinch-Hit HR . . . . .	3	- J. Lamb, 5/3 @ STL; C. Wallach, 5/31 @ CWS
Inside-the-Park HR . . . . .	None	- A. Velazquez, 8/12 vs. HOU;

## INDIVIDUAL PITCHING

Strikeouts, Game (Starter) . . . . .	13	- S. Ohtani, 5/3 @ STL
Strikeouts, Game (Reliever) . . . . .	6	- Twice; last, K. Rosenberg, 9/30 vs. OAK
Base on Balls, Game . . . . .	6	- Three times; last, P. Sandoval, 8/14 @ TEX
Base on Balls, Inning . . . . .	4	- Three times; last, D. Daniel, 9/22 @ MIN (4th)
Earned Runs Allowed, Game . . . . .	9	- L. Giolito, 8/2 @ ATL
Earned Runs Allowed, Inning . . . . .	7	- Twice; last, J. Diaz, 9/15 vs. DET (8th)
Hits Allowed, Game . . . . .	10	- Four times; last, P. Sandoval, 6/23 @ COL
Hits Allowed, Inning . . . . .	7	- Twice; last, J. Diaz, 9/15 vs. DET (8th)
Home Runs Allowed, Game . . . . .	5	- J. Saurez, 4/24 vs. OAK
Home Runs Allowed, Inning . . . . .	3	- J. Herget, 9/25 vs. TEX (6th)
Hit Batters, Game . . . . .	3	- Twice; last, R. Detmers, 7/8 @ LAD
Fewest Hits Allowed, Complete Game . . . . .	1	- S. Ohtani, 7/27 (Game 1) @ DET
Innings Pitched, Starter . . . . .	9.0	- S. Ohtani, 7/27 (Game 1) @ DET
Innings Pitched, Reliever . . . . .	5.0	- K. Rosenberg, 9/30 vs. OAK
Fewest Innings Pitched, Starter . . . . .	1.1	- S. Ohtani, 8/23 (Game 1) vs. CIN
Longest Winning Streak . . . . .	5	- C. Estévez, 5/5 - 7/30
Longest Losing Streak . . . . .	5	- P. Sandoval, 5/14 - 6/10
Consecutive Scoreless Innings, Starter . . . . .	13.0	- S. Ohtani, 7/27 (Game 1) - 8/3
Consecutive Scoreless Innings, Starter . . . . .	11.2	- C. Estévez, 4/19 - 5/12

## TEAM MISCELLANEOUS

Longest Winning Streak . . . . .	5	- Twice; 4/30 - 5/5 & 6/4-9
Longest Home Winning Streak . . . . .	4	- Four times; last, 7/17 - 21
Longest Road Winning Streak . . . . .	5	- 4/30 - 5/12
Longest Losing Streak . . . . .	7	- 8/1-7
Longest Home Losing Streak . . . . .	7	- 8/19 (Game 2) - 9/6
Longest Road Losing Streak . . . . .	6	- 6/25 - 7/8
Most Games over .500 . . . . .	8	- Twice; last, 6/19 (41-33)
Most Game under .500 . . . . .	17	- Three times, last 9/30 (72-89)
Longest Game, Innings . . . . .	12	- 6/12 @ TEX
Longest Game, Time, Nine Innings . . . . .	3:31	- 7/16 vs. HOU
Longest Game, Time, Extra Innings . . . . .	3:49	- 6/12 @ TEX (12 inn.)
Shortest Game, Time . . . . .	1:57	- 4/16 @ BOS
Largest Margin, Victory . . . . .	24	- 6/24 @ COL
Largest Margin, Loss . . . . .	14	- 8/19 (Game 2) vs. TB
Largest Crowd, Angel Stadium . . . . .	44,760	- 6/21 vs. LAD
Smallest Crowd, Angel Stadium . . . . .	17,780	- 4/12 vs. WAS
Largest Crowd, Road . . . . .	53,057	- 7/8 @ LAD
Smallest Crowd, Road . . . . .	12,073	- 9/1 @ OAK
Largest Deficit Overcome To Win . . . . .	6	- 7/15 vs. HOU (trailed 9-3 in 7th, won 13-12)
Most Players Used, Game . . . . .	19	- 6/12 @ TEX

## RECORD BY STARTING POSITION

- C:** Thaiss (31-33); Wallach (25-24); O’Hoppe (17-31); Okey (0-1)
- 1B:** Drury (14-18); Schanuel (8-20); Moustakas (9-10); Urshela (9-10); Walsh (9-8); Lamb (10-4); Cron (3-9); Cabbage (5-3); Renfroe (1-4); Escobar (4-0); Thaiss (1-1); Padlo (0-2)
- 2B:** Drury (33-48); Rengifo (27-22); Stefanic (5-6); Fletcher (3-8); Escobar (2-4); Soto (2-0); Urshela (1-0); Paris (0-1)
- 3B:** Rendon (22-21); Moustakas (13-24); Escobar (12-17); Urshela (15-13); Rengifo (8-8); Stefanic (3-4); Fletcher (0-2)
- SS:** Neto (41-40); Velazquez (9-16); Rengifo (9-14); Fletcher (6-8); Paris (3-6); Urshela (5-3); Soto (0-2)
- LF:** Ward (46-43); Grichuk (16-34); Moniak (7-4); Rengifo (2-3); Adams (0-3); Cabbage (1-1); Adell (1-1)
- CF:** Trout (37-42); Moniak (21-30); Phillips (9-7); Adell (2-5); Rengifo (3-0); Adams (0-3); Paris (0-2); Cabbage (1-0)
- RF:** Renfroe (52-60); Moniak (8-7); Rengifo (3-7); Walsh (3-6); Adell (3-3); Adams (2-2); Cabbage (2-2); Phillips (0-2)
- DH:** Ohtani (62-73); Drury (3-6); Moustakas (2-3); Thaiss (1-3); Escobar (2-0); Trout (2-0); O’Hoppe (1-0); Cron (0-1); Grichuk (0-1); Wallach (0-1); Walsh (0-1)


## RECORD BY STARTING BATTING ORDER

- 1st:** Ward (26-26); Schanuel (8-20); Moniak (14-13); Rengifo (8-17); Neto (12-5); Grichuk (4-3); Ohtani (1-4); Paris (0-1)
- 2nd:** Ohtani (34-37); Trout (28-31); Neto (5-11); Drury (4-4); Ward (1-2); Rengifo (1-1); Escobar (0-1); Fletcher (0-1); Renfroe (0-1)
- 3rd:** Ohtani (27-32); Drury (15-27); Trout (11-11); Moniak (7-6); Cron (1-5); Ward (4-1); Moustakas (2-2); Rengifo (2-2); Renfroe (1-3); Rendon (2-0); Grichuk (1-0); Escobar (0-1)
- 4th:** Rendon (20-21); Moustakas (11-21); Renfroe (16-8); Ward (8-9); Drury (7-10); O’Hoppe (5-9); Moniak (3-1); Walsh (2-2); Cron (1-1); Adell (0-2); Escobar (0-2); Grichuk (0-2); Rengifo (0-1)
- 5th:** Renfroe (14-22); Drury (10-12); Moustakas (9-12); Thaiss (12-5); O’Hoppe (3-10); Rengifo (5-5); Escobar (5-4); Grichuk (2-7); Adell (3-2); Walsh (3-2); Cron (1-4); Lamb (2-2); Urshela (3-0); Ward (1-2)
- 6th:** Drury (12-13); Thaiss (8-12); Moniak (5-13); Renfroe (8-9); Urshela (7-7); Escobar (5-5); Lamb (5-2); Rengifo (5-2); Adell (3-4); Walsh (1-6); Ward (5-1); O’Hoppe (2-3); Grichuk (1-4); Wallach (3-1); Moustakas (2-2); Padlo (0-2); Stefanic (0-2); Cabbage (1-0); Fletcher (0-1)
- 7th:** Renfroe (13-21); Urshela (14-14); Rengifo (12-10); Thaiss (6-5); Grichuk (4-7); Moniak (3-6); Escobar (4-3); Stefanic (4-3); Drury (2-5); Walsh (3-2); Wallach (2-2); Cabbage (2-1); Adams (1-2); Lamb (2-0); Ward (1-1); Adell (0-2); O’Hoppe (0-2); Fletcher (0-1); Neto (0-1); Phillips (0-1)
- 8th:** Wallach (12-19); Rengifo (13-13); Thaiss (6-13); Cabbage (6-5); Urshela (6-5); Escobar (5-4); Phillips (4-5); Neto (5-1); Moniak (4-2); O’Hoppe (3-3); Walsh (3-3); Grichuk (0-6); Fletcher (1-3); Stefanic (2-0); Paris (1-1); Renfroe (0-2); Lamb (1-0); Velazquez (1-0); Adams (0-1); Drury (0-1); Okey (0-1); Ward (0-1)
- 9th:** Neto (19-22); Velazquez (8-16); Fletcher (8-11); Wallach (8-3); Grichuk (4-6); Rengifo (7-2); O’Hoppe (5-4); Paris (2-7); Phillips (5-3); Stefanic (2-5); Adams (1-5); Soto (2-2); Thaiss (1-2); Escobar (1-1)



## INJURED LIST

PLAYER	INJURY	DATES ON INJURED LIST	GAMES MISSED
Davis Daniel	Right shoulder strain	Feb. 16 - Aug. 31	134
Griffin Canning	Left groin strain	March 29 (retro to March 27) - April 12	11
	Right calf tightness	Aug. 1 (retro to July 29) - Aug. 13	14
Chris Rodriguez	Recovery from right shoulder surgery	March 29 (retro to March 27) - End of Season	162
Jared Walsh	Headaches and insomnia	March 29 (retro to March 27) - May 20	46
Max Stassi	Left hip strain	March 29 (retro to March 27) - Sept. 2	136
José Marte	Right elbow stress reaction	March 29 - Aug. 22	125
Ryan Tepera	Right shoulder inflammation	April 16 - May 2	15
Logan O'Hoppe	Left shoulder inflammation	April 21 - Aug. 18	103
Austin Warren	Right elbow inflammation	April 26 (retro to April 24) - End of Season	140
José Quijada	Left elbow inflammation	April 29 - End of Season	135
Aaron Loup	Right hamstring strain	May 5 - May 21	15
	Left shoulder strain	Sept. 22 (retro to Sept. 20) - End of Season	11
José Suarez	Left shoulder strain	May 8 - Sept. 11	109
Chad Wallach	—	May 9 (retro to May 7) - May 15	7
Anthony Rendon	Left groin strain	May 15 (retro to May 14) - June 6	21
	Left wrist contusion	June 19 - June 30	9
	Left shin contusion	July 14 (retro to July 11) - End of Season	71
Matt Moore	Right oblique strain	May 28 (retro to May 25) - July 14	40
Ben Joyce	Ulnar neuritis	June 10 - Sept. 10	78
Zach Neto	Left oblique strain	June 15 - July 14	21
	Low back inflammation	Aug. 4 - Sept. 10	33
Gio Urshela	Left pelvis fracture	June 16 - End of Season	92
Brandon Drury	Left shoulder contusion	July 2 (retro to June 30) - Aug. 4	27
Mike Trout	Left hamate fracture	July 4 - Aug. 22	38
	Left hamate fracture	Aug. 25 (retro to Aug. 23) - End of Season	36
Jo Adell	Left oblique strain	July 14 (retro to July 11) - Sept. 18	59
Sam Bachman	Right shoulder inflammation	July 14 (retro to July 11) - End of Season	71
Chris Devenski	Right hamstring strain	July 17 (retro to July 16) - Aug. 25	35
Taylor Ward	Facial fractures	July 30 - End of Season	57
C.J. Cron	Low back inflammation	Aug. 18 (retro to Aug. 16) - Sept. 16	27
	Low back inflammation	Sept. 24 (retro to Sept. 22) - End of Season	9
Matt Thaiss	Right shoulder inflammation	Aug. 25 (retro to Aug. 24) - Sept. 3	8
Chase Silseth	—	Aug. 29 (retro to Aug. 27) - Sept. 28	29
Jaime Barria	Right hamstring tightness	Sept. 7 - Sept. 23	14
Luis Rengifo	Biceps tendon rupture	Sept. 9 (retro to Sept. 8) - End of Season	21
Mickey Moniak	Left back tightness	Sept. 15 (retro to Sept. 14) - Sept. 28	12
Mike Moustakas	Left forearm extensor strain	Sept. 15 (retro to Sept. 14) -Sept. 24	8
Shohei Ohtani	Oblique	Sept. 16 - End of Season	14
Kyren Paris	Left thumb ligament tear	Sept. 18 - End of Season	12
Tyler Anderson	Left knee pain	Sept. 24 (retro to Sept. 21) - End of Season	10
Patrick Sandoval	Right oblique strain	Sept. 26 - End of Season	5



PLAYER	AVG	G	AB	R	H	TB	2B	3B	HR	RBI	SH	SF	HBP	BB	SO	SB	CS	OPS
Adams, J.	.128	17	39	1	5	5	0	0	0	1	0	1	0	0	16	1	2	.253
Adell, J.	.207	17	58	7	12	26	3	1	3	6	0	0	0	4	25	1	0	.706
Cabbage, T.	.208	22	53	5	11	17	3	0	1	7	0	1	0	2	26	1	1	.553
Cron, C.	.200	15	50	7	10	13	0	0	1	5	0	0	0	4	15	0	0	.519
Drury, B.	.262	125	485	61	127	241	30	3	26	83	0	5	8	25	136	0	2	.803
Escobar, E.	.219	60	178	17	39	54	3	3	2	15	0	1	0	10	54	0	1	.562
Fletcher, D.	.247	33	89	7	22	29	1	0	2	12	1	0	0	7	9	0	0	.628
Grichuk, R.	.216	54	194	25	42	80	12	1	8	17	0	1	2	11	45	0	0	.676
Lamb, J.	.216	19	51	7	11	18	1	0	2	5	0	0	0	3	15	0	0	.612
Moniak, M.	.280	85	311	35	87	154	21	2	14	45	0	0	3	9	113	6	3	.802
Moustakas, M.	.236	65	237	22	56	88	8	0	8	31	0	5	2	6	61	0	0	.627
Neto, Z.	.225	84	289	38	65	109	17	0	9	34	1	3	16	20	77	5	1	.685
O'Hoppe, L.	.236	51	182	23	43	91	6	0	14	29	0	1	2	14	48	0	1	.796
Ohtani, S.	.304	135	497	102	151	325	26	8	44	95	0	3	3	91	143	20	6	1.066
Okey, C.	.000	2	2	0	0	0	0	0	0	0	0	0	0	0	2	0	0	.000
Padlo, K.	.125	3	8	1	1	2	1	0	0	0	0	0	0	0	0	0	0	.375
Paris, K.	.100	15	40	4	4	4	0	0	0	1	1	0	1	4	17	3	0	.300
Phillips, B.	.175	40	63	9	11	21	1	0	3	6	0	0	0	8	36	3	1	.601
Rendon, A.	.236	43	148	23	35	47	6	0	2	22	0	4	6	25	27	2	0	.679
Renfro, H.	.242	126	459	56	11	199	31	0	19	56	0	3	3	39	113	0	0	.738
Rengifo, L.	.264	126	394	55	104	175	15	4	16	51	0	4	6	41	82	6	4	.783
Schanuel, N.	.275	29	109	19	30	36	3	0	1	6	0	0	0	3	20	19	0	.732
Soto, L.	.222	4	9	2	2	2	0	0	0	0	0	0	0	3	2	0	0	.639
Stefanic, M.	.290	25	62	5	18	22	2	1	0	6	0	0	1	8	8	0	1	.735
Thaiss, M.	.214	95	262	32	56	89	6	0	9	31	0	3	6	36	83	2	0	.659
Trout, M.	.263	82	308	54	81	151	14	1	18	44	0	2	7	45	104	2	0	.857
Urshela, G.	.299	62	214	22	64	80	8	1	2	24	0	3	1	10	36	3	2	.703
Velasquez, A.	.173	54	81	12	14	23	3	0	2	3	3	0	0	10	30	13	3	.548
Wallach, C.	.197	65	157	18	31	59	5	1	7	15	2	0	0	13	57	0	1	.635
Walsh, J.	.125	39	104	10	13	29	4	0	4	11	0	0	1	11	45	0	0	.495
Ward, T.	.253	97	356	60	90	150	18	0	14	47	0	6	8	39	80	4	2	.756
<b>TOTALS</b>	<b>.245</b>	<b>162</b>	<b>5489</b>	<b>739</b>	<b>1346</b>	<b>2339</b>	<b>248</b>	<b>26</b>	<b>231</b>	<b>708</b>	<b>8</b>	<b>46</b>	<b>79</b>	<b>518</b>	<b>1524</b>	<b>72</b>	<b>31</b>	<b>.743</b>
<b>OPP.</b>	<b>.252</b>	<b>162</b>	<b>5526</b>	<b>829</b>	<b>1394</b>	<b>2332</b>	<b>271</b>	<b>20</b>	<b>209</b>	<b>794</b>	<b>14</b>	<b>36</b>	<b>88</b>	<b>636</b>	<b>1445</b>	<b>89</b>	<b>22</b>	<b>.759</b>

PITCHER	W	L	ERA	G	GS	CG	GF	SHO	SV	IP	H	R	ER	HR	HBP	BB	IBB	SO	WP	BK	OPP	AVG
Anderson, T.	6	6	5.43	27	25	0	0	0	0	141.0	146	90	85	20	7	64	1	119	6	2	.266	
Bachman, S.	1	2	3.18	11	0	0	4	0	1	17.0	17	7	6	0	1	11	1	14	3	0	.262	
Barria, J.	2	6	5.68	34	6	0	17	0	0	82.1	91	63	52	20	2	30	6	62	4	1	.277	
Caceres, K.	0	0	6.75	2	0	0	2	0	0	1.1	2	1	1	0	0	2	0	1	1	0	.400	
Canning, G.	7	8	4.32	24	22	0	0	0	0	127.0	121	62	61	22	5	36	1	139	4	0	.245	
Daniel, D.	1	1	2.19	3	0	0	1	0	0	12.1	7	3	3	1	0	9	0	9	1	0	.167	
Davidson, T.	1	1	6.54	18	0	0	8	0	2	31.2	44	25	23	2	2	11	0	31	3	0	.331	
Detmers, R.	4	10	4.48	28	28	0	0	0	0	148.2	141	81	74	19	13	60	2	168	7	0	.248	
Devenski, C.	3	2	5.08	29	0	0	4	0	0	33.2	31	20	19	5	1	9	1	33	1	0	.244	
Diaz, J.	0	0	10.29	4	1	0	2	0	0	7.0	13	11	8	0	2	7	0	4	0	0	.419	
Estévez, C.	5	5	3.90	63	0	0	49	0	31	62.1	62	34	27	7	5	31	5	78	1	0	.254	
Fulmer, C.	1	1	2.70	3	1	0	1	0	0	10.0	6	3	3	1	1	4	0	6	1	1	.176	
Giolitto, L.	1	5	6.89	6	6	0	0	0	0	32.2	33	28	25	10	3	15	2	34	0	0	.258	
Herget, J.	2	4	4.66	29	1	0	6	0	0	29.0	33	15	15	7	2	8	3	26	0	0	.282	
Ingram, K.	0	0	8.44	5	0	0	2	0	0	5.1	8	7	5	2	0	5	0	7	0	0	.333	
Joyce, B.	1	1	5.40	12	0	0	0	0	0	10.0	9	6	6	1	1	9	0	10	1	0	.243	
Leone, D.	0	0	5.54	11	0	0	3	0	1	13.0	15	8	8	2	0	9	1	11	2	0	.288	
López, R.	0	2	2.77	13	0	0	3	0	2	13.0	12	4	4	1	1	8	1	19	1	0	.235	
Loup, A.	2	3	6.10	55	0	0	21	0	1	48.2	65	37	33	6	2	20	4	45	2	1	.313	
Marte, J.	0	0	8.68	10	0	0	0	0	0	9.1	14	10	9	3	0	7	0	7	1	0	.359	
Mederos, V.	0	0	9.00	3	0	0	2	0	0	3.0	5	3	3	0	1	3	0	3	0	0	.417	
Moore, M.	4	1	2.66	41	0	0	4	0	0	44.0	33	14	13	6	2	12	2	49	1	0	.208	
Moronta, R.	0	0	6.75	2	0	0	0	0	0	1.1	4	1	1	1	0	3	0	2	1	0	.500	
Ohtani, S.	10	5	3.14	23	23	1	0	1	0	132.0	85	50	46	18	11	55	0	167	12	0	.184	
Quijada, J.	0	1	6.00	10	0	0	4	0	4	9.0	8	7	6	0	2	3	0	8	0	0	.222	
Reyes, G.	0	0	7.45	8	0	0	1	0	0	9.2	11	9	8	2	2	6	0	10	2	0	.275	
Rosenberg, K.	2	2	3.82	7	3	0	1	0	0	33.0	35	14	14	3	1	14	1	29	0	1	.267	
Sandoval, P.	7	13	4.11	28	28	0	0	0	0	144.2	145	89	66	12	4	74	2	128	5	0	.256	
Silseth, C.	4	1	3.96	16	8	0	3	0	0	52.1	41	26	23	9	2	26	0	56	5	1	.212	
Soriano, J.	1	3	3.64	38	0	0	6	0	0	42.0	33	22	17	4	7	23	2	56	2	1	.214	
Suarez, J.	1	3	8.29	11	7	0	0	0	0	33.2	46	32	31	10	1	20	1	28	2	0	.324	
Tepera, R.	2	2	7.27	10	0	0	2	0	0	8.2	15	9	7	2	2	3	1	10	0	0	.385	
Wantz, A.	2	0	3.89	20	3	0	5	0	0	39.1	28	18	17	4	1	15	1	33	0	0	.197	
Warren, A.	1	0	5.40	2	0	0	1	0	0	1.2	2	1	1	1	0	0	0	2	0	0	.333	
Webb, J.	1	1	3.98	29	0	0	4	0	1	31.2	23	14	14	6	2	20	3	34	1	0	.197	
Weiss, Z.	1	0	5.06	6	0	0	0	0	0	5.1	6	3	3	2	1	2	0	7	0	0	.273	
<b>TOTALS</b>	<b>73</b>	<b>89</b>	<b>4.64</b>	<b>162</b>	<b>162</b>	<b>0</b>	<b>161</b>	<b>9</b>	<b>43</b>	<b>1431.2</b>	<b>1394</b>	<b>829</b>	<b>738</b>	<b>209</b>	<b>88</b>	<b>636</b>	<b>41</b>	<b>1445</b>	<b>70</b>	<b>8</b>	<b>.252</b>	
<b>OPP.</b>	<b>89</b>	<b>73</b>	<b>4.29</b>	<b>162</b>	<b>162</b>	<b>0</b>	<b>162</b>	<b>7</b>	<b>44</b>	<b>1440.2</b>	<b>1346</b>	<b>739</b>	<b>687</b>	<b>231</b>	<b>79</b>	<b>518</b>	<b>27</b>	<b>1524</b>	<b>55</b>	<b>9</b>	<b>.245</b>	

2023 REVIEW



# 2023 REVIEW

		HOME			AWAY			TOTALS		
		W	L	PCT.	W	L	PCT.	W	L	PCT.
Season		38	43	.469	35	46	.432	73	89	.451
Day Games		11	9	.550	15	16	.484	26	25	.510
Night Games		27	34	.443	20	30	.400	47	64	.423
vs. LH Starters		10	12	.455	6	13	.316	16	25	.390
vs. RH Starters		28	31	.475	29	33	.468	57	64	.471
One-Run Games		13	10	.565	9	11	.450	22	21	.512
Two-Run Games		9	11	.450	7	8	.467	16	19	.457
Extra Innings		3	7	.300	4	1	.800	7	8	.467
Shutouts		3	5	.375	6	2	.750	9	7	.563
In Mar./Apr.		8	5	.615	7	9	.436	15	14	.517
May		7	8	.467	8	5	.615	15	13	.536
June		7	6	.539	7	7	.500	14	13	.519
July		7	4	.636	5	7	.417	12	11	.522
Aug.		3	10	.231	5	9	.357	8	19	.296
Sept./Oct.		6	10	.375	3	9	.250	9	19	.321
Pre All-Star Break		23	20	.535	22	26	.458	45	46	.495
Post All-Star Break		15	23	.395	13	20	.394	28	43	.394
Vs. Houston		2	4	.333	2	5	.286	4	9	.308
Oakland		5	2	.714	2	4	.333	7	6	.539
Seattle		2	5	.286	3	3	.500	5	8	.385
Texas		2	4	.333	4	3	.571	6	7	.462
<b>A.L. WEST</b>		<b>11</b>	<b>15</b>	<b>.423</b>	<b>11</b>	<b>15</b>	<b>.423</b>	<b>22</b>	<b>30</b>	<b>.423</b>
Vs. Chicago		2	2	.500	2	1	.667	4	3	.571
Cleveland		3	1	.750	1	2	.333	4	3	.571
Detroit		0	3	.000	3	0	1.000	3	3	.500
Kansas City		2	1	.667	2	1	.667	4	2	.667
Minnesota		2	1	.667	1	2	.333	3	3	.500
<b>A.L. CENTRAL</b>		<b>9</b>	<b>8</b>	<b>.529</b>	<b>9</b>	<b>6</b>	<b>.600</b>	<b>18</b>	<b>14</b>	<b>.563</b>
Vs. Baltimore		0	3	.333	2	2	.000	2	5	.286
Boston		3	0	1.000	1	3	.250	4	3	.571
New York		3	0	1.000	1	2	.333	4	2	.667
Tampa Bay		1	2	.333	1	2	.333	2	4	.333
Toronto		1	2	.333	1	2	.333	2	4	.333
<b>A.L. EAST</b>		<b>8</b>	<b>7</b>	<b>.533</b>	<b>6</b>	<b>11</b>	<b>.353</b>	<b>14</b>	<b>18</b>	<b>.438</b>
Vs. Arizona		1	2	.333	-	-	—	1	2	.333
Atlanta		-	-	—	1	2	.333	1	2	.333
Chicago		3	0	1.000	-	-	—	3	0	1.000
Cincinnati		0	3	.000	-	-	—	0	3	.000
Colorado		-	-	—	1	2	.333	1	2	.333
Los Angeles		0	2	.000	0	2	.000	0	4	.000
Miami		0	3	.000	-	-	—	0	3	.000
Milwaukee		-	-	—	1	2	.333	1	2	.333
New York		-	-	—	2	1	.667	2	1	.667
Philadelphia		-	-	—	1	2	.333	1	2	.333
Pittsburgh		2	1	.667	-	-	—	2	1	.667
San Diego		-	-	—	0	3	.000	0	3	.000
San Francisco		2	1	.667	-	-	—	2	1	.667
St. Louis		-	-	—	3	0	1.000	3	0	1.000
Washington		2	1	.667	-	-	—	2	1	.667
<b>NATIONAL LEAGUE</b>		<b>10</b>	<b>13</b>	<b>.435</b>	<b>9</b>	<b>14</b>	<b>.391</b>	<b>19</b>	<b>27</b>	<b>.413</b>

## 2023 FINAL STANDINGS

WEST	W	L	PCT.	GB	CENTRAL	W	L	PCT.	GB	EAST	W	L	PCT.	GB
Houston	90	72	.556	—	Minnesota	87	75	.537	—	Baltimore	101	61	.623	—
Texas	90	72	.556	—	Detroit	78	84	.481	9.0	Tampa Bay	99	63	.611	2.0
Seattle	88	74	.543	2.0	Cleveland	76	86	.469	11.0	Toronto	89	73	.549	12.0
<b>ANGELS</b>	<b>73</b>	<b>89</b>	<b>.451</b>	<b>17.0</b>	Chicago	61	101	.377	26.0	New York	82	80	.506	19.0
Oakland	50	112	.309	40.0	Kansas City	56	106	.346	31.0	Boston	78	84	.481	23.0

## ALL-STAR BREAK

WEST	W	L	PCT.	GB	CENTRAL	W	L	PCT.	GB	EAST	W	L	PCT.	GB
Texas	52	39	.571	—	Cleveland	45	45	.500	—	Tampa Bay	58	35	.624	—
Houston	50	41	.549	2.0	Minnesota	45	46	.495	0.5	Baltimore	54	35	.607	2.0
Seattle	45	44	.506	6.0	Detroit	39	50	.438	5.5	Toronto	50	41	.549	7.0
<b>ANGELS</b>	<b>45</b>	<b>46</b>	<b>.495</b>	<b>7.0</b>	Chicago	38	54	.413	8.0	New York	49	42	.538	8.0
Oakland	25	67	.272	27.5	Kansas City	26	65	.286	19.5	Boston	48	43	.527	9.0

## POST-ALL-STAR BREAK

WEST	W	L	PCT.	GB	CENTRAL	W	L	PCT.	GB	EAST	W	L	PCT.	GB
Seattle	43	30	.589	—	Minnesota	42	29	.592	—	Baltimore	47	26	.644	—
Houston	40	31	.563	2.0	Detroit	39	34	.534	4.0	Tampa Bay	41	28	.594	4.0
Texas	38	33	.535	4.0	Cleveland	31	41	.431	11.5	Toronto	39	32	.549	7.0
<b>ANGELS</b>	<b>28</b>	<b>43</b>	<b>.394</b>	<b>14.0</b>	Kansas City	30	41	.423	12.0	New York	33	38	.465	13.0
Oakland	25	45	.357	16.5	Chicago	23	47	.329	18.5	Boston	30	41	.423	16.0

## END OF APRIL

WEST	W	L	PCT.	GB	CENTRAL	W	L	PCT.	GB	EAST	W	L	PCT.	GB
Texas	17	11	.607	—	Minnesota	17	12	.586	—	Tampa Bay	23	6	.793	—
Houston	15	13	.536	2.0	Cleveland	13	15	.464	3.5	Baltimore	19	9	.679	3.5
<b>ANGELS</b>	<b>15</b>	<b>14</b>	<b>.517</b>	<b>2.5</b>	Detroit	10	17	.370	6.0	Toronto	18	10	.643	4.5
Seattle	12	16	.429	5.0	Chicago	8	21	.276	9.0	New York	15	14	.517	8.0
Oakland	6	23	.207	11.5	Kansas City	7	22	.241	10.0	Boston	15	14	.517	8.0

## END OF MAY

WEST	W	L	PCT.	GB	CENTRAL	W	L	PCT.	GB	EAST	W	L	PCT.	GB
Texas	35	20	.636	—	Minnesota	29	27	.518	—	Tampa Bay	40	18	.690	—
Houston	32	23	.582	3.0	Detroit	26	28	.481	2.0	Baltimore	35	21	.625	4.0
<b>ANGELS</b>	<b>30</b>	<b>27</b>	<b>.526</b>	<b>6.0</b>	Cleveland	25	30	.455	3.5	New York	34	24	.586	6.0
Seattle	29	27	.518	6.5	Chicago	23	35	.397	7.0	Toronto	29	27	.518	10.0
Oakland	12	46	.207	24.5	Kansas City	17	39	.304	12.0	Boston	28	27	.509	10.5

## END OF JUNE

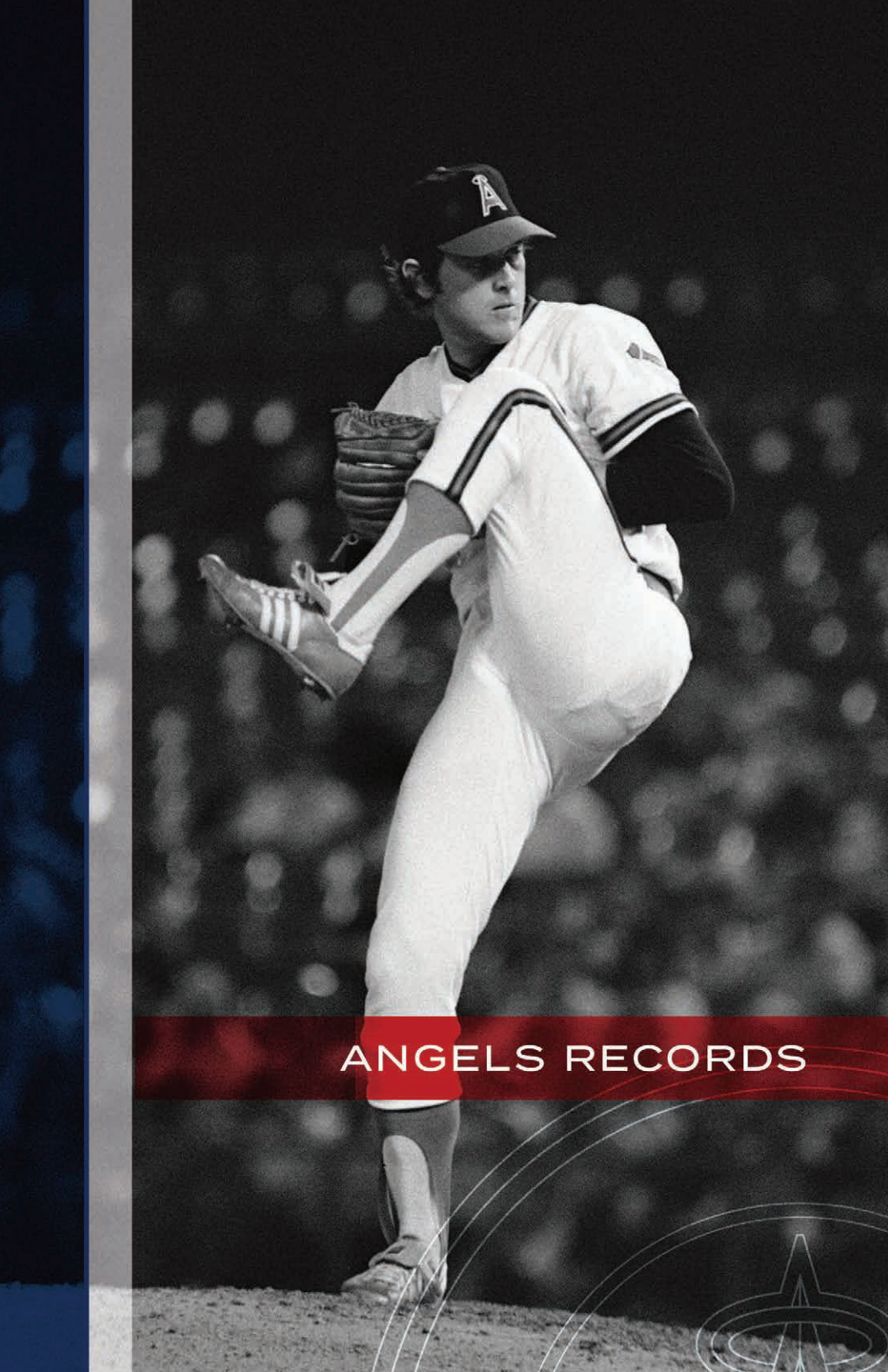
WEST	W	L	PCT.	GB	CENTRAL	W	L	PCT.	GB	EAST	W	L	PCT.	GB
Texas	49	33	.598	—	Minnesota	41	42	.494	—	Tampa Bay	57	28	.671	—
Houston	45	37	.549	4.0	Cleveland	39	42	.481	1.0	Baltimore	48	32	.600	6.5
<b>ANGELS</b>	<b>44</b>	<b>40</b>	<b>.524</b>	<b>6.0</b>	Detroit	35	46	.432	5.0	New York	45	36	.556	10.0
Seattle	38	42	.475	10.0	Chicago	36	48	.429	5.5	Toronto	45	38	.542	11.0
Oakland	22	62	.262	28.0	Kansas City	23	59	.280	17.5	Boston	41	42	.494	15.0

## END OF JULY

WEST	W	L	PCT.	GB	CENTRAL	W	L	PCT.	GB	EAST	W	L	PCT.	GB
Texas	60	46	.566	—	Minnesota	54	53	.505	—	Baltimore	65	41	.613	—
Houston	60	47	.561	0.5	Cleveland	53	54	.495	1.0	Tampa Bay	65	44	.596	1.0
<b>ANGELS</b>	<b>56</b>	<b>51</b>	<b>.523</b>	<b>4.5</b>	Detroit	47	59	.443	6.5	Toronto	59	48	.551	6.5
Seattle	55	51	.519	5.0	Chicago	43	64	.402	11.0	Boston	56	50	.528	11.0
Oakland	30	77	.280	30.5	Kansas City	32	75	.299	22.0	New York	55	51	.519	22.0

## END OF AUGUST

WEST	W	L	PCT.	GB	CENTRAL	W	L	PCT.	GB	EAST	W	L	PCT.	GB
Seattle	76	57	.571	—	Minnesota	69	65	.515	—	Baltimore	83	50	.624	—
Houston	77	58	.570	—	Cleveland	64	70	.478	5.0	Tampa Bay	82	52	.612	1.5
Texas	75	58	.564	1.0	Detroit	60	74	.448	9.0	Toronto	73	61	.545	10.5
<b>ANGELS</b>	<b>64</b>	<b>70</b>	<b>.478</b>	<b>12.5</b>	Chicago	53	81	.396	16.0	Boston	69	65	.515	14.5
Oakland	39	95	.291	37.5	Kansas City	41	94	.304	28.5	New York	65	68	.489	18.5



ANGELS RECORDS

All Records Exclusive of Shortened 1972, 1981, 1994, 1995 & 2020 Seasons (unless noted)

### SINGLE-SEASON GAMES WON-LOST

Most Games Played	163	1974 & 1969
Most Games Won	100	2008
Fewest Games Won	65	1980
Most Games Won, Home	54	2007 & 2002
Fewest Games Won, Home	30	1980
Most Games Won, Road	50	2008
Fewest Games Won, Road	24	1961
Best Record, Home	54-27	2007 & 2002
Best Record, Road	50-31	2008
Most Games Won, Before All-Star Break	57	2014 & 2008
Most Games Over .500 at All-Star Break	20 (57-37)	2014
Highest Won-Lost Pct.	.617 (100-62)	2008
Lowest Won-Lost Pct.	.406 (65-95)	1980
Most Games Lost	95	1980 & 1968
Most Games Lost, Home	51	1980
Fewest Games Lost, Home	27	2007 & 2002
Most Games Lost, Road	55	1961
Most Shutouts Participated	44	1964
Most Shutouts Won	28	1964
Most Shutouts Won, Home	18	1964
Most Shutouts Won, Road	12	1989
Most Shutouts Lost	23	1971
Most Shutouts Lost, Home	11	1972 & 1971
Most Shutouts Lost, Road	15	1969
Fewest Times Shutout	3	2014 & 1982
Fewest Times Shutout, Home	0	2000
Fewest Times Shutout, Road	0	2014
Most One-Run Games	63	1967 & 1964
Most One-Run Games Won	37	1966
Most Games Won vs. One Club	15	2010 (Seattle) & 2005 (Texas)
Most Games Won vs. One Club, Home	9	1967 (Oakland)
Most Games Won vs. One Club, Road	9	2014 (Texas)
Most Games Lost vs. One Club	15	2021 (Oakland), 2013 (Texas) & 2001 (Seattle)
Most Games Lost vs. One Club, Home	8	2021 (Oakland), 2001 (Seattle) & 1975 (Kansas City)
Most Games Lost vs. One Club, Road	9	2013 (Texas), 1965 (Chicago) & 1961 (New York)
Most Extra-Inning Games Won	13	1976
Best Extra-Inning Record	11-3 (.786)	1985
Most Extra-Inning Games Lost	14	1983
Most 1-0 Games Won	10	1964
Most 1-0 Games Lost	5	1971, 1968 & 1967
Most Games Won, Homestand	11	2011 (June 27-July 20) & 1962 (July 6-25)
Best Homestand Record (min. 7 games)	7-0	2004 (May 3-9)
Most Games Lost, Homestand	12	1974 (June 27-July 10)
Worst Homestand Record (min. 7 games)	1-9	1980 (June 6-15)
Most Games Won, Road Trip	14	1962 (June 15-July 4)
Best Road Trip Record	6-0 (4th time)	last time; 2018 (Apr. 9-14)
Most Games Lost, Road Trip	18	1961 (May 30-June 18)
Worst Road Trip Record	0-10	1969 (May 16-25)
Most Four-Game Sweeps	5	2014
Best Month	22-6	1998 (June)
Worst Month	6-21	1980 (June)
Most Games Won vs. RHP	75	2007
Most Games Lost vs. RHP	73	1999
Most Games Won vs. LHP	37	2009
Most Games Lost vs. LHP	43	1983
<b>Most Players Used</b>	<b>66</b>	<b>2023 &amp; 2022</b>
Fewest Players Used	32	1978
Most Pitchers Used	40	2021
Fewest Pitchers Used	13	1978
<b>Most Times Using Injured List</b>	<b>42</b>	<b>2023</b>
<b>Most Players Placed on Injured List</b>	<b>35</b>	<b>2023</b>

# ANGELS RECORDS

## SEASON

### SINGLE-SEASON TEAM BATTING

Highest Average	.285	2009
Lowest Average	.227	1968
Highest Average with RISP	.297	2009
Highest Slugging Pct.	.472	2000
Lowest Slugging Pct.	.318	1976 & 1968
Most At-Bats	5,686	1996
Most Runs	.883	2009
Fewest Runs	.498	1968
Most Total Bases	2,659	2000
Most Hits	1,604	2009
Fewest Hits	1,209	1968
Most Players, 100-or-more Hits	10	2009 (MLB Record - tied)
Most Players, 50-or-more RBI	11	2009 (MLB Record)
Most One-Base Hits	1,132	2004
Most Two-Base Hits	333	2002
Most Three-Base Hits	54	1966
Most Home Runs	.236	2000
Fewest Home Runs	.55	1975
Most Grand Slams	.8	1983 & 1979
Most Home Runs, Home:		
Angel Stadium	130	2000
Anaheim Stadium	104	1996
Chavez Ravine	50	1962
Wrigley Field	122	1961
Fewest Home Runs, Home	.24	1976, 1975 & 1963
<b>Most Home Runs, Road</b>	<b>107</b>	<b>2023</b>
Fewest Home Runs, Road	.31	1975
Most Extra-Base Hits	.579	2000
Most Runs Batted In	.841	2009
Most Game-Winning RBI	.98	2002
Most Pinch-Hits	.59	1961
Fewest Pinch-Hits	.10	2021
Most PH Home Runs	.9	1987
Most PH RBI	.38	1973
Highest PH Average	.333	1982
Most Hits, DH	196	1979
Fewest Hits, DH	121	2001
<b>Most Home Runs, DH</b>	<b>49</b>	<b>2023</b>
Fewest Home Runs, DH	.8	2001
Most RBI, DH	134	1979
Fewest RBI, DH	.56	2001
Highest Average, DH	.318	1979
Most Strikeouts	1,539	2022
Most Players, 100-or-more Strikeouts	8	2022
Fewest Strikeouts	.682	1978
Most Stolen Bases	.220	1975
Highest Stolen Base Pct.	80.2	2018 & 2012
Most Caught Stealing	.108	1975
Most Sacrifice Hits	.114	1982
Most Sacrifice Flies	.65	2007
Most Base on Balls	.681	1961
Fewest Base on Balls	.416	1992
<b>Most Hit by Pitcher</b>	<b>79</b>	<b>2023</b>
Most Grounded into Double Plays	.150	2013
Fewest Grounded into Double Plays	.95	2022
Most Left on Base	1,209	1996
Fewest Left on Base	.975	1992



### CLUB FIELDING

Highest Percentage	.987	2018
Lowest Percentage	.969	1961
Most Putouts	4,448	2014
Fewest Putouts	4,264	2016
Most Assists	2,077	1983
<b>Fewest Assists</b>	<b>1,284</b>	<b>2023</b>
Most Total Chances	6,653	1983
<b>Fewest Total Chances</b>	<b>5,674</b>	<b>2023</b>
Most Errors	.192	1961
Fewest Errors	.76	2018
Most Errorless Games	105	2018
Most Double Plays	203	1985
Most Passed Balls	30	1969

### CLUB PITCHING

Lowest ERA	2.91	1964
Highest ERA	5.30	1996
Lowest WHIP (Walks/Hits per IP)	1.22	2014 & 1968
Most Complete Games	.72	1973
Fewest Complete Games	0	2019
Most Innings Pitched	1,482.2	2014
Fewest Innings Pitched	1,421.1	2016
Most Hits	1,636	1983
Fewest Hits	1,234	1968
Most Runs	943	1996
Fewest Runs	551	1964
Most Earned Runs	847	1996
Fewest Earned Runs	469	1964
Most Base on Balls	.713	1961
Fewest Base on Balls	.443	2005
Most Strikeouts	1,453	2021
Fewest Strikeouts	.668	1983
Most Strikeouts, Starters	855	1973
Most Strikeouts, Relievers	.764	2019
Most Strikeouts per 9 IP	9.20	2021
<b>Most Holds</b>	<b>97</b>	<b>2023</b>
Most Saves	.66	2008
Fewest Saves	.12	1974
<b>Most Blown Saves</b>	<b>29</b>	<b>2023</b>
Most Shutouts	.28	1964
Fewest Shutouts	.1	2001
Most Home Runs	.267	2019
Fewest Home Runs	.91	1965
Most Grand Slams	.10	2003
<b>Most Hit Batsmen</b>	<b>88</b>	<b>2023</b>
Most Wild Pitches	.98	2019
Most Balks	.37	1988
Most Pitchers Used	.40	2021
Most Starting Pitchers Used	.19	2019
Fewest Starting Pitchers Used	.6	2004
Most Starters, 10-or-more wins	.5	2008
Most Pitchers, 10-or-more wins	.6	2008

# ANGELS RECORDS

## SEASON

### INDIVIDUAL BATTING

#### HIGHEST AVERAGE

Right-Handed	337	2004 (Vladimir Guerrero)
Left-Handed	355	2000 (Darin Erstad)
Switch-Hitter	330	2007 (Chone Figgins)
Most Games	162	1979 (Don Baylor)

Most At-Bats	689	1971 (Sandy Alomar)
Most Runs	129	2012 (Mike Trout)

#### MOST HITS

Right-Handed	206	2004 (Vladimir Guerrero)
Left-Handed	240	2000 (Darin Erstad)
Switch Hitter	186	2005 (Chone Figgins)

#### MOST ONE-BASE HITS

Right-Handed	156	1970 (Alex Johnson)
Left-Handed	170	2000 (Darin Erstad)
Switch Hitter	148	1971 (Sandy Alomar)

#### MOST TWO-BASE HITS

Right-Handed	50	2012 (Albert Pujols)
Left-Handed	56	2002 (Garret Anderson)
Switch Hitter	43	2009 (Kendrys Morales)

#### MOST THREE-BASE HITS

Right-Handed	13	1968 (Jim Fregosi)
Left-Handed	13	1975 (Mickey Rivers)
Switch Hitter	17	2004 (Chone Figgins)

#### MOST HOME RUNS

Right-Handed	47	2000 (Troy Glaus)
Left-Handed	46	2021 (Shohei Ohtani)
Switch Hitter	34	2009 (Kendrys Morales)
Leadoff Position	30	2012 (Mike Trout)
Leading Off Game	7	1987 (Brian Downing)
Road	24	2019 (Mike Trout)

Month	15	2023 (June - Shohei Ohtani)
Grand Slams	3	2002 (David Eckstein)
		1979 & 1978 (Joe Rudi)

#### MOST HOME RUNS, HOME

Angel Stadium	26	2021 (Shohei Ohtani)
Anaheim Stadium	23	1993 (Tim Salmon)
Chavez Ravine	13	1962 (Leon Wagner)
Wrigley Field	19	1961 (Leon Wagner)

#### MOST EXTRA-BASE HITS

Most Extra-Base Hits	88	2002 (Garret Anderson)
----------------------	----	------------------------

#### MOST RBI

Right-Handed	139	1979 (Don Baylor)
Left-Handed	123	2002 & 2001 (Garret Anderson)
Switch Hitter	112	1993 (Chili Davis)
Month	34	1979 (July - Don Baylor)
		1995 (July - Jim Edmonds)
Most Game-Winning RBI	21	1982 (Don Baylor)

#### MOST TOTAL BASES

Right-Handed	366	2004 (Vladimir Guerrero)
Left-Handed	366	2000 (Darin Erstad)
Switch Hitter	322	2009 (Kendrys Morales)

#### MISC.

Highest Slugging Pct.	.654	2023 (Shohei Ohtani)
Highest On-Base Pct.	460	2018 (Mike Trout)
Highest Pinch-Hit Average (20+ AB)	435	1964 (Willie Smith; 10/23)
Most At-Bats Pinch-Hitter	56	1973 (Winston Llenas)
Most Hits, PH	16	1973 (Winston Llenas)
Most Home Runs, PH	4	1996 (Jack Howell)
Most RBI, PH	18	1973 (Winston Llenas)

### INDIVIDUAL BATTING (CONTINUED)

Most Times On Base	309	2013 (Mike Trout)
Most Runs Created	142	2013 (Mike Trout)
Highest Designated Hitter Average ★	.349	1979 (Don Baylor)
Most At-Bats, DH	.608	1982 (Don Baylor)
Most Hits, DH	160	1982 (Don Baylor)
<b>Most Home Runs, DH</b>	<b>44</b>	<b>2023 (Shohei Ohtani)</b>
Most RBI, DH	112	1993 (Chili Davis)
Most Strikeouts	189	2021 (Shohei Ohtani)
Most Stolen Bases	70	1975 (Mickey Rivers)
Highest Stolen Base Pct.	92.3 (24/26)	2018 (Mike Trout)
Most Caught Stealing	24	1993 (Chad Curtis & Luis Polonia)
Most Base on Balls	122	2018 (Mike Trout)
Most Intentional Base on Balls	28	2007 (Vladimir Guerrero)
Most Sacrifice Hits	26	1982 (Tim Foli)
Most Sacrifice Flies	13	1979 (Dan Ford)
Most Hit by Pitch	27	2002 (David Eckstein)
Most Grounded Into Double Plays	28	2014 (Albert Pujols)

★ Based on 250-or-more At-Bats

### INDIVIDUAL PITCHING

#### LOWEST ERA

Starter (in starts only)	1.57	1964 (Dean Chance)
Reliever (in relief outings only)	1.31	1964 (Bob Lee)

#### MOST GAMES WON

RHP	22	1974 (Nolan Ryan)
LHP	22	1970 (Clyde Wright)
Home	13	1973 & 1972 (Nolan Ryan)
Road	13	2002 (Jarrod Washburn)
Reliever	12	1967 (Minnie Rojas)
		1966 (Jack Sanford)

#### MOST GAMES LOST

RHP	19	1991 (Kirk McCaskill)
LHP	19	1974 (Frank Tanana)
		1973 (Clyde Wright)
		1967 (George Brunet)
Most Games	78	2005 (Scot Shields)
Most Games Started	41	1974 (Nolan Ryan)
Most Complete Games	26	1974 & 1973 (Nolan Ryan)
Most Scoreless Appearances	67	2014 (Joe Smith)
Most Saves, RHP	62 (MLB Record)	2008 (Francisco Rodriguez)
Most Saves, LHP	48	2009 (Brian Fuentes)
Most Saves, Month	12	2008 (July - Francisco Rodriguez)
		2006 (Aug. - Francisco Rodriguez)
		2005 (Sept. - Francisco Rodriguez)
		1991 (Sept. - Bryan Harvey)
Best Save Pct. (min. 30 SVO)	.929 (39/42)	2001 (Troy Percival)
Most Shutouts	11	1964 (Dean Chance)
Most Innings	332.2	1974 (Nolan Ryan)
Most Hits	287	1983 (Tommy John)
Fewest Hits ★	124	2022 (Shohei Ohtani)
		2014 (Garrett Richards)
Most Runs	130	1988 (Mike Witt)
Fewest Runs ★	45	2022 (Shohei Ohtani)
Most Earned Runs	118	1996 (Jim Abbott)
Fewest Earned Runs ★	43	2022 (Shohei Ohtani)
Most Base on Balls	204	1977 (Nolan Ryan)
Fewest Base on Balls ★	28	2005 (Paul Byrd)
Most Strikeouts	383 (MLB Record)	1973 (Nolan Ryan)
Fewest Strikeouts ★	47	1984 (Tommy John)
Most Games, 10-or-more Strikeouts	23	1973 (Nolan Ryan)
Most Home Runs	40	2002 (Ramon Ortiz)
		1996 (Shawn Boskie)
Most Hit Batsmen	21	1969 (Tom Murphy)
Most Wild Pitches (as Starter)	22	2014 (Garrett Richards)
Most Wild Pitches (as Reliever)	13	2004 (Kevin Gregg)
Most 1-0 Victories	6	1964 (Dean Chance)
Most Games Finished	69	2008 (Francisco Rodriguez)
Highest Won-Lost Percentage (min. 15 decisions)	.800 (20-5)	2012 (Jerred Weaver)
	.800 (16-4)	2014 (Matt Shoemaker)

★ Based on 162-or-more innings pitched

# ANGELS RECORDS

## GAME

### CLUB GENERAL

Players Used, Game.....	25.....	2017 (Sept. 4 at OAK; 11 inn.) 2014 (Sept. 16 vs. SEA) 1986 (Sept. 10 at CLE; 14 inn.) 2020 (July 31 vs. HOU)
Longest Game Time, Home (9 Innings).....	4:21.....	2017 (Sept. 1 at TEX)
Longest Game Time, Road (9 Innings).....	4:33.....	1972 (May 6 vs. MIL)
Shortest Game Time, Home (9 Innings).....	1:31.....	1963 (Sept. 25 at NYY)
Shortest Game Time, Road (9 Innings).....	1:38.....	2014 (Aug. 9 vs. BOS; 19 inn.)
Longest Game Time, Extra Innings, Home.....	6:32.....	2013 (Apr. 29 at OAK; 19 inn.)
Longest Game Time, Extra Innings, Road.....	6:32.....	1982 (Apr. 13 vs. SEA)
Longest Game, Innings, Home.....	20.....	1971 (July 9 at OAK)
Longest Game, Innings, Road.....	20.....	1986 (Aug. 15 at MIN) 1982 (Sept. 18 at TOR)
Most Left On Base (9 Innings).....	17.....	1968 (Aug. 21 vs. BAL - 15 inn.) 1998 (May 12 at CWS) 1975 (Aug. 8 vs. NYY) 1966 (May 1 at BOS) 1963 (Aug. 23 at WAS)
Most Left On Base, Extra Innings.....	20.....	2023 (June 24 at COL)
Most Double Plays Turned by Angels.....	6.....	2002 (May 10 vs. CWS) 2018 (Sept. 20 at OAK)
<b>Largest Winning Margin.....</b>	<b>24 (25-1).....</b>	<b>2021 (Aug. 19 at DET; 13-10 win; Trailed 2-10 in 6th inn.) 1986 (Aug. 29 vs. DET; 13-12 win; Trailed 3-11 in 7th inn.)</b>
Largest Winning Margin, Home.....	19 (19-0).....	1997 (July 31 vs. CWS; 14-12 loss)
Largest Losing Margin.....	18 (21-3).....	2000 (Sept. 30 vs. SEA)
Largest Deficit Overcome, Win.....	8.....	1975 (June 27 vs. OAK)
Largest Deficit Overcome, Loss.....	9.....	1963 (Apr. 16 at MIN - 13 inn.)
Most Runs, Both Clubs.....	30 (9-21).....	
Most Errors, 9 Innings.....	6.....	
Most Errors, Extra Innings.....	6.....	

### CLUB BATTING

<b>Most Runs.....</b>	<b>25 (25-1).....</b>	<b>2023 (June 24 at COL)</b>
Most Runs, Home.....	21 (21-6).....	2004 (Aug. 25 vs. KC)
<b>Most Runs, Inning.....</b>	<b>13.....</b>	<b>2023 (June 24 at COL - 3rd inn.)</b> 1997 (May 12 vs. CWS - 7th inn.) 1978 (Sept. 14 at TEX - 9th inn.)
Most Runs, Extra Inning (Single Inning).....	9.....	2009 (Aug. 16 at BAL, 13th inn.)
Most Hits.....	28.....	2023 (June 24 at COL)
<b>Most Hits, Inning.....</b>	<b>11.....</b>	<b>1997 (May 12 vs. CWS - 7th inn.)</b> 1966 (Apr. 30 at BOS - 8th inn.)
Most Hits, 1st Inning.....	10.....	2013 (Apr. 20 vs. DET)
Most Total Bases.....	52.....	1980 (June 20 at BOS)
Most Total Bases, Inning.....	24.....	1966 (Apr. 30 at BOS - 8th inn.)
Most One-Base Hits.....	20.....	1967 (Aug. 23 at CLE)
Most Two-Base Hits.....	10.....	1999 (Apr. 12 at TEX)
Most Three-Base Hits.....	3 (16th time).....	last time; 2011 (Sept. 2 vs. MIN)
Most Home Runs.....	7.....	2022 (Aug. 4 vs. OAK) 2003 (June 4 at MON - Puerto Rico)
<b>Most Home Runs, Inning.....</b>	<b>4.....</b>	<b>2023 (June 24 at COL - 3rd inn.)</b> 2000 (May 28 at KC - 5th inn.)
Most Home Runs, Both Clubs.....	11.....	2019 (May 23 vs. MIN; LAA - 3, MIN - 8) 1994 (July 1 at BAL; CAL - 5, BAL - 6) 2000 (Sept. 24 at TEX)
Most Walks, 9 Innings.....	14.....	1976 (May 8 vs. CLE - 13 inn.)
Most Walks, Extra Innings.....	14.....	2022 (July 3 at HOU)
Most Strikeouts, 9 Innings.....	20.....	1971 (July 9 at OAK - 20 inn.)
Most Strikeouts, Extra Innings.....	26.....	1981 (Aug. 25 vs. BOS)
Most Stolen Bases.....	7.....	1980 (June 20 at BOS)
Most Stolen Bases, Inning.....	4 (5th time).....	last time; 1997 (June 28 at SEA, 7th inn.)
Most Steals of Home.....	2.....	1966 (Sept. 3 vs. WAS)
Most Steals by Opponent.....	8.....	2016 (Aug. 12 at CLE)
Most Extra-Base Hits.....	13.....	1980 (June 20 at BOS) 1979 (Aug. 25 at TOR)
Most Pinch-Hitters Used.....	7.....	1968 (Sept. 4 vs. CLE)

### CLUB PITCHING

Most Runs Allowed	21	2018 (Sept. 20 at OAK)
		2000 (Sept. 30 vs. SEA)
Most Runs Allowed, Home	21	2000 (Sept. 30 vs. SEA)
Most Runs Allowed, Road	21	2018 (Sept. 20 at OAK)
Most Runs Allowed, Inning	13	1996 (July 5 at OAK - 1st inn.)
		1990 (July 8 at MIL - 5th inn.)
Most Hits Allowed	26	1980 (Aug. 28 at BAL)
Most Hits Allowed, Inning	10	1990 (July 8 at MIL - 5th inn.)
Most Two-Base Hits Allowed	9	2009 (Aug. 14 at BAL)
Most Three-Base Hits Allowed	4	1973 (July 26 G1 at TEX)
Most Home Runs Allowed	8	2019 (May 23 vs. MIN)
		2005 (June 30 at TEX)
		1996 (June 27 vs. OAK)
Most Home Runs Allowed, Inning	4	2000 (May 26 at KC - 6th inn.)
		1995 (Sept. 5 at BAL - 2nd inn.)
		1963 (July 31 at CLE - 6th inn.)
		2000 (May 7 @ SEA)
Most Base on Balls Allowed, 9 Innings	12 (6th time)	1994 (Aug. 6 vs. CWS, 10 inn.)
Most Base on Balls Allowed, Extra Innings	13	1992 (July 12 at DET, 10 inn.)
		2012 (Sept. 25 at SEA)
Most Strikeouts, 9 Innings	20	2004 (June 8 vs. MIL, 17 inn.)
Most Strikeouts, Extra Innings	26	2018 (Aug. 12 vs. OAK)
Most Hit Batsmen	5	2001 (June 7 vs. OAK)
		2009 (June 22 vs. COL)
Most Wild Pitches	6	1991 (Apr. 13 at MIN)
		2020 (July 31 vs. HOU)
Most Pitchers Used, 9 Innings	9 (5th time)	2017 (Sept. 4 at OAK, 11 inn.)
Most Pitchers Used, Extra Innings	12	

### INDIVIDUAL BATTING

<b>Most At-Bats (9 Innings)</b>	<b>7</b>	<b>Shohei Ohtani</b>	<b>2023 (June 24 at COL)</b>
		Jim Edmonds	1995 (June 29 at TEX)
		Wally Joyner	1986 (Aug. 5 at MIN)
		Don Baylor	1979 (Aug. 25 at TOR)
		Albie Pearson	1961 (July 21 vs. WAS)
Most At-Bats (Extra Innings)	9	Albert Pujols	2014 (Aug. 9 vs. BOS; 19 inn.)
		Brendan Harris, Howie Kendrick	2013 (Apr. 29 at OAK; 19 Inn.)
		Don Baylor	1982 (Apr. 13 vs. SEA; 20 inn.)
<b>Most Runs</b>	<b>5</b>	<b>Mickey Moniak</b>	<b>2023 (June 24 at COL)</b>
		C.J. Cron	2016 (July 2 at BOS)
		Mark Trumbo	2013 (Sept. 10 at TOR)
		Erick Aybar	2011 (Sept. 18 at BAL)
		Tim Salmon	1998 (Apr. 12 at CLE)
Most Hits	6	C.J. Cron	2016 (July 2 at BOS - 9 inn.)
		Chone Figgins	2007 (June 18 vs. HOU - 9 inn.)
		Garret Anderson	1996 (Sept. 27 at TEX - 15 inn.)
<b>Most Hits, Inning</b>	<b>2</b>	<b>Several times; last - Brandon Drury, Mickey Moniak; 2023 (June 24 vs. COL - 3rd inn.)</b>	
Most Hits, Extra Innings	6	Garret Anderson	1996 (Sept. 27 at TEX)
<b>Most Two-Base Hits</b>	<b>3</b>	<b>Several times; last - Mickey Moniak</b>	
Most Three-Base Hits	2	Several times; last - Shohei Ohtani	2021 (Sept. 25 vs. SEA)
Most Home Runs, Game	3	Torii Hunter	2009 (June 13 vs. SD)
		Garret Anderson	2003 (June 4 at MON - Puerto Rico)
		Troy Glaus	2002 (Sept. 15 vs. TEX)
		Dave Winfield	1991 (Apr. 13 at MIN)
		Wally Joyner	1987 (Oct. 3 vs. CLE)
		Reggie Jackson	1986 (Sept. 18 vs. KC)
		Doug DeCinces	1982 (Aug. 8 at SEA)
			1982 (Aug. 3 vs. MIN)
		Fred Patek	1980 (June 20 at BOS)
		Carney Lansford	1979 (Sept. 1 at CLE)
		Leroy Stanton	1973 (July 10 at BAL)
		Lee Thomas	1961 (Sept. 5 at COL)
<b>Most Extra-Base Hits</b>	<b>4</b>	<b>12 times; last - Mickey Moniak</b>	
Most Total Bases	15	Dave Winfield	1991 (Apr. 13 at MIN)
Most RBI	10	Garret Anderson	2007 (Aug. 21 vs. NYY)
<b>Most Base on Balls, 9 Innings</b>	<b>4</b>	<b>Several times; last - Logan O'Hoppe</b>	
Most Base on Balls, Extra Innings	5	Albie Pearson	1963 (Apr. 24 at DET - 15 inn.)
			1961 (June 25 vs. BAL - 14 inn.)
Most Intentional Base on Balls	3	Three times; last - Mike Trout	2018 (May 1 vs. BAL)
<b>Most Strikeouts, 9 Innings</b>	<b>3</b>	<b>Several times, last - Logan O'Hoppe</b>	
Most Strikeouts, Extra Innings	6	Bill Cowan	1971 (July 9 at OAK)
		Rick Reichardt	1966 (May 31 vs. CLE)
Most Grounded Into Double Plays	3	Four times; last - Josh Hamilton	2013 (June 18 vs. SEA)
Most Stolen Bases	3	Four times; last - Cameron Maybin	2017 (June 9 at HOU)
Most Caught Stealing	3	Luis Polonia	1993 (May 24 at SEA)



# ANGELS RECORDS

## GAME

### INDIVIDUAL PITCHING

Perfect Game	Mike Witt	1984 (Sept. 30 at TEX)
No-Hitters, Angels (incl. combined)	Reid Detmers	2022 (May 10 vs. TB)
	Taylor Cole (2 IP), Félix Peña (7 IP)	2019 (July 12 vs. SEA)
	Jered Weaver	2012 (May 2 vs. MIN)
	Ervin Santana	2011 (July 27 at CLE)
	Mark Langston (7 IP), Mike Witt (2 IP)	1990 (Apr. 11 vs. SEA)
	Mike Witt	1984 (Sept. 30 at TEX - Perfect Game)
	Nolan Ryan (4 no-hitters)	1975 (June 1 vs. BAL)
		1974 (Sept. 28 vs. MIN)
		1973 (July 15 at DET)
		1973 (May 15 at KC)
	Clyde Wright	1970 (July 3 vs. OAK)
	Bo Belinsky	1962 (May 5 vs. BAL)
No-Hitters, Opponents (incl. combined)	Eric Milton	1999 (Sept. 11 at MIN)
	Kenny Rogers	1994 (July 28 at TEX - Perfect Game)
	Joe Cowley	1986 (Sept. 19 vs. CWS)
	Bert Blyleven	1977 (Sept. 22 vs. TEX)
	Dennis Eckersley	1977 (May 30 at CLE)
	V. Blue (5 IP), G. Abbott (1 IP), P. Lindblad (1 IP), R. Fingers (2 IP)	1975 (Sept. 28 at OAK)
	Earl Wilson	1962 (June 26 at BOS)
<b>One-Hitters, Angels (individual)</b>	<b>(last time - Shohei Ohtani)</b>	<b>2023 (July 27 at DET, Game 1)</b>
One-Hitters, Opponents (individual)	(last time - Mike Leake)	2019 (July 19 at SEA)
Most Earned Runs Allowed	Scott Kazmir	2010 (July 10 at OAK)
Most Hits Allowed	John Lackey	2008 (July 10 at TEX - 5.2 IP)
	Paul Hartzell	1976 (Sept. 9 at KC - 8.2 IP)
<b>Most Home Runs Allowed</b>	<b>José Suarez</b>	<b>2023 (Apr. 24 vs. OAK)</b>
	Nick Tropeano	2018 (July 26 vs. CWS)
	Willie Fraser	1988 (Aug. 16 at NYY)
Most Base on Balls, 9 Innings	Andy Hassler	1974 (Sept. 4 at OAK)
	Nolan Ryan	1974 (Apr. 5 at CWS)
Most Base on Balls, Extra Innings	Rudy May	1973 (Sept. 17 at OAK - 12.2 IP)
Most Base on Balls, Inning (No IBB)	(last time - Shohei Ohtani)	2020 (Aug. 2 vs. HOU)
Most Strikeouts, 9 Innings	Nolan Ryan	1974 (Aug. 12 vs. BOS)
Most Strikeouts, Extra Innings	Nolan Ryan	1977 (June 8 vs. TOR - 10 IP)
		1974 (Aug. 20 vs. DET - 11 IP)
		1974 (June 14 vs. BOS - 13 IP)
Most Strikeouts, Inning	Luke Bard	2019 (Apr. 22 vs. NYY, 14th inn.)
	Zack Greinke	2012 (Sept. 25 vs. SEA, 4th inn.)
	Scott Shields	2008 (June 21 at PHI, 8th inn.)
	Chuck Finley (twice)	1999 (Aug. 15 at DET, 1st inn. & May 12 at NYY, 3rd inn.)
	Ryne Duren	1961 (May 18 vs. CWS, 7th inn.)
Most Hit Batsmen	Scott Schoeneweis	2001 (June 7 vs. OAK)
	Omar Olivares	1999 (June 13 vs. ARI)
	Steve Sparks	1999 (May 22 at TB)
	Ken McBride	1964 (Apr. 23 vs. CLE)
Striking Out the Side, 9 Pitches	Reid Detmers	2022 (July 31 vs. TEX - 2nd inn.)
	Garrett Richards	2014 (June 4 at HOU - 2nd inn.)
	Nolan Ryan	1972 (July 9 vs. BOS - 2nd inn.)

### MOST HOME RUNS IN A MONTH

MONTH	PLAYER	HR	YEAR
March/April	Mike Trout	10	2018
May	Mo Vaughn	13	2000
<b>June</b>	<b>Shohei Ohtani</b>	<b>15</b>	<b>2023</b>
<b>July</b>	<b>Mike Trout</b>	<b>13</b>	<b>2019</b>
August	Bobby Bonds	12	1977
September	Mike Trout	10	2022
	Vladimir Guerrero	10	2004
	Mo Vaughn	10	1999
Sept./Oct.	Mike Trout	12	2022

### MOST RBI IN A MONTH

MONTH	PLAYER	RBI	YEAR
March/April	Don Baylor	28	1979
May	Mo Vaughn	28	1999
June	Vladimir Guerrero	30	2004
July	Jim Edmonds	34	1995
	Don Baylor	34	1979
August	Kendrys Morales	33	2009
September	Garret Anderson	27	2000
	Mo Vaughn	27	1999
	Don Baylor	27	1978
	Bob Oliver	27	1973
	Frank Robinson	27	1973
Sept./Oct.	Mo Vaughn	29	1999

# ANGELS RECORDS

## CONSECUTIVE

### CLUB GENERAL

Games Won	11	1964 (June 16-26)
Games Won, Home	12	1967 (July 4-Aug. 4)
Games Won, Road	11	2018 (Mar. 30-Apr. 24)
Games Won Vs. One Club	14	1988 (July 6-Aug. 2) vs. DET (May 8, 2002-Aug. 23, 2003)
Games Won vs. One Club, Home	11	vs. DET (May 8, 2002-May 5, 2004)
Games Won vs. One Club, Road	9	vs. KC (Aug. 29, 2003-July 3, 2005) vs. KC Athletics (July 25, 1964-May 2, 1965)
Doubleheaders Won	5	1964 (July 12-26)
Come-From-Behind Wins	7	1996 (June 9-15)
Games Lost	14	2022 (May 25-June 8)
Games Lost, Home	15	1974 (June 30-July 28)
Games Lost, Road	14	1969 (Apr. 29-June 8)
Games Lost vs. One Club, Home	13	vs. CLE (July 18, 1973-July 13, 1975)
Games Lost vs. One Club, Road	12	vs. CWS (July 23, 1964-Apr. 12, 1966)
Errorless Games	14	4 times; last, 2017 (July 1-21)
Games Making Double Plays	18	1963 (Aug. 13-Sept. 1 - 38 DP)

### CLUB BATTING

Hits, Game (No BB/SF/HBP)	7	2009 (June 12 vs. SD - 4th inn.) 2002 (Aug. 31 vs. BAL - 2nd inn.) 1998 (July 29 vs. NYY - 4th inn.) 1988 (Aug. 27 vs. NYY - 2nd inn.) 1979 (May 13 at NYY - 9th inn.)
Hits, Game (Including BB/SF/HBP)	11	1997 (May 12 vs. CWS - 7th inn.)
Consecutive Batters Reaching Base Safely, Game	10	1979 (July 4 vs. OAK - 8th inn.) 1978 (Sept. 14 at TEX - 9th inn.)
Games with a Home Run	19	June 26-July 21, 2023 (36 Total)
Games with a Double	34	May 19-June 25, 2023 (72 Total)
Consecutive Home Runs	3	last time - Mike Trout, Brandon Drury, Matt Thaiss 2023 (June 24 at COL)
Stolen Bases	21	Sept. 22, 2017 - Apr. 24, 2018

### CLUB PITCHING

Complete Games	7	1972 (Sept. 21-27)
Shutouts	3	1976-77 (Oct. 3, 1976-Apr. 4, 1977) 1974 (Sept. 28-Oct. 1) 1965 (July 9-11)
Shutout Innings Pitched	32.2	1974 (Sept. 28-Oct. 2)
Games With Save	6	2005 (Sept. 17-23) 1996 (June 10-15)
Innings, No Home Runs	100.2	1974 (July 22-Aug. 6)
Games Allowing a Home Run	22	2019 (June 14-July 7; 35 total)

### INDIVIDUAL BATTING

Games Played	648	Sandy Alomar	May 16, 1969-May 20, 1973
Games Hitting Safely	28	Garret Anderson	1998 (June 28-July 31)
Games Reaching Base Safely	63	Orlando Cabrera	2006 (Apr. 25-July 6)
Hits (Consecutive PAs - no BB/SF/HBP)	9	Bengie Molina	2001 (Aug. 20-23)
Times on Base Safely	12	Bobby Grich	1984 (Sept. 14-17)
Games with Home Run	7	Mike Trout	2022 (Sept. 4-12)
Games with RBI	12	Garret Anderson	2007 (Aug. 26-Sept. 7)
Games with One-or-More Runs	15	Mike Trout	2012 (July 5-23)
Stolen Bases	30	Mike Trout	2012 (June 5-Aug. 18)

## CYCLES IN ANGELS HISTORY

PLAYER	DATE	OPPONENT	VENUE
1. Jim Fregosi	July 28, 1964	vs. Yankees	Chavez Ravine
2. Jim Fregosi	May 20, 1968	vs. Red Sox	Anaheim Stadium
3. Dan Ford	Aug. 10, 1979	vs. Mariners	Anaheim Stadium
4. Dave Winfield	June 24, 1991	at Royals	Royals Stadium
5. Jeff DaVanon	Aug. 25, 2004	vs. Royals	Angel Stadium
6. Chone Figgins	Sept. 16, 2006	at Rangers	Ameriquet Field
7. Mike Trout	May 21, 2013	vs. Mariners	Angel Stadium
8. Shohei Ohtani	June 13, 2019	at Rays	Tropicana Field
9. Jared Walsh	June 11, 2022	vs. Mets	Angel Stadium

# ANGELS RECORDS

## CONSECUTIVE

### INDIVIDUAL PITCHING

Games Won	14	Chuck Finley	1997-98 (July 1-May 2)
Games Won, Season	12	Jarrod Washburn	2002 (Apr. 19-July 21)
Games Won, Start of Season	9	Jered Weaver (12 starts)	2006 (May 27-Aug. 18)
Games Won, Reliever	10	Darren Oliver	2008-09 (May 6-July 18)
		Jack Sanford	1966 (May 6-Aug. 4)
Complete Games Won	7	Nolan Ryan	1973 (Aug. 29-Sept. 27)
Games Lost	17	Andy Hassler	1975-76 (May 4-July 2)
Games Appeared	7	Clyde Wright	1969 (Aug. 1-9)
Complete Games	14	Frank Tanana	1977 (Apr. 29-July 3)
Shutouts	3	Nolan Ryan	1976-77 (Sept. 29-Apr. 7)
		Rudy May	1973 (Apr. 23-May 4)
		Nolan Ryan	1972 (Aug. 22-31)
		Jim McGlothlin	1967 (May 28-June 7)
		Dean Chance	1964 (July 11-19)
Shutout Innings	36.0	Jim McGlothlin	1967
Innings, No Home Runs	105.2	Greg Minton	1988-89 (June 18-June 10)
Strikeouts	8	Francisco Rodriguez	2002 (Sept. 18-25)
		Nolan Ryan	1973 (Aug. 7 at Milwaukee)
			1972 (July 9 vs. Boston)
Strikeouts, Two Consecutive Games	32	Nolan Ryan	1974 (Aug. 7 vs. CWS - 13 & Aug. 12 vs. BOS - 19)
Strikeouts, Three Consecutive Games	47	Nolan Ryan	1974 (Aug. 12 vs. BOS - 19, Aug. 16 vs. MIL - 9 & Aug. 20 vs. DET - 19)
Saves	25	Francisco Rodriguez	2008 (Apr. 14-June 11)

### ROOKIE SEASON RECORDS

#### INDIVIDUAL BATTING (QUALIFIED FOR BATTING TITLE)

Highest Average	.326	2012 (Mike Trout)
Highest On-Base Percentage	.399	2012 (Mike Trout)
Highest Slugging Percentage	.564	2012 (Mike Trout)
Highest OPS	.963	2012 (Mike Trout)
Most Games	162	1964 (Bobby Knoop)
Most At-Bats	639	1987 (Devon White)
Most Runs	129	2012 (Mike Trout)
Most Hits	182	2012 (Mike Trout)
Most Multi-Hit Games	56	2012 (Mike Trout)
Most Extra-Base Hits	67	1993 (Tim Salmon)
Most Two-Base Hits	35	1993 (Tim Salmon)
Most Three-Base Hits	11	2000 (Adam Kennedy)
Most Home Runs	31	1993 (Tim Salmon)
Most Consecutive Games w/ One-or-More HR	4 (5 total HR)	1993 (Tim Salmon; Aug. 16-19)
Most Total Bases	315	2012 (Mike Trout)
Most Runs Batted In	100	1986 (Wally Joyner)
Most Game-Winning RBI	14	1986 (Wally Joyner)
Most Stolen Bases	49	2012 (Mike Trout)
Longest Hitting Streak	21	2004 (Robb Quinlan)
Most Sacrifice Hits	16	2001 (David Eckstein)
Most Sacrifice Flies	12	1986 (Wally Joyner)
Most Hit by Pitch	21	2001 (David Eckstein)
Most Base on Balls	82	1993 (Tim Salmon)
Most Strikeouts	139	2012 (Mike Trout)

### LONGEST HITTING STREAKS IN ANGELS HISTORY

- |                                       |                                     |
|---------------------------------------|-------------------------------------|
| 1. Garret Anderson (1998) - 28 games  | 6. Sandy Alomar (1970) - 22 games   |
| 2. David Fletcher (2021) - 26 games   | T7. Darin Erstad (2005) - 21 games  |
| 3. Rod Carew (1982) - 25 games        | T7. Robb Quinlan (2004) - 21 games  |
| T4. Garret Anderson (2008) - 23 games | T7. Randy Velarde (1996) - 21 games |
| T4. Jim Edmonds (1995) - 23 games     | T7. Bobby Grich (1981) - 21 games   |

# ANGELS RECORDS

## ROOKIE SEASON

### STARTERS (QUALIFIED FOR ERA TITLE)

Lowest ERA	2.59	1967 (Rickey Clark)
Most Games Won	16	2014 (Matt Shoemaker)
Best Winning Pct.	800 (16-4)	2014 (Matt Shoemaker)
Consecutive Wins to Start Career	9	2006 (Jered Weaver)
Most Games Lost	19	1974 (Frank Tanana)
Fewest Games Lost	9	1997 (Jason Dickson)
Most Games★	39	1974 (Frank Tanana)
Most Starts	36	1961 (Ken McBride)
Most Complete Games	12	1974 (Frank Tanana)
Most Innings Pitched	268.2	1974 (Frank Tanana)
Most Hits Allowed	262	1974 (Frank Tanana)
Fewest Hits Allowed	144	1967 (Rickey Clark)
Most Runs Allowed	114	1961 (Ken McBride)
Fewest Runs Allowed	64	1976 (Paul Hartzell)
Most Earned Runs	99	1985 (Kirk McCaskill)
Fewest Earned Runs	50	1967 (Rickey Clark)
Most Base on Balls	122	1962 (Bo Belinsky)
Fewest Base on Balls	43	1976 (Paul Hartzell)
Most Strikeouts	180	1974 (Frank Tanana)
		1961 (Ken McBride)
Most Shutouts	4	1974 (Frank Tanana)
Lowest Batting Average Against	.216	1962 (Bo Belinsky)

★Tanana's total includes four relief appearances.

## ROOKIE SEASON

### RELIEVERS (AS A RELIEVER; MIN. 40 GAMES)

Lowest ERA	1.31	1964 (Bob Lee)
Most Games Won	11	1979 (Mark Clear)
Most Games	75	2013 (Dane De La Rosa)
Most Saves	32	2011 (Jordan Walden)
Most Innings Pitched	114	1987 (DeWayne Buice)
Most Hits Allowed	89	1982 (Luis Sanchez)
Fewest Hits Allowed	32	2002 (Brendan Donnelly)
Most Runs Allowed	48	1979 (Mark Clear)
Fewest Runs Allowed	13	2002 (Brendan Donnelly)
		1969 (Ken Tatum)
Most Earned Runs	44	1979 (Mark Clear)
Fewest Earned Runs	11	2008 (Jose Arredondo)
Most Base on Balls	68	1979 (Mark Clear)
Fewest Base on Balls	7	2016 (Deolis Guerra)
Most Strikeouts	109	1987 (DeWayne Buice)
Most Home Runs Allowed	12	1987 (DeWayne Buice)
Lowest Batting Average Against	.147	1995 (Troy Percival)

## BEST ANGELS CAREER EARNED RUN AVERAGES (MIN. 500 IP)

NAME	ERA	GS	INN	ER
1. Andy Messersmith	2.78	123	972.1	300
2. Dean Chance	2.83	168	1236.2	389
3. Troy Percival	2.99	0	586.2	195
4. Nolan Ryan	3.07	288	2181.1	743
5. Frank Tanana	3.08	218	1615.1	553
6. George Brunet	3.13	157	1047.1	364
7. Scot Shields	3.18	15	697.0	246
8. Paul Hartzell	3.27	50	512.1	186
9. Clyde Wright	3.28	189	1403.1	512
10. Jim McGlothlin	3.37	110	692.1	259



ANGELS IN THE POSTSEASON







### 1979 CALIFORNIA ANGELS

Following entry into the American League as an expansion club in 1961, the first postseason berth for the Angels franchise came in 1979. The Angels featured an offense that led the American League in runs scored with 866 and registered a .282 team average, marks which both established club records.

The magical season, considered by then-Owner Gene Autry as one of his proudest memories, was led by the MVP season of Don Baylor who recorded a .296 average with 36 home runs, and a league-leading 162 games played, 120 runs scored and 139 RBI. His 28 RBI in April led the league, and his 34 RBI in July established a club record. Baylor's accomplishments led to his selection as A.L. "Player of the Month" twice in '79.

Baylor, Dan Ford (101) and Bobby Grich (101) paced the club in RBI, while Baylor, Ford (100) and Carney Lansford (114) led the club in runs scored. The season would mark the first in an Angels' uniform for future Hall of Famer Rod Carew and the last for another headed to the Hall in Nolan Ryan.

The season featured countless memorable moments, both from an individual and team perspective. During an impressive three-game series prior to the All-Star break, the Angels swept the defending World Champion New York Yankees. Ryan would be denied his fifth no-hitter with the Angels in the ninth inning of a 6-1 win, July 13. Three home runs and a five-run eighth against Cleveland, Aug. 31 aided a 9-8 win that would put the club into first to stay. Frank Tanana was on the mound Sept. 25 and collected a 4-1 division-clinching victory against Kansas City to solidify the Angels' first trip to the American League Championship Series.

Despite leading in each of the first three games of the ALCS against Baltimore, the Angels were defeated by the Orioles, three games to one. Their performance against a club that finished regular season play with a 102-57 record was more than most expected.

In Game One at Baltimore, pinch-hitter John Lowenstein's three-run homer in the bottom of the 10th was the decisive blow in a 6-3 Baltimore win. California battled back from a 9-1 deficit in Game Two, scoring six runs in the final three innings during a 9-8 loss in Memorial Stadium.

Larry Harlow's dramatic run-scoring double in the bottom of the ninth in Anaheim in Game Three accounted for the only California win as the Orioles, behind Scott McGregor's six-hitter, won Game Four, 8-0.



A slogan often seen and heard during the 1979 campaign.



# CLUB POSTSEASON

## 1979

### 1979 ALCS - BALTIMORE VS. CALIFORNIA (BEST-OF-FIVE)

#### GAME 1 - Wednesday, October 3 at Baltimore (N)

CALIFORNIA	1	0	1	0	0	1	0	0	0	0	—	3	7	1
BALTIMORE	0	0	2	1	0	0	0	0	0	3	—	6	6	0

Ryan, Montague (8), and Downing; Palmer, Stanhouse (10) and Dempsey. WP—Stanhouse. LP—Montague. GWRBI—Lowenstein. HR—Ford, Lowenstein.  
Time—3:10 Attendance—52,787

#### GAME 2 - Thursday, October 4 at Baltimore (D)

CALIFORNIA	1	0	0	0	0	1	1	3	2	—	8	10	1
BALTIMORE	4	4	1	0	0	0	0	0	x	—	9	11	1

Frost, Clear (2), Aase (8) and Downing; Flanagan, Stanhouse (8) and Dempsey. WP—Flanagan. LP—Frost. SV—Stanhouse. GWRBI—Kelly. HR—Ford, Murray.  
Time—2:51 Attendance—52,108

#### GAME 3 - Friday, October 5 at California (N)

BALTIMORE	0	0	0	1	0	1	1	0	0	—	3	8	3
CALIFORNIA	1	0	0	1	0	0	0	0	2	—	4	9	0

D.Martinez, Stanhouse (9) and Skaggs; Tanana, Aase (6) and Downing. WP—Aase. LP—Stanhouse. GWRBI—Harlow. HR—Baylor.  
Time—2:59 Attendance—43,199

#### GAME 4 - Saturday, October 6 at California (D)

BALTIMORE	0	0	2	1	0	0	5	0	0	—	8	12	1
CALIFORNIA	0	0	0	0	0	0	0	0	0	—	0	6	0

McGregor and Dempsey; Knapp, LaRoche (3), Frost (4), Montague (7), Barlow (9) and Downing. WP—McGregor. LP—Knapp. GWRBI—Singleton. HR—Kelly.  
Time—2:56 Attendance—43,199

### ANGELS 1979 CHAMPIONSHIP SERIES STATISTICS

PLAYER-POSITION	G	AB	R	H	2B	3B	HR	RBI	AVG
Davis, PH	2	2	1	1	1	0	0	0	.500
Carew, 1B	4	17	4	7	3	0	0	1	.412
Ford, RF	4	17	2	5	1	0	2	4	.294
Lansford, 3B	4	17	2	5	0	0	0	3	.294
Miller, CF	4	16	2	4	0	0	0	0	.250
Downing, C	4	15	1	3	0	0	0	1	.200
Baylor, DH-LF	4	16	2	3	0	0	1	2	.188
Grich, 2B	4	13	0	2	1	0	0	2	.154
Harlow, LF-PH	3	8	0	1	1	0	0	1	.125
Anderson, SS	4	11	0	1	0	0	0	0	.091
Thon, PR-SS	1	0	1	0	0	0	0	0	.000
Campaneris, SS	1	0	0	0	0	0	0	0	.000
Rettenmund, PH-DH	2	2	0	0	0	0	0	0	.000
Clark, LF	1	3	0	0	0	0	0	0	.000
<b>Totals</b>	<b>4</b>	<b>137</b>	<b>15</b>	<b>32</b>	<b>7</b>	<b>0</b>	<b>3</b>	<b>14</b>	<b>.234</b>

PITCHER	G	IP	H	R	ER	BB	SO	W	L	ERA
Barlow	1	1	0	0	0	0	0	0	0	0.00
Ryan	1	7	4	3	1	3	8	0	0	1.29
Aase	2	5	4	1	1	2	6	1	0	1.80
Tanana	1	5	6	2	2	2	3	0	0	3.60
Clear	1	5.2	4	3	3	2	3	0	0	4.76
LaRoche	1	1.1	2	1	1	1	1	0	0	6.75
Knapp	1	2.1	5	2	2	1	0	0	1	7.71
Montague	2	4	4	4	4	2	2	0	1	9.00
Frost	2	4.1	8	10	9	5	1	0	1	18.69
<b>Totals</b>	<b>4</b>	<b>35.2</b>	<b>37</b>	<b>26</b>	<b>23</b>	<b>18</b>	<b>24</b>	<b>1</b>	<b>3</b>	<b>5.80</b>

No shutouts or saves.

CLUB POSTSEASON



## 1982 CALIFORNIA ANGELS

Considered by many as the best team in club history, the 1982 Angels were a solid group of established veterans and stars. In fact, the club boasted four former American League Most Valuable Players in the lineup (Don Baylor, Rod Carew, Reggie Jackson and Fred Lynn).

The '82 version of the Angels featured a punishing offense that saw nine players register at least 100 hits. Victory was especially satisfying for manager Gene Mauch, who last tasted success with the Philadelphia Phillies in 1964. Despite winning 93 games, the race for postseason play with Kansas City came down to the second to final game of the season when the Angels defeated Texas at home, 6-4.

It was the 1982 Angels, led by Baylor, who asked to have uniform No. 26 retired in order to honor Owner Gene Autry as the 26th player on the club. The gesture came on the final day of the season.

Each of California's nine starting position players registered at least 138 games played while five of them played 150-or-more games (Brian Downing - 158, Baylor - 157, Doug DeCinces & Reggie Jackson - 153 and Tim Foli - 150).

Outfielder Reggie Jackson, who ended his five tumultuous years with the Yankees by signing a four-year contract with the Angels, tied for the American League lead in home runs and set an Angels' record with 39. His 101 RBI also led the club.

Mauch's Angels used power and also created the phrase "little ball" as his offense led the A.L. with 114 sacrifice bunts. While Foli (26) and Bob Boone (23) combined for 49 sacrifices, 13 other Angels totaled at least one sacrifice, including Carew and Juan Beniquez, each with 16.

Two crowds of over 64,000 per game watched the Angels jump out to a 2-0 series lead against the Milwaukee Brewers. Baylor's five RBI in Game One led to an 8-3 triumph as left-hander Tommy John tossed a complete-game seven-hitter.

The following night, right-hander Bruce Kison limited Milwaukee to five hits during a 4-2 win in a game played in two hours and six minutes. The Angels had a commanding 2-0 series lead heading to Milwaukee.

With the series seemingly under control, the ALCS shifted in County Stadium where the Brewers won Game Three, 5-3, behind a solid outing from Don Sutton. A pair of three-run innings and three California errors resulted in a 9-5 setback in Game Four, setting the stage for a dramatic and decisive Game Five. Cecil Cooper's two-run single in the seventh off Luis Sanchez was the difference in a 4-3 Brewers' series clinching win.

Despite not moving on to the World Series, outfielder Fred Lynn was honored as the A.L. Champion Series Most Valuable Player with his .611 average (11/18).



L-R: Fred Lynn, Don Baylor, Reggie Jackson, Rod Carew



# CLUB POSTSEASON

## 1982

### 1982 ALCS RECAP

#### CALIFORNIA ANGELS VS. MILWAUKEE BREWERS

##### GAME 1 - Tuesday, October 5 at California (D)

MILWAUKEE	0	2	1	0	0	0	0	0	0	0	0	—	3	7	2
CALIFORNIA	1	0	4	2	1	0	0	0	0	x	—	—	8	10	0

Caldwell, Slaton (4), Ladd (7), Bernard (8) and Simmons; John and Boone. WP—John. LP—Caldwell. GWRBI—Baylor. HR—Thomas, Lynn.  
Time—2:31 Attendance—64,406

##### GAME 2 - Wednesday, October 6 at California (D)

MILWAUKEE	0	0	0	0	2	0	0	0	0	0	—	—	2	5	0
CALIFORNIA	0	2	1	1	0	0	0	0	0	x	—	—	4	6	0

Vuckovich and Simmons; Kison and Boone. WP—Kison. LP—Vuckovich. GWRBI—Foli. HR—Re. Jackson, Molitor.  
Time—2:06 Attendance—64,179

##### GAME 3 - Friday, October 8 at Milwaukee (D)

CALIFORNIA	0	0	0	0	0	0	0	3	0	—	—	—	3	8	0
MILWAUKEE	0	0	0	3	0	0	2	0	x	—	—	—	5	6	0

Zahn, Witt (4), Hassler (7), and Boone; Sutton, Ladd (8) and Simmons. WP—Sutton. LP—Zahn. SV—Ladd. GWRBI—Cooper. HR—Molitor, Boone.  
Time—2:41 Attendance—51,003

##### GAME 4 - Saturday, October 9 at Milwaukee (D)

CALIFORNIA	0	0	0	0	0	1	0	4	0	—	—	—	5	5	3
MILWAUKEE	0	3	0	3	0	1	0	2	x	—	—	—	9	9	2

John, Goltz (4), Sanchez (8), and Boone; Haas, Slaton (8) and Simmons. WP—Haas. LP—John. SV—Slaton. GWRBI—Brouhard. HR—Baylor, Brouhard.  
Time—3:10 Attendance—51,003

##### GAME 5 - Sunday, October 10 at Milwaukee (D)

CALIFORNIA	1	0	1	1	0	0	0	0	0	—	—	—	3	11	1
MILWAUKEE	1	0	0	1	0	0	2	0	x	—	—	—	4	6	4

Kison, Sanchez (6), Hassler (7) and Boone; Vuckovich, McClure (7), Ladd (9) and Simmons. WP—McClure. LP—Sanchez. SV—Ladd. GWRBI—Cooper. HR—Oglivie.  
Time—3:01 Attendance—54,968

### ANGELS 1982 LEAGUE CHAMPIONSHIP SERIES

PLAYER-POSITION	G	AB	R	H	2B	3B	HR	RBI	AVG
Ro. Jackson, PH	1	1	0	1	0	0	0	0	1.000
Lynn, CF	5	18	5	11	2	0	1	5	.611
DeCinces, 3B	5	19	5	6	2	0	0	0	.316
Baylor, DH	5	17	2	5	1	1	1	10	.294
Boone, C	5	16	3	4	0	0	1	4	.250
Grich, 2B	5	15	1	3	1	0	0	1	.200
Carew, 1B	5	17	2	3	1	0	0	0	.176
Downing, LF	5	19	3	3	1	0	0	0	.158
Foli, SS	5	16	0	2	0	0	0	1	.125
Re. Jackson, RF	5	18	2	2	0	0	1	2	.111
Beniquez, LF	2	0	0	0	0	0	0	0	.000
Clark, RF	2	0	0	0	0	0	0	0	.000
<b>TOTALS</b>	<b>5</b>	<b>157</b>	<b>23</b>	<b>40</b>	<b>8</b>	<b>1</b>	<b>4</b>	<b>23</b>	<b>.255</b>

PITCHER	G	IP	H	R	ER	BB	SO	W	L	ERA
Hassler	2	2.2	0	0	0	0	2	0	0	0.00
Kison	2	14	8	4	3	3	12	1	0	1.93
John	2	12.1	11	9	7	6	6	1	1	5.11
Witt	1	3	2	2	2	2	3	0	0	6.00
Sanchez	2	2.2	4	2	2	1	1	0	1	6.75
Goltz	1	3.2	4	3	3	2	2	0	0	7.36
Zahn	1	3.2	4	3	3	1	2	0	1	7.36
<b>TOTALS</b>	<b>5</b>	<b>42</b>	<b>33</b>	<b>23</b>	<b>20</b>	<b>15</b>	<b>28</b>	<b>2</b>	<b>3</b>	<b>4.29</b>

No shutouts or saves.

CLUB POSTSEASON



### 1986 CALIFORNIA ANGELS

The 1986 campaign was an exciting season featuring some of the most notable performances in Club history. A dramatic American League Championship Series also resulted in one of the most memorable postseasons in baseball history.

Boostered by several veterans such as Bob Boone, Rick Burleson, Doug DeCinces, Brian Downing, Bobby Grich and Reggie Jackson, '86 saw the emergence of young first baseman Wally Joyner who captivated the baseball world with his solid first-half performance after replacing the legendary Rod Carew.

An eventual runner-up in Rookie of the Year voting behind Jose Canseco, Joyner recorded a .290 average with 22 home runs and 100 RBI. His clutch hitting and spectacular defense made him a favorite among Angels' fans immediately. Fans around the country eventually showed much of the same fondness.

After finishing in second place, one game back, in 1985, the Angels vowed in spring training to make up that one game in '86. Combined with a solid offense, California's starting rotation of Kirk McCaskill (17-10), Mike Witt (18-10), Don Sutton (15-11) and John Candelaria (10-2 in 16 starts) enabled the ballclub to finish with a 92-70 record.

Defense also contributed as the Angels sported two Gold Glove winners in Bob Boone and Gary Pettis, while Dick Schofield played an equally solid shortstop.

On April 26, a game between California and Minnesota was delayed for nine minutes in the Metrodome when strong winds tore a hole in the Metrodome roof, causing suspended lights and speakers to sag toward the field. When the game resumed in the top of the ninth, California struck for a trio of two-run homers and a 7-6 win. On May 14, Jackson homered off Boston's Roger Clemens to move past Mickey Mantle on the all-time list with 537. Wally Joyner broke up Walt Terrell's bid for a no-hitter with two outs in the ninth during a 3-0 loss. For the second time in his career, Jackson hit three home runs in a game, Sept. 18 vs. Kansas City. At the age of 40 years and four months, he joined Stan Musial and Babe Ruth as the only 40-plus players to accomplish the feat.

The excitement of the regular season spilled into the ALCS as the Angels jumped out to a 3-1 series lead over Boston. An incredible come-from-behind win in Game 4 by California after trailing 3-0 in the bottom of the ninth enabled the Angels to find themselves one game away from the World Series.

With the Angels leading 5-2 in the ninth inning of Game 5, the Red Sox staged one of the most improbable comebacks in postseason history, winning 7-6 in 11 innings. After Don Baylor's ninth-inning home run pulled Boston to 5-4, Dave Henderson slammed a two-run homer off reliever Donnie Moore for a 6-5 lead. The Angels were within one strike of victory.

Despite having the score tied in the bottom of the ninth, the Red Sox were able to squeeze out of a bases-loaded, one-out situation and send the game into extra-innings. The Angels were unable to regain their magic in Games 6 & 7 in Boston as the Red Sox advanced to the World Series where they would later experience the same heartbreak that befell the Angels.



1986 California Angels





# CLUB POSTSEASON

## 1986

### 1986 ALCS RECAP

#### CALIFORNIA ANGELS VS. BOSTON RED SOX

##### GAME 1 - Tuesday, October 7 at Boston (N)

CALIFORNIA	0	4	1	0	0	0	0	0	3	0	—	8	11	0
BOSTON	0	0	0	0	0	1	0	0	0	0	—	1	5	1

Witt and Boone; Clemens, Sambito (8), Stanley (8) and Gedman. WP—Witt. LP—Clemens. GWRBI—Jones.  
Time—2:52 Attendance—32,993

##### GAME 2 - Wednesday, October 8 at Boston (D)

CALIFORNIA	0	0	0	1	1	0	0	0	0	0	—	2	11	3
BOSTON	1	1	0	0	1	0	3	3	x	—	—	9	13	2

McCaskill, Lucas (8), Corbett (8) and Boone; Hurst and Gedman. WP—Hurst. LP—McCaskill. GWRBI—Dw. Evans. HR—Joyner, Rice.  
Time—2:47 Attendance—32,786

##### GAME 3 - Friday, October 10 at California (D)

BOSTON	0	1	0	0	0	0	0	2	0	—	—	3	9	1
CALIFORNIA	0	0	0	0	0	1	3	1	x	—	—	5	8	0

Boyd, Sambito (7), Schiraldi (8) and Gedman; Candelaria, Moore (8) and Boone. WP—Candelaria. LP—Boyd. SV—Moore. GWRBI—Schofield.  
HR—Schofield, Pettis.  
Time—2:48 Attendance—64,206

##### GAME 4 - Saturday, October 11 at California (D)

BOSTON	0	0	0	0	0	1	0	2	0	0	0	—	3	6	1
CALIFORNIA	0	0	0	0	0	0	0	0	3	0	1	—	4	11	2

Clemens, Schiraldi (9) and Gedman; Sutton, Lucas (7), Finley (8), Corbett (8), Boone and Narron (11). WP—Corbett. LP—Schiraldi. GWRBI—Grich. HR—DeCinces.  
Time—3:50 Attendance—64,223

##### GAME 5 - Sunday, October 12 at California (D)

BOSTON	0	2	0	0	0	0	0	0	4	0	1	—	7	12	0
CALIFORNIA	0	0	1	0	0	2	2	0	1	0	0	—	6	13	0

Hurst, Stanley (7), Sambito (9), Schiraldi (11) and Gedman; Witt, Lucas (9), Moore (9), Finley (11), Boone and Narron (10). WP—Crawford. LP—Moore. S—Schiraldi. GWRBI—D. Henderson. HR—Gedman, Baylor, D. Henderson, Boone, Grich.  
Time—3:54 Attendance—64,223

##### GAME 6 - Tuesday, October 14 at Boston (D)

CALIFORNIA	2	0	0	0	0	0	1	1	0	—	—	4	11	1
BOSTON	2	0	5	0	1	0	2	0	x	—	—	10	16	1

McCaskill, Lucas (3), Corbett (4), Finley (7), Boone and Narron (8); Boyd, Stanley (8) and Gedman. WP—Boyd. LP—McCaskill. GWRBI—Barrett.  
HR—Downing.  
Time—3:23 Attendance—32,998

##### GAME 7 - Wednesday, October 15 at Boston (D)

CALIFORNIA	0	0	0	0	0	0	0	1	0	—	—	1	6	2
BOSTON	0	3	0	4	0	0	1	0	x	—	—	8	8	1

Candelaria, Sutton (4), Moore (8) and Boone; Clemens, Schiraldi (8) and Gedman. WP—Clemens. LP—Candelaria. GWRBI—Gedman. HR—Rice, Dw. Evans.  
Time—2:39 Attendance—33,001

### ANGELS 1986 LEAGUE CHAMPIONSHIP SERIES

PLAYER-POSITION	G	AB	R	H	2B	3B	HR	RBI	AVG
Boone, C	7	22	4	10	0	0	1	2	.455
Burleson, PH-DH-2B	4	11	0	3	0	0	0	0	.273
DeCinces, 3B	7	32	2	9	3	0	1	3	.281
Downing, LF	7	27	2	6	0	0	1	7	.222
Grich, 2B-1B	6	24	1	5	0	0	1	3	.208
Hendrick, RF-1B	3	12	0	1	0	0	0	0	.083
Howell, PH	2	1	0	0	0	0	0	0	.000
Re. Jackson, DH	6	26	2	5	2	0	0	2	.192
Jones, RF-PR	6	17	4	3	1	0	0	2	.176
Joyner, 1B	3	11	3	5	2	0	1	2	.455
Narron, C-PH	4	2	1	1	0	0	0	0	.500
Pettis, CF	7	26	4	9	1	0	1	4	.346
Schofield, SS	7	30	4	9	1	0	1	2	.300
White, RF-PR	4	2	2	1	0	0	0	0	.500
Wilfong, 2B-PH	4	13	1	4	1	0	0	2	.308
<b>TOTALS</b>	<b>7</b>	<b>256</b>	<b>30</b>	<b>71</b>	<b>11</b>	<b>0</b>	<b>7</b>	<b>29</b>	<b>.277</b>

PITCHER	G	IP	H	R	ER	BB	SO	W	L	ERA
Candelaria	2	10.2	11	8	1	6	7	1	1	0.84
Corbett	3	6.2	9	4	4	2	2	1	0	5.40
Finley	3	2	1	0	0	0	1	0	0	0.00
Lucas	4	2.1	3	3	3	1	2	0	0	11.57
McCaskill	2	9.1	16	13	8	5	7	0	2	7.71
Moore	3	5	8	4	4	2	0	0	1	7.20
Ruhle	1	.2	2	2	1	0	0	0	0	13.50
Sutton	2	9.2	6	2	2	1	4	0	0	1.86
Witt	2	17.2	13	5	5	2	8	1	0	2.55
<b>TOTALS</b>	<b>7</b>	<b>64</b>	<b>69</b>	<b>41</b>	<b>28</b>	<b>19</b>	<b>31</b>	<b>3</b>	<b>4</b>	<b>3.94</b>

No shutouts. Saves—Moore.

CLUB POSTSEASON

### 2002 SEASON

The Angels finished the 2002 campaign with a 99-63 record, claiming the American League Wild Card, finishing four games behind Oakland in the Western Division. The Club's 99 wins established a franchise record (surpassed in 2008 with 100). On April 23, the Halos sat at 6-14 (worst start in club history after 20 games), 10.5 games behind Seattle. After that, the Angels were 44 games above .500 (93-49) over their final 142 games.

**SEASON NOTES:** Angels tallied 43 comeback wins, 12 when trailing after six innings...Club posted three win streaks of eight-or-more games for first time in Club history...Halos finished first in A.L. with a Club-record tying .282 batting average (also 1979)...Angels finished with a 3.69 ERA, ranking second in Junior Circuit (Oakland, 3.68) and first in saves with a Club-record 54...Troy Percival led the way with 40 saves...Relievers posted a 27-16 mark and 2.98 ERA, the best ERA in the A.L. and second in MLB (Atlanta)...Jarrod Washburn set a club record for road wins (13) and the longest single-season win streak (12, Apr. 19-July 21)...Garret Anderson finished with a .306 average (194/638), 93 runs scored, 56 doubles, three triples, 29 home runs, 123 RBI, 30 walks and six stolen bases in 158 games to be named as team MVP, finishing fourth in A.L. MVP voting.

### POSTSEASON

**ALDS:** In their first postseason appearance in 16 years, the Angels defeated the New York Yankees in the Division Series (three games to one) to claim the first postseason series victory in club history. The Angels dropped Game 1 in New York before rolling off three consecutive wins to move to the Championship Series. The offense scored 31 runs in four games and hit .376 (56-for-149), a record for a team in any postseason series.

**SERIES NOTES:** In Game 1, Troy Glaus became the first Angel to collect two home runs in a postseason game and seventh player in Major League history to accomplish the feat in his first career playoff game...Francisco Rodriguez became the second pitcher in MLB history to win two playoff games before the age of 21 (also Fernando Valenzuela in 1981)...Rodriguez also became the first pitcher in MLB history to win two postseason games without owning a regular season victory...In Game 4, the club set a Division Series single-inning record with eight runs on a Major League postseason record 10 hits (also set by Philadelphia A's in Game 4 of 1929 World Series) during the fifth frame.


**ALCS:** The Angels defeated the Minnesota Twins (four games to one) to claim their first ever pennant and earn a spot in the Fall Classic. The franchise, established in 1961, had been tied with the Senators/Rangers franchise for longest tenure by an expansion team without reaching the World Series. It marked the first time in the history of the best-of-seven format that a team won four straight games after losing the opener in a Championship Series.

**SERIES NOTES:** Francisco Rodriguez became the first pitcher in Major League history to win his first three games in postseason play...In Game 5, the Angels scored 10 runs on 10 hits in the 7th inning establishing or tying several postseason records during the frame, including post-season marks for runs in an inning, singles in an inning and plate appearances in an inning...Adam Kennedy was named Most Valuable Player of the ALCS, the second Angel to be named ALCS MVP (also Fred Lynn in 1982 ALCS, the only MVP in ALCS history from the losing team)...Kennedy became the third player in history to hit three home runs in an LCS contest in Game 5, the sixth time in postseason history that a player homered three times in a contest...The Angels' bullpen combined to allow four runs in 14.1 innings in the series, fanning 18 batters...Halo pitchers did not allow a home run in the series.

**WORLD SERIES:** The All-California Series matched the Angels with the San Francisco Giants in the 99th edition of the Fall Classic. 42 years of waiting for a World Series crown came to a close for Angels fans in Game 7 when Darin Erstad caught Kenny Lofton's fly ball with two on and two out in the top of the ninth inning to preserve the Angels 4-1 series clinching victory in front of 44,598 raucous fans. Game 7 win was keyed by Garret Anderson's three-run double in the third inning. John Lackey received the win, becoming just the second rookie pitcher to win Game 7 of the World Series (also accomplished by Babe Adams with Pittsburgh in 1909).

**SERIES NOTES:** At 20 years, 286 days, Francisco Rodriguez became the youngest pitcher ever to win a World Series contest in Game 2...The win was his fifth of postseason, tying Randy Johnson (2001) for the most ever in a single postseason...In Game 6, Angels' 6-5 comeback win was biggest ever by a team facing Series elimination...It marked second time in 2002 postseason the Club overcame a five-run deficit to win (also trailed 6-1 in Game 3 of ALDS to NYY and won 9-6), the first team ever to rally from two five-run deficits in a single postseason...With his three-run homer in the seventh inning of Game 6, Scott Spiezio tied Cleveland's Sandy Alomar Jr. (1997) for most RBI (19) in a single postseason...Angels' manager Mike Scioscia became the 28th individual to play for and manage a World Series Championship team...Angels became the first team since 1912 Boston Red Sox to win World Series with no players with previous World Series experience...Halo third baseman Troy Glaus was named MVP of the Fall Classic after hitting .385 (10/26) with seven runs, three doubles, three home runs and eight RBI in seven games - sixth player to hit a pair of home runs in his first World Series game.

**DID YOU KNOW?** The Angels finished with an 8-1 record at home during postseason play in 2002.



A jubilant Troy Percival and Bengie Molina commence celebration of the Angels' first world title.

CLUB POSTSEASON

# CLUB POSTSEASON 2002



## 2002 ALDS RECAP

### ANAHEIM ANGELS VS. NEW YORK YANKEES OCT. 1-5, 2002



#### GAME 1 - Tuesday, October 1 at Bronx (N)

ANAHEIM	0	0	1	0	2	1	0	1	0	—	5	12	0
NEW YORK	1	0	0	2	1	0	0	4	X	—	8	8	1

E: Posada. DP: Anaheim 4; New York 2. LOB: Anaheim 8; New York 0. HR: Jeter (off Washburn), Giambi (off Washburn), White (off Washburn), Glaus 2 (off Clemens, off Mendoza), Williams (off Donnelly). SB: Erstad, Eckstein; Soriano. S: Erstad. GDP: Anderson, Fullmer; Williams, Soriano, Posada, Giambi.

WP - Karsay, LP - Weber, S - Rivera. T—3:27 A—56,710

#### GAME 2 - Wednesday, October 2 at Bronx (N)

ANAHEIM	1	2	1	0	0	0	0	3	1	—	8	17	1
NEW YORK	0	0	1	2	0	2	0	0	1	—	6	12	1

E: Gil; Jeter. DP: New York 1. LOB: Anaheim 8; New York 11. HR: Salmon (off Pettitte), Spiezio (off Pettitte), Jeter (off Applier), Soriano (off Rodriguez), Anderson (off Hernandez), Glaus (off Hernandez). SB: Figgins. SF: Kennedy. HB: by Applier (Mondesi), by Percival (Soriano).

WP - Rodriguez, LP - Hernandez, S - Percival. T—4:11A—56,695

#### GAME 3 - Friday, October 4 at Anaheim (N)

NEW YORK	3	0	3	0	0	0	0	0	0	—	6	6	0
ANAHEIM	0	1	2	1	0	1	1	3	X	—	9	12	0

LOB: New York 6; Anaheim 8. HR: Kennedy (off Mussina), Salmon (off Karsay), SB: Kennedy. S: B Molina, Eckstein. SF: Posada, Ventura; Kennedy. HB: by Mussina (Glaus), by Weaver (Eckstein); by Ortiz (Mondesi). WP: Ortiz.

WP - Rodriguez, LP - Stanton, S - Percival. T—3:52 A—45,072

#### GAME 4 - Saturday, October 5 at Anaheim (D)

NEW YORK	0	1	0	0	1	1	1	0	1	—	5	12	2
ANAHEIM	0	0	1	0	8	0	0	0	X	—	9	15	1

E: Soriano, Wells; Glaus. DP: New York 2; Anaheim 2. LOB: New York 11; Anaheim 6. HR: Wooten (off Wells), Posada (off Donnelly). S: B Molina. SF: Jeter. GDP: Williams, Ventura; Erstad 2. HB: by Washburn (Giambi). WP: Rodriguez.

WP - Washburn, LP - Wells. T—3:37 A—45,067

## ANGELS 2002 DIVISION SERIES

PLAYER	AVG	G	AB	R	H	TB	2B	3B	HR	RBI	SH	SF	HP	BB	IBB	SO	SB	CS	DP	E	GI
Anderson, G	.389	4	18	5	7	12	2	0	1	4	0	0	0	1	0	3	0	0	1	0	0
Eckstein, D	.278	4	18	2	5	5	0	0	0	1	1	0	1	0	0	0	1	0	0	0	0
Erstad, D	.421	4	19	4	8	10	2	0	0	2	1	0	0	0	0	1	1	0	2	0	0
Figgins, C	.000	1	0	1	0	0	0	0	0	0	0	0	0	0	0	0	1	0	0	0	0
Fullmer, B	.286	3	7	1	2	3	1	0	0	0	0	0	0	1	1	1	0	0	1	0	0
Gil, B	.800	2	5	1	4	4	0	0	0	1	0	0	0	0	0	0	0	0	0	1	0
Glaus, T	.313	4	16	4	5	14	0	0	3	3	0	0	1	1	1	3	0	0	0	1	0
Kennedy, A	.500	4	8	4	4	8	1	0	1	3	0	2	0	1	0	2	1	0	0	0	0
Molina, B	.267	4	15	0	4	6	2	0	0	2	2	0	0	0	0	1	0	0	1	0	0
Molina, J	.000	0	0	0	0	0	0	0	0	0	0	0	0	0	0	0	0	0	0	0	0
Ochoa, A	.000	3	0	0	0	0	0	0	0	0	0	0	0	0	0	0	0	0	0	0	0
Palmeiro, O	.000	0	0	0	0	0	0	0	0	0	0	0	0	0	0	0	0	0	0	0	0
Salmon, T	.263	4	19	3	5	12	1	0	2	7	0	0	0	1	0	5	0	0	0	0	0
Spiezio, S	.400	4	15	2	6	10	1	0	1	6	0	0	0	2	0	1	0	0	0	0	0
Wooten, S	.667	3	9	4	6	9	0	0	1	2	0	0	0	0	0	1	0	0	0	0	0
<b>TOTALS</b>	<b>.376</b>	<b>4</b>	<b>149</b>	<b>31</b>	<b>56</b>	<b>93</b>	<b>10</b>	<b>0</b>	<b>9</b>	<b>31</b>	<b>4</b>	<b>2</b>	<b>2</b>	<b>7</b>	<b>2</b>	<b>18</b>	<b>4</b>	<b>0</b>	<b>5</b>	<b>2</b>	

PITCHER	W	L	ERA	G	GS	CG	GF	SHO	SV	IP	H	R	ER	HR	HB	BB	IBB	SO	WP	BK	OPP	AVG
Applier, K	0	0	5.40	1	1	0	0	0	0	5.0	5	3	3	1	1	3	0	3	0	0	.250	
Donnelly, B	0	0	13.50	3	0	0	1	0	0	2.0	3	3	3	2	0	1	0	2	0	0	.333	
Lackey, J	0	0	0.00	1	0	0	0	0	0	3.0	3	0	0	0	0	1	0	3	0	0	.250	
Ortiz, R	0	0	20.25	1	1	0	0	0	0	2.2	3	6	6	0	1	4	0	1	1	0	.333	
Percival, T	0	0	5.40	3	0	0	3	0	2	3.1	6	2	2	0	1	0	0	4	0	0	.375	
Rodriguez, F	2	0	3.18	3	0	0	0	0	0	5.2	2	2	2	1	0	2	0	8	1	0	.105	
Schoeneweis, S	0	0	27.00	3	0	0	0	0	0	0.1	2	1	1	0	0	0	0	0	0	0	.667	
Shields, S	0	0	---	0	0	0	0	0	0	0.0	0	0	0	0	0	0	0	0	0	0	.000	
Washburn, J	1	0	3.75	2	2	0	0	0	0	12.0	12	6	5	3	1	3	0	4	0	0	.286	
Weber, B	0	1	18.00	2	0	0	0	0	0	1.0	2	2	2	0	0	2	0	0	0	0	.400	
<b>TOTALS</b>	<b>3</b>	<b>1</b>	<b>6.17</b>	<b>4</b>	<b>4</b>	<b>0</b>	<b>4</b>	<b>0</b>	<b>2</b>	<b>35.0</b>	<b>38</b>	<b>25</b>	<b>24</b>	<b>7</b>	<b>4</b>	<b>16</b>	<b>0</b>	<b>25</b>	<b>2</b>	<b>0</b>	<b>.281</b>	



# CLUB POSTSEASON 2002



## 2002 WORLD SERIES RECAP

### SAN FRANCISCO GIANTS VS. ANAHEIM ANGELS OCT. 19-27, 2002



#### GAME 1 - Saturday, October 19 at Anaheim (N)

SAN FRANCISCO	0	2	0	0	0	2	0	0	0	—	4	6	0
ANAHEIM	0	1	0	0	0	2	0	0	0	—	3	9	0

LOB: San Francisco 5; Anaheim 8. HR: Bonds (off Washburn), Sanders (off Washburn), Snow (off Washburn); Glaus 2 (off Schmidt). SB: Fullmer. SH: Lofton.

WP - Schmidt, LP - Washburn, S - Nen. T—3:44 A—44,603

#### GAME 2 - Sunday, October 20 at Anaheim (N)

SAN FRANCISCO	0	4	1	0	4	0	0	0	1	—	10	12	1
ANAHEIM	5	2	0	0	1	1	0	2	X	—	11	16	1

E: Lofton; Anderson. DP: San Francisco 1; Anaheim 1. LOB: San Francisco 4; Anaheim 5. HR: Kent (off Appier), Sanders (off Appier), Bell (off Appier), Salmon 2 (off Ortiz, Fe Rodriguez), Bonds (off Percival). SB: Sanders; Fullmer, Spiezio. SF: Spiezio. GDP: B Molina. PB: Santiago.

WP - Fr Rodriguez, LP - Fe Rodriguez, S - Percival. T—3:57 A—44,584

#### GAME 3 - Tuesday, October 22 at San Francisco (N)

ANAHEIM	0	0	4	4	0	1	0	1	0	—	10	16	0
SAN FRANCISCO	1	0	0	0	3	0	0	0	0	—	4	6	2

E: Bell, Santiago. DP: Anaheim 1; San Francisco 1. LOB: Anaheim 15; San Francisco 7. HR: Aurilia (off Ra Ortiz), Bonds (off Ra Ortiz). SB: Erstad, Salmon; Lofton. S: Hernandez. GDP: Spiezio; Bell. HB: by Fultz (Kennedy).

WP - RaOrtiz, LP - Hernandez. T—3:37 A—42,707

#### GAME 4 - Wednesday, October 23 at San Francisco (N)

ANAHEIM	0	1	2	0	0	0	0	0	0	—	3	10	1
SAN FRANCISCO	0	0	0	0	3	0	0	1	X	—	4	12	1

E: Salmon; Bell. DP: Anaheim 3; San Francisco 3. LOB: Anaheim 5; San Francisco 8. HR: Glaus (off Rueter). SB: Goodwin. CS: Bell. SF: Eckstein; Kent. PB: B Molina.

WP - Worrell, LP - Fr Rodriguez, S - Nen. T—3:02 A—42,703

#### GAME 5 - Thursday, October 24 at San Francisco (N)

ANAHEIM	0	0	0	0	3	1	0	0	0	—	4	10	2
SAN FRANCISCO	3	3	0	0	0	2	4	4	X	—	16	16	0

E: Erstad, Glaus. LOB: Anaheim 9; San Francisco 8. HR: Kent 2 (off Weber, off Shields), Aurilia (off Shields). SB: Eckstein. S: Schmidt, Shinjo. SF: Erstad; Santiago, Sanders. HB: by Weber (Bell). WP: Schmidt.

WP - Zerbe, LP - Washburn. T—3:53 A—42,713

#### GAME 6 - Saturday, October 26 at Anaheim (N)

SAN FRANCISCO	0	0	0	0	3	1	1	0	0	—	5	8	1
ANAHEIM	0	0	0	0	0	0	3	3	X	—	6	10	1

E: Bonds; B Molina. DP: San Francisco 1; Anaheim 1. LOB: San Francisco 6; Anaheim 6. HR: Dunston (off Appier), Bonds (off Fr Rodriguez), Spiezio (off Fe Rodriguez), Erstad (off Worrell). SB: Lofton 2. S: J Molina. GDP: Santiago; Anderson. WP: Fr Rodriguez.

WP - Donnelly, LP - Worrell, S - Percival. T—3:48 A—44,506

#### GAME 7 - Sunday, October 27 at Anaheim (N)

SAN FRANCISCO	0	1	0	0	0	0	0	0	0	—	1	6	0
ANAHEIM	0	1	3	0	0	0	0	0	X	—	4	5	0

DP: San Francisco 1. LOB: San Francisco 9; Anaheim 6. S: Erstad. SF: Sanders. HB: by Hernandez (Salmon).

WP - Lackey, LP - Hernandez, S - Percival. T—3:16 A—44,598





## ANGELS 2002 WORLD SERIES

PLAYER	AVG	G	AB	R	H	TB	2B	3B	HR	RBI	SH	SF	HP	BB	IBB	SO	SB	CS	GIDP	E
Anderson, G	.281	7	32	3	9	10	1	0	0	6	0	0	0	0	0	3	0	0	1	1
Eckstein, D	.310	7	29	6	9	9	0	0	0	3	0	1	0	3	0	2	1	0	0	0
Erstad, D	.300	7	30	6	9	15	3	0	1	3	1	1	0	1	0	4	1	0	0	1
Figgins, C	.000	2	0	1	0	0	0	0	0	0	0	0	0	0	0	0	0	0	0	0
Fullmer, B	.267	5	15	3	4	4	0	0	0	1	0	0	0	2	0	2	2	0	1	0
Gil, B	.800	3	5	1	4	5	1	0	0	0	0	0	0	0	0	1	0	0	0	0
Glaus, T	.385	7	26	7	10	22	3	0	3	8	0	0	0	4	1	6	0	0	1	1
Kennedy, A	.280	7	25	1	7	9	2	0	0	2	0	0	1	0	0	7	0	0	0	0
Molina, J	.286	7	21	2	6	8	2	0	0	2	0	0	0	3	2	1	0	0	2	1
Molina, J	.000	3	0	0	0	0	0	0	0	0	1	0	0	0	0	0	0	0	0	0
Ochoa, A	.000	5	1	0	0	0	0	0	0	0	0	0	0	0	0	0	0	0	0	0
Palmeiro, O	.250	4	4	1	1	2	1	0	0	0	0	0	0	0	0	2	0	0	0	0
Salmon, T	.346	7	26	7	9	16	1	0	2	5	0	0	1	4	1	7	1	0	0	1
Spiezio, S	.261	7	23	3	6	12	1	1	1	8	0	1	0	6	1	1	1	0	1	0
Wooten, S	.500	3	2	0	1	1	0	0	0	0	0	0	0	0	0	0	0	0	0	0
Lackey, J	.500	3	2	0	1	1	0	0	0	0	0	0	0	0	0	0	0	0	0	0
Ortiz, R	.000	1	3	0	0	0	0	0	0	0	0	0	0	0	0	2	0	0	0	0
Washburn, J	.000	2	1	0	0	0	0	0	0	0	0	0	0	0	0	0	0	0	0	0
PITCHERS	.167	7	6	0	1	1	0	0	0	0	0	0	0	0	0	2	0	0	0	0
<b>TOTALS</b>	<b>.310</b>	<b>7</b>	<b>245</b>	<b>41</b>	<b>76</b>	<b>114</b>	<b>15</b>	<b>1</b>	<b>7</b>	<b>38</b>	<b>2</b>	<b>3</b>	<b>2</b>	<b>23</b>	<b>5</b>	<b>38</b>	<b>6</b>	<b>0</b>	<b>6</b>	<b>5</b>

PITCHER	W	L	ERA	G	GS	CG	GF	SHO	SV	IP	H	R	ER	HR	HB	BB	IBB	SO	WP	BK	OPP	AVG
Appler, K	0	0	11.37	2	2	0	0	0	0	6.1	9	8	8	4	0	5	1	4	0	0	0	.333
Donnelly, B	1	0	0.00	5	0	0	0	0	0	7.2	1	0	0	0	0	4	0	6	0	0	0	.042
Lackey, J	1	0	4.38	3	2	0	0	0	0	12.1	15	6	6	0	0	5	4	7	0	0	0	.319
Ortiz, R	1	0	7.20	1	1	0	0	0	0	5	5	4	4	2	0	4	1	3	0	0	0	.263
Percival, T	0	0	3.00	3	0	0	3	0	3	2	1	1	1	0	1	1	0	3	0	0	0	.182
Rodriguez, F	1	1	2.08	4	0	0	1	0	0	8.2	6	3	2	1	0	1	0	13	1	0	0	.194
Schoeneweis, S	0	0	0.00	2	0	0	1	0	0	2	1	0	0	0	0	1	0	2	0	0	0	.167
Shields, S	0	0	5.40	1	0	0	1	0	0	1.2	5	5	1	2	0	0	0	1	0	0	0	.455
Washburn, J	0	2	9.31	2	2	0	0	0	0	9.2	12	10	10	3	0	7	2	6	0	0	0	.324
Weber, B	0	0	13.50	4	0	0	1	0	0	4.2	10	7	7	1	1	2	1	5	0	0	0	.455
<b>TOTALS</b>	<b>4</b>	<b>3</b>	<b>5.75</b>	<b>7</b>	<b>7</b>	<b>0</b>	<b>7</b>	<b>0</b>	<b>3</b>	<b>61</b>	<b>66</b>	<b>44</b>	<b>39</b>	<b>14</b>	<b>1</b>	<b>30</b>	<b>9</b>	<b>50</b>	<b>1</b>	<b>0</b>	<b>.281</b>	



# CLUB POSTSEASON 2002

## ANGELS 2002 CUMULATIVE POSTSEASON STATISTICS

PLAYER	AVG	G	AB	R	H	TB	2B	3B	HR	RBI	SH	SF	HP	BB	IBB	SO	SB	CS	GIDP	E	SLG	PINCH HIT					
																						OBP	AB	H	HR	RBI	
Anderson, G	.300	16	70	11	21	31	4	0	2	13	0	0	0	2	0	6	0	1	2	1	.443	.319	0	0	0	0	
Eckstein, D	.294	16	68	9	20	20	0	0	0	6	1	1	2	3	0	4	2	0	0	1	.294	.338	0	0	0	0	
Erstad, D	.352	16	71	14	25	36	5	0	2	7	2	1	0	1	0	8	3	0	2	1	.507	.356	0	0	0	0	
Figgins, C	1.000	6	1	4	1	1	0	0	0	0	0	0	0	0	0	0	1	0	0	0	1.000	1.000	0	0	0	0	
Fullmer, B	.294	12	34	6	10	16	3	0	1	5	0	0	0	3	1	5	2	0	3	0	.471	.351	1	0	0	0	
Gil, B	.667	6	12	2	8	9	1	0	0	1	1	0	0	0	0	2	0	0	0	2	.750	.667	2	2	0	0	
Glaus, T	.344	16	61	15	21	47	3	1	7	13	0	0	1	7	2	14	0	0	1	2	.770	.420	0	0	0	0	
Kennedy, A	.340	15	47	10	16	31	3	0	4	10	1	2	1	1	0	11	2	0	0	0	.660	.353	3	1	0	0	
Molina, B	.260	16	50	2	13	19	4	1	0	6	2	0	1	4	2	4	0	0	3	1	.380	.327	0	0	0	0	
Molina, J	.000	6	1	0	0	0	0	0	0	0	0	0	0	0	0	0	0	0	0	0	.000	.000	0	0	0	0	
Ochoa, A	.000	12	5	2	0	0	0	0	0	0	0	0	0	0	0	3	0	0	0	0	.000	.000	1	0	0	0	
Palmeiro, O	.167	6	6	1	1	2	1	0	0	0	0	0	0	0	0	3	0	0	0	0	.333	.167	5	1	0	0	
Salmon, T	.288	16	59	10	17	31	2	0	4	12	0	0	1	8	1	13	1	0	1	1	.525	.382	0	0	0	0	
Wooten, S	.474	9	19	5	9	12	0	0	1	3	0	0	0	0	0	4	0	0	0	0	.632	.474	4	0	0	0	
Lackey, J	.500	5	2	0	1	1	0	0	0	0	0	0	0	0	0	0	0	0	0	0	.500	.500	0	0	0	0	
Ortiz, R	.000	3	3	0	0	0	0	0	0	0	0	0	0	0	0	2	0	0	0	0	.000	.000	0	0	0	0	
Washburn, J	.000	5	1	0	0	0	0	0	0	0	0	0	0	0	0	0	0	0	0	0	.000	.000	0	0	0	0	
<b>ANGELS</b>	<b>.320</b>	<b>16</b>	<b>565</b>	<b>101</b>	<b>181</b>	<b>289</b>	<b>30</b>	<b>3</b>	<b>24</b>	<b>95</b>	<b>8</b>	<b>5</b>	<b>6</b>	<b>39</b>	<b>8</b>	<b>82</b>	<b>13</b>	<b>9</b>	<b>512</b>	<b>.367</b>	<b>.367</b>	<b>16</b>	<b>4</b>	<b>0</b>	<b>0</b>	<b>0</b>	
<b>OPPONENTS</b>	<b>.266</b>	<b>16</b>	<b>530</b>	<b>81</b>	<b>141</b>	<b>226</b>	<b>20</b>	<b>1</b>	<b>21</b>	<b>77</b>	<b>6</b>	<b>9</b>	<b>6</b>	<b>53</b>	<b>9</b>	<b>113</b>	<b>7</b>	<b>2</b>	<b>14</b>	<b>13</b>	<b>.426</b>	<b>.334</b>	<b>18</b>	<b>0</b>	<b>0</b>	<b>1</b>	<b>0</b>
<b>DH</b>	<b>.360</b>	<b>7</b>	<b>50</b>	<b>12</b>	<b>18</b>	<b>27</b>	<b>3</b>	<b>0</b>	<b>2</b>	<b>8</b>	<b>0</b>	<b>0</b>	<b>0</b>	<b>3</b>	<b>1</b>	<b>9</b>	<b>3</b>	<b>0</b>	<b>2</b>	<b>0</b>	<b>.540</b>	<b>.396</b>	<b>3</b>	<b>0</b>	<b>0</b>	<b>0</b>	<b>0</b>

PITCHER	W	L	ERA	G	GS	CG	GF	SHO	SV	IP	H	R	ER	HR	HB	BB	IBB	SO	WP	BK	AVG
Appier, K	0	1	6.23	5	5	0	0	0	0	21.2	24	15	15	5	1	12	1	10	2	0	.289
Donnelly, B	1	0	4.15	11	0	0	1	0	0	13	7	6	6	2	1	5	0	13	1	0	.152
Lackey, J	2	0	2.42	5	3	0	0	0	0	22.1	21	6	6	0	0	6	4	17	0	0	.256
Ortiz, R	2	0	9.00	3	3	0	0	0	0	13	18	13	13	2	1	9	1	7	1	0	.353
Percival, T	0	0	2.79	9	0	0	9	0	7	9.2	8	3	3	1	1	1	0	10	0	0	.216
Rodriguez, F	5	1	1.93	11	0	0	1	0	0	18.2	10	5	4	2	0	5	0	28	3	0	.156
Schoeneweis, S	0	0	3.00	6	0	0	1	0	0	3	3	1	1	0	0	1	0	2	0	0	.273
Shields, S	0	0	5.40	1	0	0	1	0	0	1.2	5	5	1	2	0	0	0	1	0	0	.455
Washburn, J	1	2	5.02	5	5	0	0	0	0	28.2	30	17	16	6	1	10	2	17	0	0	.278
Weber, B	0	1	10.80	9	0	0	3	0	0	8.1	15	10	10	1	1	4	1	8	0	0	.405
<b>ANGELS</b>	<b>11</b>	<b>5</b>	<b>4.82</b>	<b>16</b>	<b>16</b>	<b>0</b>	<b>16</b>	<b>0</b>	<b>7</b>	<b>140</b>	<b>141</b>	<b>81</b>	<b>75</b>	<b>21</b>	<b>6</b>	<b>53</b>	<b>9</b>	<b>113</b>	<b>7</b>	<b>0</b>	<b>.266</b>
<b>OPPONENTS</b>	<b>5</b>	<b>11</b>	<b>6.35</b>	<b>16</b>	<b>16</b>	<b>0</b>	<b>16</b>	<b>0</b>	<b>4</b>	<b>136</b>	<b>181</b>	<b>101</b>	<b>96</b>	<b>24</b>	<b>6</b>	<b>39</b>	<b>8</b>	<b>82</b>	<b>4</b>	<b>0</b>	<b>.320</b>



## 2004 SEASON

The Angels clinched the American League West title with a 5-4 victory, October 2 at Oakland, despite numerous injuries to key players throughout the season (14 players went on disabled list). The division crown marked the organization's first in 18 seasons (1986), the Club's fourth division crown (1979, 1982 & 1986) and fifth trip to postseason (2002 Wild Card entrant). The clincher came 22 years to the day that Angels won the West in 1982.

**SEASON NOTES:** The final season series against the A's marked first time since 1980 two teams entered such week-end tied for division title and playing each other to close regular season (Philadelphia at Montreal; 2-1 Phillies)...Angels finished with a home attendance Club record of 3,375,677, second highest mark in A.L. and third highest in MLB...Club finished in a virtual tie for first place in the American League in batting average (.2824) with Boston (.2819)...The marked tied Club-record (.282) also set in 2002 and 1979...Angels ranked first in A.L. for fewest strikeouts (942) for the third straight season (838 in 2003 & 805 in 2002)...Club led league with 143 stolen bases, marking the second time in Club history (220 in 1975)...Vladimir Guerrero set or tied Angels' season records in average by a right-handed hitter (.337), runs scored (124, led league), hits by right-hander (206) and total bases (366-tied Club record and led league)...He would become the second player in Club history bestowed with A.L. MVP honors (Baylor, 1979)...Halos finished with a 4.28 ERA, ranking fourth in A.L. (4.28 in 2003, 6th)...Bartolo Colon posted 18 wins, most by a first-year Angel since Bill Singer with 20 in 1973...The bullpen finished 25-16 with a 3.47 ERA (590.1 IP – 189 ER) with 50 saves (3rd in A.L.) in 67 chances (75%)...The bullpen ERA led Junior Circuit for the third straight season...Angels ranked first in A.L. in strikeouts with a club-record 1,164, led by Kelvim Escobar (191)...Angels ranked tied for second in league with a .985 fielding percentage...Halos committed just 90 errors in 162 games...Darin Erstad earned Gold Glove honors at first base.

## POSTSEASON

### 2004 DIVISION SERIES

After a postseason absence in 2003, the Angels returned to the playoffs in the 2004 Division Series to face the A.L. Wild Card entrant Boston Red Sox... In Game 1 at Angel Stadium, the Angels fell to Boston, 9-3, after a seven-run fourth inning put the Sox up 8-0...Five of the runs in the inning were unearned, after the Angels led the Major Leagues by allowing just 36 unearned runs during the season...Troy Glaus and Darin Erstad homered off Curt Schilling to account for two of the three Angel runs...In Game 2, the Angels took a 3-1 lead against Pedro Martinez, courtesy of a two-run Vladimir Guerrero single in the fifth, into the sixth inning before the Red Sox posted seven unanswered runs over the final four frames...The torrid Red Sox offense put Boston up 6-1 after six innings in Game 3 at Fenway Park...A dramatic grand slam from Guerrero in the seventh frame tied the game at 6-6 but a 10th inning, walk-off home run off the bat of David Ortiz sealed the Angels' fate as Boston was on their way to the ALCS and eventual World Series title...The game would mark the Angel farewells to Troy Percival, David Eckstein, Troy Glaus and Ramon Ortiz.

**SERIES NOTES:** 2004 was the Angels' second Division Series appearance (2002 vs. New York) and second postseason matchup against Boston (lost in '86 ALCS, 4-3)...Angels were swept for the first time in postseason play...Halos' DS roster featured 10 players making their postseason debuts: Alfredo Amezaga, Jeff DaVanon, Kelvim Escobar, Kevin Gregg, Vladimir Guerrero, Casey Kotchman, Dallas McPherson, Josh Paul, Curtis Pride and Adam Riggs.



**Guerrero's grand slam in Game 3**

# CLUB POSTSEASON 2004

## 2004 ALDS RECAP BOSTON RED SOX VS. ANAHEIM ANGELS OCT. 5-8, 2004



### GAME 1 - Tuesday, October 5 at Anaheim (D)

BOSTON	1	0	0	7	0	0	0	1	0	—	9	11	1
ANAHEIM	0	0	0	1	0	0	2	0	0	—	3	9	1

E: Figgins, Schilling. LOB: Boston 9; Anaheim 9. HR: Millar (off Washburn), Ramirez (off Shields), Glaus (off Schilling), Erstad (off Schilling) SB: Damon, Figgins. WP: Gregg, WP: Schilling, LP - Washburn. T: 3:04 A: 44,608.

### GAME 2 - Wednesday, October 6 at Anaheim (N)

BOSTON	0	1	0	0	0	2	1	0	4	—	8	12	0
ANAHEIM	0	1	0	0	2	0	0	0	0	—	3	7	0

DP: Boston 2; Anaheim 1. GDP: Nixon. LOB: Boston 10; Anaheim 5. HR: Varitek (off Colon). SB: Damon. CS: DaVanon. PO: Bellhorn. SF: Ramirez. HB: by Martinez (Erstad); by Rodriguez (Varitek). WP: Rodriguez 2, Donnelly. WP - Martinez, LP - Rodriguez. T: 3:48. A: 45,118.

### GAME 3 - Friday, October 8 at Boston (D)

ANAHEIM	0	0	0	1	0	0	5	0	0	0	—	6	8	2
BOSTON	0	0	2	3	1	0	0	0	0	2	—	8	12	0

E: Figgins, Eckstein. DP: Anaheim 1. GDP: Varitek. LOB: Anaheim 10; Boston 12. HR: Glaus (off Arroyo), Guerrero (off Timlin), Ortiz (off Washburn). SB: Kennedy. S: Damon. SF: Ramirez. SH: Amezaga. HB: by Arroyo (Figgins). WP - Lowe, LP - Rodriguez. T: 4:11. A: 35,547.

## ANGELS 2004 DIVISION SERIES

PLAYER	AVG	G	AB	R	H	TB	2B	3B	HR	RBI	SH	SF	HP	BB	IBB	SO	SB	CS	GIDP	E
Amezaga, A	.000	2	2	0	0	0	0	0	0	0	1	0	0	0	0	2	0	0	0	0
Anderson, G	.154	3	13	1	2	2	0	0	0	0	0	0	0	0	0	3	0	0	0	0
DaVanon, J	.200	3	10	1	2	2	0	0	0	0	0	0	2	0	1	0	1	0	0	0
Eckstein, D	.333	3	12	2	4	4	0	0	0	0	0	0	0	0	1	0	0	0	1	0
Erstad, D	.500	3	10	2	5	9	1	0	1	2	0	0	1	3	0	1	0	0	0	0
Figgins, C	.143	3	14	0	2	2	0	0	0	0	1	0	0	0	5	1	0	0	0	2
Glaus, T	.364	3	11	3	4	12	2	0	2	3	0	0	0	2	0	4	0	0	0	0
Guerrero, V	.167	3	12	1	2	5	0	0	1	6	0	0	0	2	1	4	0	0	0	0
Kotchman, C	.000	2	1	0	0	0	0	0	0	0	0	0	0	0	0	0	0	0	0	0
McPherson, D	.111	3	9	0	1	1	0	0	0	1	0	0	0	0	0	4	0	0	0	0
Molina, B	.167	3	6	0	1	1	0	0	0	0	0	0	0	0	0	2	0	0	0	0
Molina, J	.333	2	3	2	1	1	0	0	0	0	0	0	0	2	0	0	0	0	0	0
Pride, C	.000	2	2	0	0	0	0	0	0	0	0	0	0	0	0	1	0	0	0	0
Riggs, A	.000	2	1	0	0	0	0	0	0	0	0	0	0	0	0	0	0	0	0	0
<b>TOTALS</b>	<b>.226</b>	<b>3</b>	<b>106</b>	<b>12</b>	<b>24</b>	<b>39</b>	<b>3</b>	<b>0</b>	<b>4</b>	<b>12</b>	<b>1</b>	<b>0</b>	<b>2</b>	<b>11</b>	<b>1</b>	<b>28</b>	<b>1</b>	<b>1</b>	<b>0</b>	<b>3</b>

PITCHER	W	L	ERA	G	GS	CG	GF	SHO	SV	IP	H	R	ER	HR	HB	BB	IBB	SO	WP	BK	AVG
Colon, B	0	0	4.50	1	1	0	0	0	0	6	7	3	3	1	0	3	0	3	0	0	.304
Donnelly, B	0	0	10.80	2	0	0	1	0	0	3.1	3	4	4	0	0	2	2	5	1	0	.231
Escobar, K	0	0	8.10	1	1	0	0	0	0	3.1	5	5	3	0	0	5	1	4	0	0	.333
Gregg, K	0	0	0.00	1	0	0	0	0	0	2	3	0	0	0	0	1	0	0	1	0	.333
Ortiz, R	0	0	4.50	1	0	0	1	0	0	2	2	1	1	0	0	1	1	0	0	0	.250
Rodriguez, F	0	2	3.86	1	0	0	0	0	0	4.2	4	2	2	0	1	3	1	5	2	0	.235
Shields, S	0	0	6.00	2	0	0	0	0	0	3	5	2	2	1	0	2	1	3	0	0	.357
Washburn, J	0	1	10.80	2	1	0	1	0	0	3.1	6	8	4	2	0	3	0	0	0	0	.353
<b>TOTALS</b>	<b>0</b>	<b>3</b>	<b>5.86</b>	<b>3</b>	<b>3</b>	<b>0</b>	<b>3</b>	<b>0</b>	<b>0</b>	<b>27.2</b>	<b>35</b>	<b>25</b>	<b>18</b>	<b>4</b>	<b>1</b>	<b>20</b>	<b>6</b>	<b>23</b>	<b>4</b>	<b>0</b>	<b>.302</b>

CLUB POSTSEASON



## 2005 SEASON

The Angels clinched second straight A.L. West title with a 4-3 victory Sept. 27 at Oakland, marking the Club's fifth Western Division crown and sixth overall trip to the postseason (2002 Wild Card entrant). The Halos finished with a 95-67 record, seven games ahead of Oakland in the West. The 95 wins marked the second most in Club history (99 in 2002) while the seven-game division lead was the biggest game differential during a division title.

**SEASON NOTES:** The Club was in first place 171 of 183 days of the season...Halos went 22-9 to finish regular season (14-2 over final 16 games)...44 of 95 wins were in comeback fashion, including 16 when trailing after six innings (most in MLB)...Halos led MLB batting .296 with RISP and .279 with RISP and two outs...The Club also led MLB with 161 stolen bases...Garret Anderson set or extended the Angels' all-time records in hits (1,929), total bases (3,062), extra-base hits (565), doubles (403) and RBI (1,043)...Chone Figgins set the club record for base hits by a switch-hitter (186) and led MLB with 62 stolen bases...Despite missed time with a shoulder separation, Vlad Guerrero finished third in A.L. in average (.317), tied for 10th in home runs (32) and tied for ninth in RBI (108)...Figgins and Bartolo Colón shared team MVP honors...Angels finished with a 3.68 ERA, ranking third in A.L., and ranked first in strikeouts (1,126)...Francisco Rodriguez led the bullpen with 45 saves (T1st in A.L.), converting his last 18 opportunities...Scot Shields set a club record with 78 appearances...Seven Angel pitchers finished with a record above .500, led by Colón's 21-8 mark, the most wins in the A.L. and paving the way to his first Cy Young Award...Three Angels ranked in the top 10 in ERA in the A.L., including Jarrod Washburn (4th, 3.20), Lackey (6th, 3.44) and Colón (8th, 3.48)...Halos tied for first in league with Club-record-tying .986 fielding percentage...Orlando Cabrera tied the Club mark for fielding percentage by shortstop (.988, also David Eckstein in 2004), which also tied for MLB lead in 2005...Angels finished with a home attendance club record of 3,404,686, the second highest mark in the A.L. and third highest in MLB.



## POSTSEASON

### 2005 DIVISION SERIES RECAP

The first round of the Division Series matched the Angels against the New York Yankees, a team they had defeated in the 2002 DS. The Halos' win on the last day of the regular season was crucial as it gave the Club home field advantage over New York for the series.

Game 1 matched Mike Mussina vs. Bartolo Colón at Angel Stadium. A first inning, bases-clearing double by Robinson Cano proved to be too much for the Angels to overcome as it lifted the Yankees to a 4-2 win and a 1-0 series lead. It marked the fifth consecutive postseason series the Angels dropped Game 1.

In Game 2, the Halos defeated the Yankees 5-3 rallying from 2-0 deficit. Bengie Molina's solo HR in the 8th inning marked his second postseason HR in as many games. His two-out RBI single in the sixth frame tied the score at 2-2 and Orlando Cabrera's two-run single in the eighth inning proved to be the game-winner.

As the series shifted to the Bronx for Game 3, a three-run home run by Garret Anderson off Randy Johnson in the first inning sparked the Halos' offense to 11 runs on 19 hits (19 hits established a franchise playoff best). Anderson finished with four hits and five RBI and Bengie Molina homered for the third straight game.

The Halos would have to wait out a day of rain before Game 4. John Lackey, pitching on three days rest for Jarrod Washburn (scratched due to throat infection), limited the Yankees to one run on two hits in 5.2 innings of work. New York rallied from a 2-0 deficit, scoring one run in the sixth inning and two runs in the seventh frame for a 4-3 win. Both clubs totaled just four hits in the game. The series was tied at 2-2 with Game 5 being played the next night, over 3,000 miles across country in Anaheim.

The deciding game of the series was a rematch of Game 1 starters in Mussina and Colón. Colón would leave after just 1+ IP due to a strained right shoulder. The season came down to 22 year-old Ervin Santana, who was summoned from the bullpen. After an early 2-0 lead taken by New York in the top of the second inning, the Halos put up three runs in the bottom half of the frame with Adam Kennedy's two-run triple serving as the key blow. Santana would settle in and work 5.1 innings, allowing just three runs. A solo HR by Derek Jeter in the 7th inning brought the score to 5-3 but Francisco Rodriguez closed the door with the tying runs on base in the 9th. For the second time in four seasons, the Angels bounced the Yankees from the first round of the playoffs.

Santana became the sixth rookie winning pitcher in a winner-take-all postseason game and third to do it in last 20 years, along with John Lackey (2002 World Series vs. Giants) and Jaret Wright (1997 ALDS vs. Yankees).







### 2005 LEAGUE CHAMPIONSHIP SERIES RECAP

The Angels matched up with the Chicago White Sox in the American League Championship Series with hopes of advancing to the World Series for the second time in four seasons. A well-rested Chicago team awaited the Angels, who were playing three games in three cities (New York, Anaheim & Chicago) in consecutive days – the first time it occurred in Major League postseason history. The Angels would also be without Bartolo Colón for the remainder of the postseason.

In Game 1, Paul Byrd gave the club 6+ innings, allowing just two earned runs in lifting the club to a 3-2 win. Garret Anderson opened the scoring with a solo home run in the second inning and the Angels received RBI from Vladimir Guerrero and Orlando Cabrera in the third frame. Neither team would score a run after the fourth inning as Scot Shields and Francisco Rodriguez combined on three scoreless frames to close out the victory.

Game 2 was shrouded with controversy as an apparent third strike call by umpire Doug Eddings to end the 9th inning resulted in A.J. Pierzynski reaching first base amidst mass confusion on the field. Pinch-runner Pablo Ozuna promptly stole second base and scored the game-winning run on Joe Crede's double. Mark Buehrle went the distance for Chicago to earn the win as the Halos were held to one run on five hits. The series was tied at 1-1 and shifting to Anaheim.

In Game 3, another strong pitching performance did in the Angels as Jon Garland tossed a complete game en route to a 5-2 White Sox win. Paul Konerko's three-run home run in the first inning was all the offense needed on this night as the Angels were limited to two runs (two-run HR by Cabrera) on four hits.

More of the same for the Halos in Game 4 as the offense posted just two runs on six hits off Freddy Garcia, the third straight White Sox starter to hurl a complete game. Konerko struck again in the first inning with another three-run shot off Ervin Santana as the Sox cruised to an 8-2 victory.

Game 5 saw the Angels take their first lead since Game 1, a 3-2 cushion entering the seventh inning. The White Sox seemed destined for the World Series as they scored four unanswered runs from the seventh frame on and Jose Contreras silenced the Angel bats, tossing the fourth straight complete game for Chicago. The Angels managed just 11 runs in the five-game series, the fewest by an ALCS team since Boston in 1990. For the second straight season, the Angels were eliminated from the playoffs by the eventual World Champion.



### 2005 ALCS RECAP

#### CHICAGO WHITE SOX VS. LOS ANGELES ANGELS

##### OCT. 11-16, 2005



#### GAME 1 - Tuesday, October 11 at Chicago (N)

LOS ANGELES	0	1	2	0	0	0	0	0	0	0	0	0	0	—	3	7	1
CHICAGO	0	0	1	1	0	0	0	0	0	0	0	0	0	—	2	7	0

E: Figgins. LOB: CWS 6, LAA 4. HR: Anderson (off Contreras), Crede (off Byrd). SB: Figgins, Erstad. CS: Podsednik, Pierzynski. SH: Figgins. HB: Rowand (Byrd).

WP - Byrd, LP - Contreras, S - Rodriguez. T: 2:47 A: 40,659.

#### GAME 2 - Wednesday, October 12 at Chicago (N)

LOS ANGELES	0	0	0	0	1	0	0	0	0	0	0	0	0	—	1	5	3
CHICAGO	1	0	0	0	0	0	0	0	0	0	1	0	0	—	2	7	1

E: Washburn, Guerrero, Paul, Uribe. DP: CWS 2; LAA 1. GDP: Kennedy, Guerrero. LOB: CWS 4, LAA 7. HR: Quinlan (off Buehrle). SB: Ozuna. SH: Iguchi, Kennedy. HB: Iguchi (Washburn), B. Molina (Buehrle).

WP - Buehrle, LP - Escobar. T: 2:34 A: 41,013.

#### GAME 3 - Friday, October 14 at Anaheim (N)

CHICAGO	3	0	1	0	1	0	0	0	0	0	0	0	0	—	5	11	0
LOS ANGELES	0	0	0	0	0	2	0	0	0	0	0	0	0	—	2	4	0

DP: CWS 1, LAA 2. GDP: Guerrero, Rowand. LOB: CWS 6, LAA 1. HR: Konerko (off Lackey), Cabrera (off Garland). SH: Iguchi.

WP - Garland, LP - Lackey. T: 2:42 A: 44,725.

#### GAME 4 - Saturday, October 15 at Anaheim (N)

CHICAGO	3	0	1	1	1	0	0	2	0	0	0	0	0	—	8	8	1
LOS ANGELES	0	1	0	1	0	0	0	0	0	0	0	0	0	—	2	6	1

E: Garcia, Cabrera. DP: LAA 1. GDP: Uribe. LOB: CWS 5, LAA. HR: Konerko (off Santana), Pierzynski (off Santana). SB: Podsednik 2, Dye. CS: Crede. HB: Iguchi (Santana).

WP - Garcia, LP - Santana. T: 2:46 A: 44,857.

#### GAME 5 - Sunday, October 16 at Anaheim (N)

CHICAGO	0	1	0	0	1	0	1	1	2	0	0	0	0	—	6	8	1
LOS ANGELES	0	0	1	0	2	0	0	0	0	0	0	0	0	—	3	5	2

E: Kennedy, Contreras, Escobar. DP: LAA 1. LOB: CWS 9, LAA 4. HR: Crede (off Escobar). SB: Podsednik. CS: Iguchi SF: Crede, Rowand, Anderson. SH: Figgins, Pierzynski. HB: Iguchi (Byrd). PB: Pierzynski.

WP - Contreras, LP - Escobar. T: 3:11 A: 44,712.

# CLUB POSTSEASON 2005

## ANGELS 2005 LEAGUE CHAMPIONSHIP SERIES

PLAYER	AVG	G	AB	R	H	TB	2B	3B	HR	RBI	SH	SF	HP	BB	IBB	SO	SB	CS	GIDP	E
Anderson, G	.176	5	17	2	3	6	0	0	1	2	0	1	0	1	0	5	0	0	0	0
Cabrera, O	.200	5	20	1	4	8	1	0	1	3	0	0	0	0	0	2	0	0	0	1
DaVanon, J	.000	3	1	0	0	0	0	0	0	0	0	0	0	0	0	0	0	0	0	0
Erstad, D	.235	5	17	1	4	5	1	0	0	0	0	0	1	0	2	1	0	0	0	0
Figgins, C	.118	5	17	1	2	3	1	0	0	1	2	0	0	1	0	3	1	0	0	1
Finley, S	.222	3	9	1	2	2	0	0	0	0	0	0	0	0	0	2	0	0	1	0
Guerrero, V	.050	5	20	0	1	1	0	0	0	1	0	0	0	0	0	1	0	0	2	1
Izturis, M	.000	1	0	0	0	0	0	0	0	0	0	0	0	0	0	0	0	0	0	0
Kennedy, A	.286	5	14	3	4	4	0	0	0	1	1	0	0	0	0	1	0	0	1	1
Kotchman, C	.286	2	7	0	2	3	1	0	0	1	0	0	1	0	1	0	0	0	0	0
Molina, B	.118	5	17	0	2	2	0	0	0	1	0	0	1	0	2	0	0	0	0	0
Molina, J	.333	1	3	0	1	1	0	0	0	0	0	0	0	0	0	0	0	0	0	0
Paul, J	.000	1	0	0	0	0	0	0	0	0	0	0	0	0	0	0	0	0	0	1
Quinlan, R	.333	1	3	1	1	4	0	0	1	1	0	0	0	0	2	0	0	0	0	0
Rivera, J	.111	3	9	1	1	2	1	0	0	0	0	0	0	0	1	0	0	0	0	0
<b>TOTALS</b>	<b>.175</b>	<b>5</b>	<b>154</b>	<b>11</b>	<b>27</b>	<b>41</b>	<b>5</b>	<b>0</b>	<b>3</b>	<b>11</b>	<b>3</b>	<b>1</b>	<b>1</b>	<b>4</b>	<b>0</b>	<b>22</b>	<b>2</b>	<b>0</b>	<b>4</b>	<b>7</b>

PITCHER	W	L	ERA	G	GS	CG	GF	SHO	SV	IP	H	R	ER	HR	HB	BB	IBB	SO	WP	BK	AVG	OPP
																						BK
Byrd, P	1	0	3.38	2	2	0	0	0	0	10.2	10	4	4	1	2	2	0	2	0	0	.256	
Donnelly, B	0	0	0.00	3	0	0	1	0	0	3.1	2	0	0	0	0	1	0	5	0	0	.182	
Escobar, K	0	2	2.08	2	0	0	1	0	0	4.1	4	3	1	1	0	2	0	10	0	0	.222	
Gregg, K	0	0	0.00	1	0	0	0	0	0	2.0	1	0	0	0	0	1	0	3	0	0	.143	
Lackey, J	0	1	9.00	1	1	0	0	0	0	5.0	8	5	5	1	0	1	0	3	0	0	.381	
Rodriguez, F	0	0	0.00	2	0	0	2	0	1	2.1	2	2	0	0	0	3	0	3	0	0	.250	
Santana, E	0	1	10.38	1	1	0	0	0	0	4.1	3	6	5	2	1	3	0	2	0	0	.188	
Shields, S	0	0	0.00	4	0	0	0	0	0	6.0	4	0	0	0	0	1	1	5	0	0	.200	
Washburn, J	0	0	0.00	1	1	0	0	0	0	4.2	4	1	0	0	1	1	0	1	0	0	.235	
Yan, E	0	0	9.00	1	0	0	1	0	0	2.0	3	2	2	0	1	0	2	0	0	0	.375	
<b>TOTALS</b>	<b>1</b>	<b>4</b>	<b>3.43</b>	<b>5</b>	<b>5</b>	<b>0</b>	<b>5</b>	<b>0</b>	<b>1</b>	<b>44.2</b>	<b>41</b>	<b>23</b>	<b>17</b>	<b>5</b>	<b>4</b>	<b>16</b>	<b>1</b>	<b>36</b>	<b>0</b>	<b>0</b>	<b>.248</b>	

## ANGELS 2005 CUMULATIVE POSTSEASON STATISTICS

PLAYER	AVG	G	AB	R	H	TB	2B	3B	HR	RBI	SH	SF	HP	BB	IBB	SO	SB	CS	GIDP	E
Anderson, G	.222	10	36	4	8	19	0	1	3	9	0	2	0	1	0	5	0	0	0	0
Cabrera, O	.220	10	41	4	9	15	3	0	1	6	0	0	0	0	0	3	0	0	0	2
DaVanon, J	.000	4	1	1	0	0	0	0	0	0	0	0	0	0	0	0	0	0	0	0
Erstad, D	.270	10	37	2	10	13	3	0	0	3	0	0	0	1	0	8	1	0	1	0
Figgins, C	.132	10	38	3	5	9	2	1	0	3	2	0	0	2	0	11	1	1	1	1
Finley, S	.150	8	20	3	3	4	1	0	0	1	4	0	0	1	0	6	0	0	1	0
Guerrero, V	.184	10	38	5	7	7	0	0	0	1	0	0	1	2	1	3	1	1	2	1
Izturis, M	.000	1	0	0	0	0	0	0	0	0	0	0	0	0	0	0	0	0	0	0
Kennedy, A	.258	10	31	3	8	10	0	1	0	3	2	0	0	0	0	4	0	2	1	1
Kotchman, C	.222	4	9	0	2	3	1	0	0	1	0	0	0	1	0	1	0	0	0	0
Molina, B	.286	10	35	5	10	19	0	0	3	6	0	0	2	0	2	0	0	0	0	0
Molina, J	.500	2	4	1	2	2	0	0	0	1	0	0	0	0	0	0	0	0	0	0
Paul, J	.000	2	0	0	0	0	0	0	0	0	0	0	0	0	0	0	0	0	0	1
Quinlan, R	.400	3	5	1	2	5	0	0	1	1	0	0	0	0	0	2	0	0	0	0
Rivera, J	.269	8	26	4	7	12	2	0	1	1	0	0	0	1	0	3	0	0	0	0
<b>TOTALS</b>	<b>.227</b>	<b>10</b>	<b>321</b>	<b>36</b>	<b>73</b>	<b>118</b>	<b>12</b>	<b>3</b>	<b>9</b>	<b>36</b>	<b>8</b>	<b>2</b>	<b>3</b>	<b>9</b>	<b>1</b>	<b>48</b>	<b>3</b>	<b>4</b>	<b>6</b>	<b>8</b>

PITCHER	W	L	ERA	G	GS	CG	GF	SHO	SV	IP	H	R	ER	HR	HB	BB	IBB	SO	WP	BK	AVG	OPP
																						BK
Byrd, P	1	0	5.02	3	3	0	0	0	0	14.1	17	8	8	2	2	4	0	4	0	0	.298	
Colon, B	0	1	4.50	2	2	0	0	0	0	8	10	4	4	0	1	2	0	7	0	0	.313	
Donnelly, B	0	0	2.45	4	0	0	1	0	0	3.2	4	2	1	0	0	2	0	5	0	0	.286	
Escobar, K	1	2	1.59	6	0	0	2	0	0	11.1	6	4	2	2	2	7	0	15	2	0	.150	
Gregg, K	0	0	0.00	1	0	0	0	0	0	2	1	0	0	0	0	1	0	3	0	0	.143	
Lackey, J	0	1	4.41	3	3	0	0	0	0	16.1	15	8	8	1	0	10	0	12	2	0	.250	
Rodriguez, F	0	0	1.59	5	0	0	5	0	3	5.2	7	3	1	1	0	3	0	5	0	0	.318	
Santana, E	1	1	7.45	2	1	0	0	0	0	9.2	8	9	8	3	2	5	0	4	0	0	.229	
Shields, S	1	1	1.64	8	0	0	1	0	0	11	8	2	2	0	0	4	1	10	0	0	.205	
Washburn, J	0	0	0.00	1	1	0	0	0	0	4.2	4	1	0	0	1	1	0	1	0	0	.235	
Yan, E	0	0	9.00	1	0	0	1	0	0	2	3	2	2	0	0	1	0	2	0	0	.375	
<b>TOTALS</b>	<b>4</b>	<b>6</b>	<b>3.65</b>	<b>10</b>	<b>10</b>	<b>0</b>	<b>10</b>	<b>0</b>	<b>3</b>	<b>88.2</b>	<b>83</b>	<b>43</b>	<b>36</b>	<b>9</b>	<b>6</b>	<b>40</b>	<b>1</b>	<b>68</b>	<b>4</b>	<b>0</b>	<b>.251</b>	



# CLUB POSTSEASON 2007

## ANGELS 2007 DIVISION SERIES

PLAYER	AVG	G	AB	R	H	TB	2B	3B	HR	RBI	SH	SF	HP	BB	IBB	SO	SB	CS	GDP	E
Anderson, G	.222	3	9	0	2	3	1	0	0	0	0	0	0	1	0	2	0	0	0	0
Aybar, E	.000	1	1	0	0	0	0	0	0	0	0	0	0	0	0	0	0	0	0	0
Cabrera, O	.250	3	12	0	3	4	1	0	0	1	0	0	0	1	0	1	0	0	0	0
Figgins, C	.231	3	13	1	3	5	2	0	0	1	0	0	0	0	0	4	0	0	0	0
Guerrero, V	.200	3	10	0	2	2	0	0	0	0	0	0	1	1	0	0	0	0	0	0
Haynes, N	.000	1	1	0	0	0	0	0	0	0	0	0	0	0	0	1	0	0	0	0
Izturis, M	.333	3	12	1	4	6	2	0	0	0	0	0	0	0	0	2	2	2	0	0
Kendrick, H	.200	3	10	0	2	2	0	0	0	1	0	1	0	0	0	1	2	0	1	0
Kotchman, C	.000	2	5	1	0	0	0	0	0	0	0	0	0	2	0	1	0	0	0	0
Mathis, J	.000	2	3	0	0	0	0	0	0	1	0	0	0	0	0	0	0	0	0	0
Morales, K	.111	3	9	1	1	1	0	0	0	0	0	0	0	0	0	2	0	0	0	0
Napoli, M	.167	3	6	0	1	1	0	0	0	0	0	0	0	0	0	3	0	0	0	0
Quinlan, R	.000	1	0	0	0	0	0	0	0	0	0	0	0	0	0	0	0	0	0	0
Rivera, J	.333	2	3	0	1	1	0	0	0	0	0	0	0	1	0	1	0	0	0	0
Willits, R	.000	3	4	0	0	0	0	0	0	0	0	0	0	1	0	2	1	0	0	0
<b>TOTALS</b>	<b>.192</b>	<b>3</b>	<b>99</b>	<b>4</b>	<b>19</b>	<b>25</b>	<b>6</b>	<b>0</b>	<b>0</b>	<b>4</b>	<b>0</b>	<b>1</b>	<b>1</b>	<b>7</b>	<b>0</b>	<b>20</b>	<b>5</b>	<b>0</b>	<b>1</b>	<b>0</b>

PITCHER	W	L	ERA	G	GS	CG	GF	SHO	SV	IP	H	R	ER	HR	HB	BB	IBB	SO	WP	BK	OPP	AVG
Escobar, K	0	0	5.40	1	1	0	0	0	0	5	4	3	3	0	0	5	1	5	0	0	.222	
Lackey, J	0	1	6.00	1	1	0	0	0	0	6	9	4	4	2	0	2	0	4	1	0	.391	
Moseley, D	0	0	0.00	1	0	0	1	0	0	1	1	0	0	0	0	0	0	1	0	0	.333	
Oliver, D	0	0	27.00	1	0	0	0	0	0	0.2	2	2	2	0	0	0	0	0	0	0	.400	
Rodriguez, F	0	0	54.00	1	0	0	1	0	0	0.1	1	2	2	1	0	1	1	1	0	0	.500	
Santana, E	0	0	0.00	1	0	0	1	0	0	2	0	0	0	0	0	0	0	2	0	0	.000	
Shields, S	0	0	2.25	2	0	0	0	0	0	4	0	1	0	0	0	4	0	4	0	0	.000	
Speier, J	0	1	27.00	2	0	0	0	0	0	1.2	4	5	5	0	0	1	0	0	0	0	.500	
Weaver, J	0	1	3.60	1	1	0	0	0	0	5	4	2	2	2	0	3	0	5	0	0	.222	
<b>TOTALS</b>	<b>0</b>	<b>3</b>	<b>6.66</b>	<b>3</b>	<b>3</b>	<b>0</b>	<b>3</b>	<b>0</b>	<b>0</b>	<b>25.2</b>	<b>25</b>	<b>19</b>	<b>19</b>	<b>5</b>	<b>0</b>	<b>16</b>	<b>2</b>	<b>22</b>	<b>1</b>	<b>0</b>	<b>.269</b>	

## ANGELS RETIRED UNIFORM NUMBERS

No.	Individual	Year
26	Gene Autry	1982
29	Rod Carew	1986
30	Nolan Ryan	1992
50	Jimmie Reese	1995
11	Jim Fregosi	1998

Note: The Angels and Major League Baseball retired number 42 on Jackie Robinson's behalf in 1997.

## ANGELS A.L. WEST DIVISION CLINCHING DATES

Year	No.	Date	Details
1979	158	Sept. 25	Angels defeat Kansas City, 4-1, at Anaheim Stadium (Tanana over Chamberlain).
1982	161	Oct. 2	Angels defeat Texas, 6-4, at Anaheim Stadium (Goltz over Hough).
1986	153	Sept. 26	Angels defeat Texas, 8-3, at Anaheim Stadium (Candelaria over Mohorcic).
2004	161	Oct. 2	Angels defeat Oakland, 5-4 at Network Associates Coliseum (Donnelly over Rincon).
2005	157	Sept. 27	Angels defeat Oakland, 4-3 at McAfee Coliseum (Santana over Kennedy).
2007	156	Sept. 23	Angels defeat Seattle, 7-4 at Angel Stadium (Lackey over Jeff Weaver).
2008	145	Sept. 10	Angels defeat New York Yankees, 4-2 at Angel Stadium (Moseley over Pettitte).
2009	156	Sept. 28	Angels defeat Texas, 11-0 at Angel Stadium (Santana over Hunter).
2014	152	Sept. 17	Angels defeat Seattle, 5-0 at Angel Stadium (Wilson over Paxton).



## 2008 DIVISION SERIES RECAP

For the third time in five seasons and fourth time in eight total playoff appearances (1986, 2004, 2007 & 2008), the Angels faced off against the Boston Red Sox (A.L. wild card entrant). The Halos entered the series with home-field advantage throughout the playoffs with the Majors' best record (100-62). The Angels also entered the 2008 postseason having dropped their last seven overall playoff games and last nine postseason affairs against Boston.

In Game 1 at Angel Stadium, the Angels offense sputtered at the hands of Red Sox starter Jon Lester (7 IP, 6 H, 1 R, 0 ER, 1 BB, 7 SO) in the 4-1 setback. John Lackey (6.2 IP, 4 H, 2 R, 2 ER, 1 HR, 3 BB, 5 SO) suffered the loss despite a solid outing. The Angels held a 1-0 lead through five innings, courtesy of a Torii Hunter RBI single, before Jason Bay put the Red Sox up for good with a two-run shot off Lackey in the top of the sixth. The Angels' 2 thru 5 hitters were 8-for-15 (.533) but the team went 1-for-7 with runners in scoring position, stranding nine baserunners.

In Game 2 at Angel Stadium, the Angels clawed back from an early four-run deficit to knot the game at 5-5 in the eighth inning. The momentum quickly evaporated as J.D. Drew's two-run home run off Francisco Rodriguez in the ninth proved to be the game-winner, giving the Red Sox a commanding 2-0 series lead. The loss was the ninth consecutive playoff setback for the Angels and 11th straight playoff loss to Boston. Chone Figgins' triple to lead off the eighth inning was the Angels' first extra-base hit of the series (first 19 hits were singles). The Angels were 3-for-14 with RISP while stranding 11 runners. Hunter logged RBI singles in the first and fifth innings and drove in three of the Angels' six runs over the first two games.

In Game 3 at Fenway Park, the Halos beat the Red Sox in the playoffs for the first time since Oct. 11, 1986 (Game 4 of ALCS), snapping an 11-game skid to Boston. The 5-4, 12-inning win (5 hr., 19 min.) marked the longest postseason game in club history. Erick Aybar's 12th-inning RBI single scoring Mike Napoli was the game-winner. Napoli connected for two home runs marking the fifth time an Angel logged a multi-HR playoff game. Napoli became just the sixth MLB catcher with a multi-HR game in the playoffs. Jered Weaver (2 IP, 1 H, 1 BB, 3 SO) earned the victory in the first relief appearance of his career.

Game 4 at Fenway Park would end in a fashion all too familiar to the Angels - a walk-off, series-clinching win for the Red Sox. A clutch two-out, two-run single by Hunter in the bottom of the eighth inning tied the game a 2-2. In the top of the ninth, the Halos looked poised to take the lead after a leadoff double from pinch-hitter Kendrys Morales. However, the scoring threat was foiled after a botched suicide squeeze ended the rally. In the ninth, Jed Lowrie's two-out RBI single plated Jason Bay from second base with the winning run. For the third time in five seasons, the Angels were eliminated from the first round of playoffs by the Red Sox.



## 2008 ALDS RECAP LOS ANGELES ANGELS VS. BOSTON RED SOX OCT. 1-6, 2008



### GAME 1 - Wednesday, October 1, 2008 at Anaheim (N)

BOSTON	0	0	0	0	0	2	0	0	2	—	4	8	1
LOS ANGELES	0	0	1	0	0	0	0	0	0	—	1	9	1

LOB: BOS 9, LAA 9. HR: Bay (off Lackey) E: Lowrie, Matthews SB: Ellsbury (2) HBP: Lowrie (by Lackey)  
WP - Lester, LP - Lackey T: 3:14. A: 44,996.

### GAME 2 - Friday, October 3, 2008 at Anaheim (N)

BOSTON	4	0	0	1	0	0	0	0	2	—	7	14	0
LOS ANGELES	1	0	0	1	1	0	1	1	0	—	5	11	2

LOB: BOS 10, LAA 11. HR: Bay (off Santana), Drew (Off F. Rodriguez) E: Aybar, Hunter SB: Ellsbury. SF: Teixeira. GIDP: Varitek.  
WP - Papelbon, LP - F. Rodriguez T: 3:51. A: 45,354.

### GAME 3 - Sunday, October 5, 2008 at Boston (N)

LOS ANGELES	1	0	2	0	1	0	0	0	0	0	1	—	5	16	0
BOSTON	0	3	0	0	1	0	0	0	0	0	0	—	4	7	0

LOB: LAA 16, BOS 8. HR: Napoli (2 off Beckett) SB: Figgins, Guerrero, Crisp. CS: Ellsbury SH: Kendrick HBP: Pedroia (by Saunders), Napoli (by Delcarmen) GIDP: Varitek. Outfield Assist: Bay.  
WP - Weaver, LP - Lopez T: 5:19. A: 39,067.

### GAME 4 - Monday, October 6, 2008 at Boston (N)

LOS ANGELES	0	0	0	0	0	0	0	2	0	—	2	6	1
BOSTON	0	0	0	0	2	0	0	0	1	—	3	9	0

LOB: LAA 7, BOS 6. E: Figgins. CS: Willits. SH: Kendrick. GIDP: Kotsay, Ellsbury. PB: Varitek  
WP - Delcarmen, LP - Shields T: 2:50. A: 38,785.

# CLUB POSTSEASON 2008

## ANGELS 2008 DIVISION SERIES

PLAYER	AVG	G	AB	R	H	TB	2B	3B	HR	RBI	SH	SF	HP	BB	IBB	SO	SB	CS	GDP	E
Anderson, G	.158	4	19	1	3	3	0	0	0	0	0	0	0	1	0	4	0	0	0	0
Aybar, E	.111	4	18	0	2	2	0	0	0	1	0	0	0	0	0	2	0	0	0	1
Figgins, C	.333	4	21	2	7	10	1	1	0	1	0	0	0	0	0	6	1	0	0	1
Guerrero, V	.467	4	15	2	7	8	1	0	0	0	0	0	0	4	0	1	1	0	0	0
Hunter, T	.389	4	18	0	7	7	0	0	0	5	0	0	0	1	0	3	0	0	0	1
Kendrick, H	.118	4	17	0	2	2	0	0	0	0	2	0	0	0	0	7	0	0	0	0
Mathis, J	.500	1	2	0	1	0	0	0	0	0	0	0	0	0	0	1	0	0	0	0
Mathews, G	.000	3	5	0	0	0	0	0	0	0	0	0	0	0	0	2	0	0	0	1
Morales, K	.500	4	4	0	2	3	1	0	0	0	0	0	0	0	0	0	0	0	0	0
Napoli, M	.250	4	12	3	3	9	0	0	2	4	0	0	1	2	0	3	0	0	0	0
Rivera, J	.125	3	8	1	1	1	0	0	0	1	0	0	0	3	0	2	0	0	0	0
Teixeira, M	.467	4	15	4	7	7	0	0	0	1	0	1	0	4	0	3	0	0	0	0
Willits, R	---	3	0	0	0	0	0	0	0	0	0	0	0	0	0	0	0	1	0	0
<b>TOTALS</b>	<b>.273</b>	<b>4</b>	<b>154</b>	<b>13</b>	<b>42</b>	<b>53</b>	<b>3</b>	<b>1</b>	<b>2</b>	<b>13</b>	<b>2</b>	<b>1</b>	<b>1</b>	<b>15</b>	<b>0</b>	<b>34</b>	<b>2</b>	<b>1</b>	<b>0</b>	<b>4</b>

PITCHER	W	L	ERA	G	GS	CG	GF	SHO	SV	IP	H	R	ER	HR	HB	BB	IBB	SO	WP	BK	OPP	AVG
Arredondo, J	0	0	0.00	3	0	0	1	0	0	3.2	2	0	0	0	0	0	0	4	0	0	0	.154
Lackey, J	0	1	2.63	2	2	0	0	0	0	13.2	11	4	4	1	1	4	0	6	0	0	0	.212
Oliver, D	0	0	0.00	2	0	0	0	0	0	1.1	0	0	0	0	0	1	0	1	0	0	0	.000
Rodríguez, F	0	1	7.71	2	0	0	1	0	0	2.1	5	2	2	1	0	2	0	2	0	0	0	.455
Santana, E	0	0	8.44	1	1	0	0	0	0	5.1	8	5	5	1	0	0	0	3	0	0	0	.308
Saunders, J	0	0	7.71	1	1	0	0	0	0	4.2	5	4	4	0	1	4	0	2	0	0	0	.278
Shields, S	0	1	4.76	4	0	0	1	0	0	5.2	6	3	3	0	0	1	0	7	0	0	0	.273
Weaver, J	1	0	0.00	1	0	0	1	0	0	2	1	0	0	0	0	1	0	3	0	0	0	.143
<b>TOTALS</b>	<b>1</b>	<b>3</b>	<b>4.19</b>	<b>4</b>	<b>4</b>	<b>0</b>	<b>4</b>	<b>0</b>	<b>0</b>	<b>38.2</b>	<b>38</b>	<b>18</b>	<b>18</b>	<b>3</b>	<b>2</b>	<b>15</b>	<b>0</b>	<b>28</b>	<b>0</b>	<b>0</b>	<b>0</b>	<b>.250</b>

## ANGELS MEMORIAL UNIFORM MARKINGS

- 1965** - Black armband on left sleeve honoring passing of teammate **Dick Wantz**.
- 1974** - Black ribbon attached to left sleeve during Spring Training honoring passing of teammate **Bruce Heinbechner**.
- 1978** - Black armband on left sleeve honoring passing of teammate **Lyman Bostock**.
- 1992** - Initials "DJ" on left sleeve honoring passing of coach **Deron Johnson**.
- 1994-95** - Black armband with "REESE 50" in white on right sleeve and circular black patch with "REESE 50" in white on left sleeve (worn during second half of 1994 and spring of 1995) in honor of the late coach **Jimmie Reese**.
- 1999** - Caricature of **Gene Autry** with "26" in circular patch on right sleeve honoring the late owner.
- 2009** - Black encircled patch with white #34 in honor of the late **Nick Adenhart** (above the heart).
- 2009** - Diamond-shaped patch with "PRESTON" inscribed in honor of the late **Preston Gomez** (on right sleeve).
- 2013** - Black encircled patch with red "LEW" inscribed in honor of the late **Dr. Lewis Yocum** (above the heart).
- 2013** - White encircled patch outlined in red with "STAN MUSIAL" signature in middle with number "6" for passing of Cardinals' legend Stan Musial (above heart on BP tops; Angels played Cards that series).
- 2014** - White encircled patch with red "FREGOSI 11" inscribed in honor the late player and manager **Jim Fregosi** (above the heart).
- 2016** - Black encircled patch with white "DEAN CHANCE LA" inscribed in honoring passing of former player **Dean Chance**.
- 2017** - White encircled patch with red "BAYLOR 25" in honor of the late **Don Baylor** (above the heart).
- 2019** - White encircled patch with red "SKAGGS 45" in honor of the late **Tyler Skaggs** (above the heart).



# CLUB POSTSEASON 2009

## ANGELS 2009 DIVISION SERIES

PLAYER	AVG	G	AB	R	H	TB	2B	3B	HR	RBI	SH	SF	HP	BB	IBB	SO	SB	CS	GIDP	E
Abreu, B	.556	3	9	4	5	7	2	0	0	1	0	0	0	4	0	0	0	1	0	0
Aybar, E	.364	3	11	2	4	7	1	1	0	2	0	0	0	0	0	1	0	0	0	0
Figgins, C	.000	3	12	1	0	0	0	0	0	0	1	0	0	1	0	6	0	0	0	0
Guerrero, V	.400	3	10	2	4	4	0	0	0	2	0	0	0	2	0	1	0	0	0	0
Hunter, T	.200	3	10	2	2	6	1	0	1	3	0	0	1	2	1	1	0	0	0	0
Izturis, M	.143	2	7	1	1	1	0	0	0	1	0	0	0	0	0	2	1	0	0	0
Kendrick, H	.200	2	5	1	1	1	0	0	0	0	0	0	0	0	0	2	1	0	0	0
Mathis, J	.333	2	3	0	1	1	0	0	0	0	1	0	0	0	0	2	0	0	0	1
Mathews, G	.000	1	1	0	0	0	0	0	0	0	0	0	0	0	0	0	0	0	0	0
Morales, K	.200	3	10	1	2	5	0	0	1	3	0	1	0	1	0	0	0	0	0	0
Napoli, M	.250	2	4	1	1	2	1	0	0	0	0	0	2	0	0	1	0	0	0	0
Rivera, J	.273	3	11	1	3	4	1	0	0	2	0	0	0	0	0	2	1	0	2	0
Willits, R	.000	1	0	0	0	0	0	0	0	0	0	0	0	0	0	0	0	0	0	0
Wood, B	.000	0	0	0	0	0	0	0	0	0	0	0	0	0	0	0	0	0	0	0
<b>Totals</b>	<b>.258</b>	<b>3</b>	<b>93</b>	<b>16</b>	<b>24</b>	<b>38</b>	<b>6</b>	<b>1</b>	<b>2</b>	<b>14</b>	<b>2</b>	<b>1</b>	<b>3</b>	<b>10</b>	<b>1</b>	<b>18</b>	<b>3</b>	<b>1</b>	<b>2</b>	<b>1</b>

PITCHER	R/L	W	L	ERA	G	GS	CG	GF	SHO	SV	IP	H	R	ER	HR	HB	BB	IBB	SO	WP	BK	AVG
Bulger, J	R	0	0	0.00	1	0	0	0	0	0	1	0	0	0	0	0	1	0	1	0	0	.000
Fuentes, B	L	0	0	0.00	2	0	0	2	0	2	1.2	0	0	0	0	0	1	0	0	0	0	.000
Jepsen, K	R	0	0	6.75	2	0	0	0	0	0	1.1	3	1	1	0	0	0	0	1	0	0	.429
Kazmir, S	L	0	0	7.50	1	1	0	0	0	0	6	5	5	5	1	0	3	0	1	0	0	.217
Lackey, J	R	1	0	0.00	1	1	0	0	0	0	7.1	4	0	0	0	0	1	0	4	1	0	.160
Oliver, D	L	1	0	0.00	3	0	0	1	0	0	2.1	1	0	0	0	0	0	0	2	0	0	.125
Weaver, J	R	1	0	1.23	1	1	0	0	0	0	7.1	2	1	1	0	0	2	0	7	0	0	.083
<b>Totals</b>		<b>3</b>	<b>0</b>	<b>2.33</b>	<b>3</b>	<b>3</b>	<b>0</b>	<b>3</b>	<b>1</b>	<b>2</b>	<b>27</b>	<b>15</b>	<b>7</b>	<b>7</b>	<b>1</b>	<b>0</b>	<b>8</b>	<b>0</b>	<b>16</b>	<b>1</b>	<b>0</b>	<b>.158</b>

## 2009 LEAGUE CHAMPIONSHIP SERIES RECAP

Following a three-game sweep of Boston in the Division Series, the Halos were headed to the ALCS for the sixth time in club history. It marked the third playoff matchup with the New York Yankees, the Angels winning both previous DS in 2002 & 2005. The Angels and Yankees were the two statistical leaders in several offensive categories during the 2009 campaign.

**MISCUES LEAD TO 0-2:** After setting a club record for fewest errors (85) committed during 2009 season, the Angels committed five errors leading to three unearned runs through the first two games in New York. While leading the Majors batting .297 with RISP during the regular season, the Halos hit .222 (4/18), stranding 21 runners after two games. The 2009 ALCS marked the fifth time Angels fell behind 0-2 in a playoff series.

**ANOTHER GAME 3 COMEBACK:** After spotting the Yankees a 3-0 lead through four innings, a solo HR by Howie Kendrick in the fifth inning put the Angels on the board. Vladimir Guerrero followed the next inning with a game-tying, two-run home run. The game would go to the bottom of the 11th inning where another "nobody on with two outs" rally took place. Kendrick lined a single up the middle and Jeff Mathis followed with a game-winning RBI double to get the Angels back in the series. The comeback win snapped the Halos' six-game LCS losing streak and marked the third walk-off hit in Club playoff history (also Game 3 of '79 ALCS & Game 4 of '86 LCS).

**CLASSIC GAME 5:** Following a shutdown performance by CC Sabathia in a 10-1 Game 4 loss (8 IP, 1 ER), the Angels were facing elimination down 3-1 in the series. The Angels put up a four-run first inning in Game 5. Starter John Lackey was lifted after 6.2 IP and that's when the trouble started - a six-run Yankee 7th inning put them up 6-4 after 6 1/2 frames. However, the Halos immediately responded in the bottom half of the seventh with a leadoff hit by Jeff Mathis (his 6th consecutive hit, an Angels' playoff club record) and key RBI singles by Vladimir Guerrero and Kendry Morales. Brian Fuentes worked through a dicey 9th inning (1 IP, 2 BB, 1 HB) to preserve the one-run save and send the series back to the Bronx. The win was the Halos' eighth all-time in the postseason vs. New York - all of which have been of the comeback variety.

**YANKEES TAKE THE PENNANT:** In Game 6 at New York, a strong pitching performance by Andy Pettitte (6.1 IP, 1 ER, 6 SO), timely hitting by the Yankees and another game of Angels miscues sent New York to the World Series for the 40th time. The Halos scratched across the game's first run with an RBI single from Bobby Abreu with two outs in the third. Starter Joe Saunders got out of jams in the first and second innings before the Yankees tagged him for three runs in the fourth, sparked by Johnny Damon's two-run single. No scoring took place during innings 5-7 before the Halos pulled within 3-2 on Guerrero's two-out RBI single in the eighth, his last at-bat of the postseason (his RBI off Mariano Rivera was the first postseason earned run off the Yankees' closer since Game 2 of the 2000 World Series). A comeback was not meant to be as New York capitalized on two crucial Angel errors in the bottom of the eighth (Kendrick fielding, Kazmir throwing) to push the lead to 5-2, it took only three outs for Rivera to get in the ninth to close out the series. The Angels fell to 1-5 in six League Championship Series.





# CLUB POSTSEASON 2009

## ANGELS 2009 CUMULATIVE STATISTICS

PLAYER	AVG	G	AB	R	H	TB	2B	3B	HR	RBI	SF	HP	BB	IBB	SO	SB	CS	GDP	E	SLG	OBP	PINCH HIT		
																						AB	H	HR
Abreu, B	.265	9	34	6	9	13	4	0	0	3	0	0	8	3	8	0	1	0	1	.382	.405	0	0	0
Aybar, E	.290	9	31	4	9	13	2	1	0	3	2	0	1	0	2	3	0	2	0	.419	.313	0	0	0
Figgins, C	.086	9	35	3	3	3	0	0	0	1	3	0	1	4	0	9	0	0	0	1.086	.200	0	0	0
Guerrero, V	.378	9	37	5	14	20	3	0	1	7	0	0	3	0	6	0	0	0	0	.541	.425	0	0	0
Hunter, T	.273	9	33	4	9	14	2	0	1	5	0	0	1	7	1	5	1	2	1	.424	.415	0	0	0
Izturis, M	.118	6	17	2	2	3	1	0	0	2	0	1	0	1	1	3	1	0	0	1.176	.158	1	0	0
Kendrick, H	.263	6	19	4	5	10	0	1	1	1	0	0	0	1	0	3	1	0	0	1.526	.300	0	0	0
Mathis, J	.533	7	15	2	8	13	5	0	0	1	1	0	0	0	4	0	0	0	1.867	.533	0	0	0	
Matthews, G	.000	4	5	1	0	0	0	0	0	0	0	0	1	0	3	0	0	0	0	.000	.167	4	0	0
Morales, K	.176	9	34	2	6	12	0	0	2	7	0	1	1	2	0	6	0	1	0	.353	.237	0	0	0
Napoli, M	.154	7	13	1	2	3	1	0	0	0	0	0	2	0	0	4	0	0	0	.231	.267	1	0	0
Quinlan, R	.000	0	0	0	0	0	0	0	0	0	0	0	0	0	0	0	0	0	0	.000	.000	0	0	0
Rivera, J	.222	9	36	1	8	10	2	0	0	2	0	0	0	0	3	1	0	4	1	.278	.222	0	0	0
Willits, R	.000	4	0	0	0	0	0	0	0	0	0	0	0	0	0	0	0	0	0	.000	.000	0	0	0
Wilson, R	.000	0	0	0	0	0	0	0	0	0	0	0	0	0	0	0	0	0	0	.000	.000	0	0	0
<b>LAA</b>	<b>.243</b>	<b>9</b>	<b>309</b>	<b>35</b>	<b>75</b>	<b>114</b>	<b>20</b>	<b>2</b>	<b>5</b>	<b>32</b>	<b>6</b>	<b>2</b>	<b>5</b>	<b>28</b>	<b>5</b>	<b>56</b>	<b>7</b>	<b>2</b>	<b>9</b>	<b>.369</b>	<b>.314</b>	<b>6</b>	<b>0</b>	<b>0</b>
<b>OPPONENTS</b>	<b>.243</b>	<b>9</b>	<b>317</b>	<b>40</b>	<b>77</b>	<b>121</b>	<b>11</b>	<b>3</b>	<b>9</b>	<b>37</b>	<b>4</b>	<b>2</b>	<b>3</b>	<b>46</b>	<b>5</b>	<b>63</b>	<b>3</b>	<b>3</b>	<b>7</b>	<b>.382</b>	<b>.342</b>	<b>8</b>	<b>1</b>	<b>0</b>
<b>DH</b>	<b>.378</b>	<b>6</b>	<b>37</b>	<b>6</b>	<b>14</b>	<b>20</b>	<b>3</b>	<b>0</b>	<b>1</b>	<b>7</b>	<b>0</b>	<b>0</b>	<b>0</b>	<b>3</b>	<b>0</b>	<b>6</b>	<b>1</b>	<b>0</b>	<b>0</b>	<b>.541</b>	<b>.425</b>	<b>0</b>	<b>0</b>	<b>0</b>

PITCHER	R/L	W	L	ERA	G	GS	CG	GF	SHO	SV	IP	H	R	ER	HR	HB	BB	IBB	SO	WP	BK	OPP	AVG
																							AVG
Bulger, J	R	0	0	2.70	4	0	0	0	0	0	3.1	1	1	1	1	1	4	0	5	1	0	.091	
Fuentes, B	L	0	0	1.93	5	0	0	3	0	3	4.2	1	1	1	1	1	4	2	3	0	0	.067	
Jepsen, K	R	1	0	3.60	5	0	0	0	0	0	5.0	8	2	2	1	0	2	0	3	0	0	.364	
Kazmir, S	L	0	1	7.59	3	2	0	0	0	0	10.2	11	10	9	1	0	8	0	4	1	0	.268	
Lackey, J	R	1	1	2.29	3	3	0	0	0	0	19.2	19	7	5	0	0	7	0	14	1	0	.253	
Oliver, D	L	1	0	3.12	8	0	0	1	0	0	8.2	7	3	3	0	0	4	2	8	0	0	.226	
Palmer, J	R	0	0	13.50	2	0	0	2	0	0	2.2	5	4	4	1	0	1	0	2	0	0	.385	
Santana, E	R	1	1	1.59	4	0	0	2	0	0	5.2	5	3	1	0	1	4	1	5	0	0	.250	
Saunders, J	L	0	1	4.35	2	2	0	0	0	0	10.1	13	5	5	1	0	6	0	5	0	0	.317	
Weaver, J	R	1	0	2.63	4	2	0	1	0	0	13.2	7	4	4	3	0	6	0	14	0	0	.146	
<b>LAA</b>		<b>5</b>	<b>4</b>	<b>3.74</b>	<b>9</b>	<b>9</b>	<b>0</b>	<b>9</b>	<b>1</b>	<b>3</b>	<b>84.1</b>	<b>77</b>	<b>40</b>	<b>35</b>	<b>9</b>	<b>3</b>	<b>46</b>	<b>5</b>	<b>63</b>	<b>3</b>	<b>0</b>	<b>.243</b>	
<b>OPPONENTS</b>		<b>4</b>	<b>5</b>	<b>3.76</b>	<b>9</b>	<b>9</b>	<b>0</b>	<b>9</b>	<b>0</b>	<b>2</b>	<b>83.2</b>	<b>75</b>	<b>35</b>	<b>35</b>	<b>5</b>	<b>5</b>	<b>28</b>	<b>5</b>	<b>56</b>	<b>2</b>	<b>0</b>	<b>.243</b>	



This red seat in Section 135 was dedicated in 2012 during the Angels' 10-year World Series Anniversary. It represents the location where Scott Spiezio's 3-run HR landed in Game 6 of the 2002 Fall Classic. The HR sparked the Angels in overcoming a 5-run deficit en route to the crucial comeback win.

## 2014 DIVISION SERIES RECAP

The Angels would be paired up with one of baseball's hottest teams down the stretch, the Kansas City Royals, in the 2014 Division Series. The Halos clinched home field advantage throughout the playoffs by way of posting the best record in baseball at 98-64 (and of course an A.L. victory in the All-Star Game).

Game 1 at Angel Stadium called for a pitching matchup of Angels' Jered Weaver and former teammate Jason Vargas. Both hurlers posted quality starts but neither would fare in a decision as the game would go 11 frames. With the score tied at 2-2 in the 11th, Mike Moustakas' solo home run off Fernando Salas sealed the 3-2 win for Kansas City. Both teams collected just four hits in the game; two of the Angels' hits were solo shots from David Freese and Chris Iannetta.

Game 2 at Angel Stadium had a similar feel to the first contest as it went 11 innings as well. Matt Shoemaker, out since Sept. 15 with an oblique strain, took the ball for his first career postseason start (ND, 6 IP, 5 H, 1 R, 0 ER, 6 SO). With the Royals leading 1-0 in the 6th, Albert Pujols knotted the score with an RBI single, his 16th career game-tying or go-ahead hit in the playoffs. The score remained the same until a two-run home run off the bat of Eric Hosmer in the 11th (off Kevin Jepsen) put the Royals up 3-1. They would tack on another run in the 11th frame for the final score of 4-1. The Angels trailed 0-2 with the best of five series shifting to Kansas City.

Game 3 at Kauffman Stadium pitted C.J. Wilson vs. James Shields. The Halos struck first with a solo home run off the bat of Mike Trout in the first inning. The lead was short-lived as the Royals responded with three runs in the bottom half of the inning to chase Wilson from the game after recording just two outs. KC plated two more runs in the third inning to go up 5-1 before an Albert Pujols solo shot brought the score to 5-2 in the fourth. Yet again, the Royals answered in the bottom of the frame with two more runs and there was no looking back for Kansas City. The Angels were defeated 8-3 and swept out of the playoffs. It marked the third time the Halos were swept in a playoff series. The Club was limited to just six runs on 18 hits in the three games of the series after leading the Majors in runs (773) during the regular season. Halo pitchers limited the Royals to a .198 clip (21/106) in the three games.

## 2014 ALDS RECAP

### KANSAS CITY ROYALS VS. LOS ANGELES ANGELS

OCT. 2-5, 2014

#### GAME 1 - Thursday, October 2, 2014 at Anaheim (N)

KANSAS CITY	0	0	1	0	1	0	0	0	0	0	1	—	3	4	0
LOS ANGELES	0	0	1	0	1	0	0	0	0	0	0	—	2	4	0

LOB: KC 3, LAA 8. HR: Moustakas (off Salas), Iannetta (off Vargas), Freese (off Vargas). SAC: Aybar (2). SF: Infante. SB: Gore. HBP: Beckham (by Collins). GIDP: Butler. WP: Davis.

WP - Duffy, LP - Salas, S - Holland. T: 4:05. A: 45,321.

#### GAME 2 - Friday, October 3, 2014 at Anaheim (N)

KANSAS CITY	0	1	0	0	0	0	0	0	0	0	3	—	4	8	1
LOS ANGELES	0	0	0	0	0	1	0	0	0	0	0	—	1	6	2

LOB: KC 7, LAA 4. HR: Hosmer (off Jepsen). SAC: Escobar. SB: Gordon (2). CS: Trout. GIDP: Freese, Hamilton. E: Infante, Calhoun, Iannetta.

WP - Finnegan, LP - Jepsen, S - Holland. T: 3:48. A: 45,361.

#### GAME 3 - Sunday, October 5, 2014 at Kansas City (N)

LOS ANGELES	1	0	0	1	0	0	0	1	0	—	3	8	0
KANSAS CITY	3	0	2	2	0	1	0	0	x	—	8	9	0

LOB: KC 6, LAA 8. HR: Trout (off Shields), Pujols (off Shields), Hosmer (off Santiago), Moustakas (off Morin). SF: Cain. SB: Aybar, Butler. HBP: Freese (by Shields). WP: Morin, Shields.

WP - Shields, LP - Wilson. T: 3:38. A: 40,657.



# CLUB POSTSEASON 2014

## ANGELS 2014 DIVISION SERIES

PLAYER	AVG	G	AB	R	H	TB	2B	3B	HR	RBI	SH	SF	HP	BB	IBB	SO	SB	CS	GIDPE	SLG	OBP	PINCH HIT			
																						AB	H	RBI	
Aybar, E	.455	3	11	0	5	6	1	0	0	0	2	0	0	0	0	1	1	0	0	0	.545	.455	0	0	0
Beckham, G	.000	2	1	0	0	0	0	0	0	0	0	0	1	0	0	1	0	0	0	0	.000	.500	0	0	0
Calhoun, K	.333	3	15	1	5	5	0	0	0	0	0	0	0	0	0	1	0	0	0	0	.667	.333	0	0	0
Conger, H	.000	1	1	0	0	0	0	0	0	0	0	0	0	0	0	1	0	0	0	0	.000	.000	1	0	0
Cowgill, C	---	1	0	0	0	0	0	0	0	0	0	0	0	0	0	0	0	0	0	0	---	---	0	0	0
Cron, C.J.	.111	3	9	0	1	2	1	0	0	0	0	0	2	0	4	0	0	0	0	0	.222	.273	0	0	0
Freese, D	.125	3	8	1	1	4	0	0	1	1	0	0	1	2	4	0	0	1	0	500	.364	0	0	0	
Hamilton, J	.000	3	13	0	0	0	0	0	0	1	0	0	0	0	0	2	0	0	1	0	.000	.000	0	0	0
Iannetta, C	.100	3	10	1	1	4	0	0	1	1	0	0	1	0	2	0	0	0	1	400	.182	0	0	0	
Kendrick, H	.154	3	13	1	2	3	1	0	0	0	0	0	0	0	5	0	0	0	231	.185	0	0	0		
Navarro, E	.000	1	1	0	0	0	0	0	0	0	0	0	0	0	1	0	0	0	0	.000	.000	1	0	0	
Pujols, A	.167	3	12	1	2	5	0	0	1	2	0	0	0	1	0	1	0	0	0	.417	.231	0	0	0	
Trout, M	.083	3	12	1	1	4	0	0	1	1	0	0	0	3	0	2	0	1	0	.333	.267	0	0	0	
<b>LAA</b>	<b>.170</b>	<b>3</b>	<b>106</b>	<b>6</b>	<b>18</b>	<b>33</b>	<b>3</b>	<b>0</b>	<b>4</b>	<b>6</b>	<b>2</b>	<b>0</b>	<b>2</b>	<b>9</b>	<b>0</b>	<b>25</b>	<b>1</b>	<b>1</b>	<b>2</b>	<b>1</b>	<b>.311</b>	<b>.248</b>	<b>2</b>	<b>0</b>	<b>0</b>
<b>OPPONENTS</b>	<b>.198</b>	<b>3</b>	<b>106</b>	<b>15</b>	<b>21</b>	<b>35</b>	<b>4</b>	<b>0</b>	<b>4</b>	<b>15</b>	<b>1</b>	<b>2</b>	<b>0</b>	<b>12</b>	<b>2</b>	<b>26</b>	<b>5</b>	<b>0</b>	<b>1</b>	<b>1</b>	<b>.349</b>	<b>.275</b>	<b>1</b>	<b>0</b>	<b>0</b>
<b>DH</b>	<b>.100</b>	<b>3</b>	<b>10</b>	<b>1</b>	<b>1</b>	<b>2</b>	<b>1</b>	<b>0</b>	<b>0</b>	<b>0</b>	<b>0</b>	<b>0</b>	<b>0</b>	<b>2</b>	<b>0</b>	<b>5</b>	<b>0</b>	<b>0</b>	<b>0</b>	<b>.200</b>	<b>.250</b>	<b>0</b>	<b>0</b>	<b>0</b>	

PITCHER	R/L	W	L	ERA	G	GS	CG	GF	SHO	SV	IP	H	R	ER	HR	HB	BB	IBB	SO	WP	BK	OPP
																						AVG
Grilli, J	R	0	0	0.00	2	0	0	0	0	0	2	0	0	0	0	0	0	0	2	0	0	.000
Jepsen, K	R	0	1	13.50	3	0	0	0	0	0	2	4	4	3	1	0	4	1	2	0	0	.400
Morin, M	R	0	0	18.00	1	0	0	0	0	0	1	3	2	2	1	0	0	0	1	1	0	.600
Pestano, V	R	0	0	0.00	2	0	0	1	0	0	1	1	0	0	0	0	0	0	1	0	0	.250
Rasmus, C	R	0	0	0.00	1	0	0	1	0	0	2.2	0	0	0	0	0	1	0	2	0	0	.000
Salas, F	R	0	1	6.75	2	0	0	1	0	0	1.1	1	1	1	1	0	0	0	1	0	0	.200
Shoemaker, M	R	0	0	1.50	1	1	0	0	0	0	6	5	1	1	0	0	0	0	6	0	0	.227
Smith, J	R	0	0	0.00	2	0	0	0	0	0	2	0	0	0	0	0	0	0	2	0	0	.000
Street, H	R	0	0	0.00	2	0	0	0	0	0	3	0	0	0	0	0	2	1	3	0	0	.000
Weaver, J	R	0	0	2.57	1	1	0	0	0	0	7	3	2	2	0	0	2	0	6	0	0	.143
Wilson, C.J.	L	0	1	40.50	1	1	0	0	0	0	0.2	3	3	3	0	0	1	0	1	0	0	.600
<b>LAA</b>	<b>0</b>	<b>3</b>	<b>4.20</b>	<b>3</b>	<b>3</b>	<b>0</b>	<b>0</b>	<b>0</b>	<b>0</b>	<b>0</b>	<b>30</b>	<b>21</b>	<b>15</b>	<b>14</b>	<b>4</b>	<b>0</b>	<b>12</b>	<b>2</b>	<b>26</b>	<b>1</b>	<b>0</b>	<b>.198</b>
<b>OPPONENTS</b>	<b>3</b>	<b>0</b>	<b>1.74</b>	<b>3</b>	<b>3</b>	<b>0</b>	<b>0</b>	<b>0</b>	<b>0</b>	<b>2</b>	<b>31</b>	<b>18</b>	<b>6</b>	<b>6</b>	<b>4</b>	<b>2</b>	<b>9</b>	<b>0</b>	<b>25</b>	<b>2</b>	<b>0</b>	<b>.170</b>



CLUB POSTSEASON

# CLUB POSTSEASON ANGELS ALL-TIME GAME-BY-GAME

Pitchers in CAPS represent complete game

Bold = home game

GM	DATE	OPP	W-L	SCORE	WINNER	LOSER	RECORD	ATTN	CUMULATIVE
1	10/3/79	BAL	L	3-6 (10)	<b>(1979 ALCS vs. BALTIMORE)</b> Stanhouse	Montague	0-1	52,787	52,787
2	10/4/79	BAL	L	8-9	Flannigan	Frost	0-2	52,108	104,895
3	10/5/79	BAL	W	4-3	Aase	Stanhouse	1-2	<b>43,199</b>	<b>148,094</b>
4	10/6/79	BAL	L	0-8	<b>McGREGOR</b>	Knapp	1-3	<b>43,199</b>	<b>191,293</b>
5	10/5/82	MIL	W	8-3	<b>JOHN</b>	Caldwell	1-0	<b>64,406</b>	<b>255,699</b>
6	10/6/82	MIL	W	4-2	KISON	VUCKOVICH	2-0	<b>64,179</b>	<b>319,878</b>
7	10/8/82	MIL	L	3-5	Sutton	Zahn	2-1	50,134	370,012
8	10/9/82	MIL	L	5-9	Haas	John	2-2	51,003	421,015
9	10/10/82	MIL	L	3-4	McClure	Sanchez	2-3	54,968	475,983
10	10/7/86	BOS	W	8-1	WITT	Clemens	1-0	32,993	508,976
11	10/8/86	BOS	L	2-9	HURST	McCaskill	1-1	32,786	541,762
12	10/10/86	BOS	W	5-3	Candelaria	Boyd	2-1	<b>64,206</b>	<b>605,968</b>
13	10/11/86	BOS	W	4-3 (11)	Corbett	Schiraldi	3-1	<b>64,223</b>	<b>670,191</b>
14	10/12/86	BOS	L	6-7 (11)	Crawford	Moore	3-2	<b>64,223</b>	<b>734,414</b>
15	10/14/86	BOS	L	4-10	Boyd	McCaskill	3-3	32,998	767,412
16	10/15/86	BOS	L	1-8	Clemens	Candelaria	3-4	33,001	800,413
17	10/1/02	NYN	L	5-8	Karsay	Weber	0-1	56,710	857,123
18	10/2/02	NYN	W	8-6	Rodriguez	Hernandez	1-1	56,695	913,818
19	10/4/02	NYN	W	9-6	Rodriguez	Stanton	2-1	<b>45,072</b>	<b>958,890</b>
20	10/5/02	NYN	W	9-5	Washburn	Wells	3-1	<b>45,067</b>	<b>1,003,957</b>
21	10/8/02	MIN	L	1-2	Mays	Appier	0-1	55,562	1,059,519
22	10/9/02	MIN	W	6-3	Ortiz	Reed	1-1	55,990	1,115,509
23	10/11/02	MIN	W	2-1	Rodriguez	Romero	2-1	<b>44,234</b>	<b>1,159,743</b>
24	10/12/02	MIN	W	7-1	Lackey	Radke	3-1	<b>44,830</b>	<b>1,204,573</b>
25	10/13/02	MIN	W	13-5	Rodriguez	Santana	4-1	<b>44,835</b>	<b>1,249,408</b>
26	10/19/02	SF	L	3-4	Schmidt	Washburn	0-1	<b>44,603</b>	<b>1,294,011</b>
27	10/20/02	SF	W	11-10	Rodriguez	Rodriguez	1-1	<b>44,584</b>	<b>1,338,595</b>
28	10/22/02	SF	W	10-4	Ortiz	Hernandez	2-1	42,707	1,381,302
29	10/23/02	SF	L	3-4	Worrell	Rodriguez	2-2	42,703	1,424,005
30	10/24/02	SF	L	4-16	Zerbe	Washburn	2-3	42,713	1,466,718
31	10/26/02	SF	W	6-5	Donnelly	Worrell	3-3	<b>44,506</b>	<b>1,511,224</b>
32	10/27/02	SF	W	4-1	Lackey	Hernandez	4-3	<b>44,598</b>	<b>1,555,822</b>
33	10/5/04	BOS	L	3-9	Schilling	Washburn	0-1	<b>44,608</b>	<b>1,600,430</b>
34	10/6/04	BOS	L	3-8	Martinez	Rodriguez	0-2	<b>45,118</b>	<b>1,645,548</b>
35	10/8/04	BOS	L	6-8 (10)	Lowe	Rodriguez	0-3	35,547	1,681,095
36	10/4/05	NYN	L	2-4	Mussina	Colon	0-1	<b>45,142</b>	<b>1,726,237</b>
37	10/5/05	NYN	W	5-3	Escobar	Wang	1-1	<b>45,150</b>	<b>1,771,387</b>
38	10/7/05	NYN	W	11-7	Shields	Small	2-1	56,277	1,827,664
39	10/9/05	NYN	L	2-3	Leiter	Shields	2-2	56,226	1,883,890
40	10/10/05	NYN	W	5-3	Santana	Mussina	3-2	<b>45,133</b>	<b>1,929,023</b>
41	10/11/05	CWS	W	3-2	Byrd	Contreras	1-0	40,659	1,969,682
42	10/12/05	CWS	L	2-1	BUEHRLE	Escobar	1-1	41,013	2,010,695
43	10/14/05	CWS	L	2-5	GARLAND	Lackey	1-2	<b>44,725</b>	<b>2,055,420</b>
44	10/15/05	CWS	L	2-8	GARCIA	Santana	1-3	<b>44,857</b>	<b>2,100,277</b>
45	10/16/05	CWS	L	3-6	CONTRERAS	Escobar	1-4	<b>44,712</b>	<b>2,144,989</b>
46	10/3/07	BOS	L	0-4	BECKETT	Lackey	0-1	37,597	2,182,586
47	10/5/07	BOS	L	3-6	Papelbon	Speier	0-2	37,706	2,220,292
48	10/7/07	BOS	L	1-9	Schilling	Weaver	0-3	<b>45,262</b>	<b>2,265,554</b>
49	10/1/08	BOS	L	1-4	Lester	Lackey	0-1	<b>44,996</b>	<b>2,310,550</b>
50	10/3/08	BOS	L	5-7	Papelbon	Rodriguez	0-2	<b>45,354</b>	<b>2,355,904</b>
51	10/5/08	BOS	W	5-4 (12)	Weaver	Lopez	1-2	39,067	2,394,971
52	10/6/08	BOS	L	2-3	Delcarmen	Shields	1-3	38,785	2,433,756
53	10/8/09	BOS	W	5-0	Lackey	Lester	1-0	<b>45,070</b>	<b>2,478,826</b>
54	10/9/09	BOS	W	4-1	Weaver	Beckett	2-0	<b>45,223</b>	<b>2,524,049</b>
55	10/11/09	BOS	W	7-6	Oliver	Papelbon	3-0	38,704	2,562,753
56	10/16/09	NYN	L	1-4	Sabathia	Lackey	0-1	49,588	2,612,341
57	10/17/09	NYN	L	3-4 (13)	Robertson	Santana	0-2	49,922	2,662,263
58	10/19/09	NYN	W	5-4 (11)	Santana	Aceves	1-2	<b>44,911</b>	<b>2,568,960</b>
59	10/20/09	NYN	L	1-10	Sabathia	Kazmir	1-3	<b>45,160</b>	<b>2,614,120</b>
60	10/22/09	NYN	W	7-6	Jepsen	Hughes	2-3	<b>45,114</b>	<b>2,659,234</b>
61	10/25/09	NYN	L	2-5	Pettitte	Saunders	2-4	50,173	2,712,436
62	10/2/14	KC	L	2-3 (11)	Duffy	Salas	0-1	<b>45,321</b>	<b>2,704,555</b>
63	10/3/14	KC	L	1-4 (11)	Finnegan	Jepsen	0-2	<b>45,361</b>	<b>2,749,916</b>
64	10/5/14	KC	L	3-8	Shields	Wilson	0-3	40,657	2,753,093

(27-37 in 64 all-time postseason games)

# CLUB POSTSEASON

## ANGELS ALL-TIME HIGHS & LOWS

### TEAM BATTING

Runs, Game, Angels	13	- Gm. 5, 2002 LCS (MIN)
Runs, Game, Opponents	16	- Gm. 5, 2002 WS (SF)
Runs, Inning, Angels	10	- Gm. 5, 2002 LCS (MIN)
Runs, Inning, Opponents	7	- Twice; last, Gm. 3, 2007 DS (BOS)
Hits, Game, Angels	19	- Gm. 3, 2005 DS (NYY)
Hits, Game, Opponents	16	- Gm. 5, 2002 WS (SF)
Extra-Base Hits, Game, Angels	7	- Gm. 3, 2005 DS (NYY)
Extra-Base Hits, Game, Opponents	7	- Gm. 5, 2002 WS (SF)
Home Runs, Game, Angels	4	- Twice; last, Gm. 3, 2002 WS (SF)
Home Runs, Game, Opponents	4	- 3 times; last, Gm. 3, 2009 LCS (NYY)
Singles, Game, Angels	15	- Gm. 5, 2002 LCS (MIN)
Singles, Game, Opponents	14	- Gm. 6, 1986 LCS (BOS)
Doubles, Game, Angels	5	- Gm. 3, 2002 DS (NYY)
Doubles, Game, Opponents	4	- 5 times; last, Gm. 4, 2009 LCS (NYY)
Triples, Game, Angels	2	- Gm. 3, 2005 DS (NYY)
Triples, Game, Opponents	1	- Several times
Left on Base, Angels	16	- Gm. 2, 2009 LCS (NYY) & Gm. 3, 2008 DS (BOS)
Left on Base, Opponents	12	- Gm. 2, 2009 LCS (NYY)
Stolen Bases, Game, Angels	5	- Gm. 2, 2007 DS (BOS)
Stolen Bases, Game, Opponents	3	- Gm. 2, 2014 DS (KC) & Gm. 4, 2005 LCS (CWS)

### TEAM FIELDING

Double Plays, Game, Angels	4	- Gm. 1, 2002 DS (NYY)
Double Plays, Game, Opponents	3	- Twice; last, Gm. 4, 2002 WS (SF)
Errors, Game, Angels	3	- 4 times; last, Gm. 1, 2009 LCS (BOS)
Errors, Game, Opponents	4	- Gm. 5, 1982 LCS (MIL)

### TEAM PITCHING

Strikeouts, Game, Angels	13	- Twice; last, Gm. 3, 2009 LCS (NYY)
Strikeouts, Game, Opponents	12	- Gm. 3, 2008 DS (BOS)
Base on Balls, Game, Angels	9	- 3 times; last, Gm. 6, 2009 LCS (NYY)
Base on Balls, Game, Opponents	8	- Gm. 3, 2002 WS (SF)

### INDIVIDUAL HITTING

At-Bats, Game	7	- Guerrero, Gm. 2, 2009 LCS (NYY) & Figgins, Gm. 3, 2008 DS (BOS)
Runs, Game	3	- Several players
Hits, Game	4	- 3 times; last, Anderson, Gm. 3, 2005 DS (NYY)
Doubles, Game	2	- Several players
Triples, Game	1	- Several players
Home Runs, Game	3	- Kennedy, Gm. 5, 2002 LCS (CWS)
Grand Slams	1	- Guerrero, Gm. 3, 2004 DS (BOS) & Baylor, Gm. 4, 1982 LCS (MIL)
RBI, Game	5	- 3 times; last, Anderson, Gm. 3, 2005 DS (NYY)
Base on Balls, Game	4	- Abreu, Gm. 1, 2009 DS (BOS)
Sac Bunts, Game	2	- R. Jones, Gm. 4, 1986 LCS (BOS)
Strikeouts, Game	4	- Aybar, Gm. 1, 2014 DS (KC)
		- Kendrick, Gm. 2, 2008 DS (BOS)

### INDIVIDUAL PITCHING

Innings Pitched	9	- 3 times (3 CG); last, Gm. 1, 1986 LCS (BOS)
Strikeouts, Game	8	- Ryan, Gm. 1, 1979 LCS (BAL) & Kison, Gm. 2, 1982 LCS (MIL)
Base on Balls, Game	5	- 6 times; last, Saunders, Gm. 6, 2009 LCS (NYY)
Earned Runs Allowed, Game	6	- Twice; last, Washburn, Gm. 5, 2002 WS (SF)
Hits Allowed, Game	10	- Twice; last, Ortiz, Gm. 2, 2002 LCS (MIN)
Home Runs Allowed, Game	3	- 4 times; last, Weaver, Gm. 3, 2009 LCS (NYY)

### TEAM MISCELLANEOUS

Longest Game, Innings	13	- Gm. 2, 2009 LCS (NYY)
Largest Margin, Victory	8	- Gm. 5, 2002 LCS (MIN)
Largest Margin, Loss	12	- Gm. 5, 2002 WS (SF)
Largest Crowd, Home	64,406	- Gm. 1, 1982 LCS (MIL)
Largest Crowd, Home (since '98 renovation)	45,361	- Gm. 2, 2014 DS (KC)
Smallest Crowd, Home	43,199	- Gm. 3 & 4, 1979 LCS
Largest Crowd, Road	56,710	- Gm. 1, 2002 DS (NYY)
Smallest Crowd, Road	32,786	- Gm. 2, 1986 LCS (BOS)



# CLUB POSTSEASON ANGELS CAREER LEADERS

## BATTING (MINIMUM OF 25 AT-BATS)

### BATTING AVERAGE

.368 (14/38)	Bob Boone	1982, 1986
.347 (25/72)	Troy Glaus	2002, 2004
.346 (9/26)	Gary Pettis	1986
.339 (40/118)	Darin Erstad	2002, 2004, 2005
.327 (18/55)	Scott Spiezio	2002
.314 (16/51)	Torii Hunter	2008-09
.308 (24/78)	Adam Kennedy	2002, 2005
.300 (24/80)	David Eckstein	2002, 2004

### AT-BATS

147	Garret Anderson	2002, 2004-05, 2007-08
122	Chone Figgins	2002, 2004-05, 2007-09
118	Darin Erstad	2002, 2004, 2005
112	Vladimir Guerrero	2004-05, 2007-09
91	Bengie Molina	2002, 2004, 2005
80	David Eckstein	2002, 2004
72	Troy Glaus	2002, 2004

### HITS

40	Darin Erstad	2002, 2004, 2005
36	Garret Anderson	2002, 2004-05, 2007-08
32	Vladimir Guerrero	2004-05, 2007-09
25	Troy Glaus	2002, 2004
24	Bengie Molina	2002, 2004, 2005
24	Adam Kennedy	2002, 2005
24	David Eckstein	2002, 2004
21	Chone Figgins	2002, 2004-05, 2007-09
18	Scott Spiezio	2002

## PITCHING (MINIMUM OF 10 IP)

### WINS

5	Francisco Rodriguez	2002, 2004-05, 2007-08
3	John Lackey	2002, 2004-05, 2007-09
2	Jered Weaver	2007-09, 2014
2	Ervin Santana	2005, 2007-09
2	Ramon Ortiz	2002, 2004
1	13 players tied	

### LOSSES

4	Francisco Rodriguez	2002, 2004-05, 2007-08
4	John Lackey	2002, 2004-05, 2007-09
3	Jarrod Washburn	2002, 2004
2	Ervin Santana	2005, 2007-09
2	Scot Shields	2002, 2004-05, 2007-08
2	Kelvim Escobar	2004, 2005, 2007
2	Kirk McCaskill	1986

### INNINGS PITCHED

78.0	John Lackey	2002, 2004-05, 2007-09
36.2	Jarrod Washburn	2002, 2004, 2005
31.2	Francisco Rodriguez	2002, 2004-05, 2007-08
27.2	Jered Weaver	2007-09, 2014
25.1	Scot Shields	2002, 2004-05, 2007-08
23.0	Ervin Santana	2005, 2007-09
21.2	Kevin Appier	2002
20.2	Jered Weaver	2007-09
20.2	Mike Witt	1982, 1986

### HOME RUNS

9	Troy Glaus	2002, 2004
5	Garret Anderson	2002, 2004-05, 2007-08
4	Adam Kennedy	2002, 2005
4	Tim Salmon	2002
3	Bengie Molina	2002, 2004, 2005
3	Darin Erstad	2002, 2004, 2005
3	Scott Spiezio	2002

### RUNS

18	Darin Erstad	2002, 2004, 2005
18	Troy Glaus	2002, 2004
17	Garret Anderson	2002, 2004-05, 2007-08
13	Adam Kennedy	2002, 2005
13	Vladimir Guerrero	2004-05, 2007-09
13	Chone Figgins	2002, 2004-05, 2007-09

### DOUBLES

9	Darin Erstad	2002, 2004, 2005
6	Garret Anderson	2002, 2004-05, 2007-08
5	Jeff Mathis	2007-09
5	Chone Figgins	2002, 2004-05, 2007-09
5	Troy Glaus	2002, 2004
5	Doug DeCinces	1982, 1986

### RUNS BATTED IN

22	Garret Anderson	2002, 2004-05, 2007-08
19	Scott Spiezio	2002
16	Troy Glaus	2002, 2004
14	Vladimir Guerrero	2004-05, 2007-09
13	Adam Kennedy	2002, 2005

### GAMES

21	Francisco Rodriguez	2002, 2004-05, 2007-08
17	Scot Shields	2002, 2004-05, 2007-08
17	Brendan Donnelly	2002, 2004, 2005
14	John Lackey	2002, 2004-05, 2007-08
9	Troy Percival	2002, 2004
9	Ben Weber	2002

### ERA

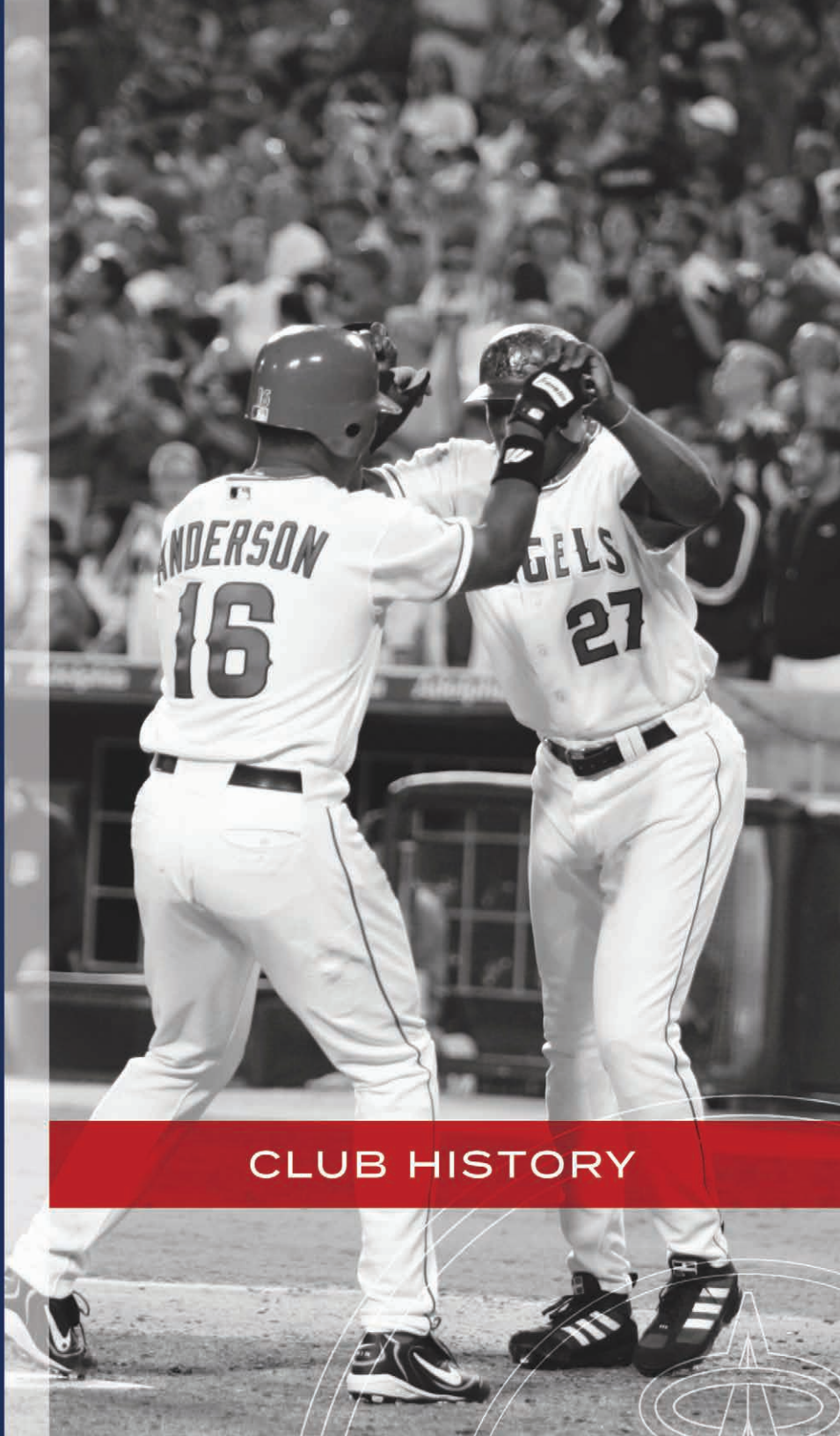
0.84 (10.2 IP/1 ER)	John Candelaria	1986
1.93 (14 IP/3 ER)	Bruce Kison	1982
2.60 (27.2 IP/8 ER)	Jered Weaver	2007-09, 2014
3.05 (20.2 IP/7 ER)	Mike Witt	1982, 1986
3.12 (78 IP/27 ER)	John Lackey	2002, 2004-05, 2007-09
3.13 (31.2 IP/11 ER)	F. Rodriguez	2002, 2004-05, 2007-08
3.20 (25.1 IP/9 ER)	Scot Shields	2002, 2004-05, 2007-08

### STRIKEOUTS

53	John Lackey	2002, 2004-05, 2007-09
41	Francisco Rodriguez	2002, 2004-05, 2007-08
28	Jered Weaver	2007-09, 2014
25	Scot Shields	2002, 2004-05, 2007-08
24	Kelvim Escobar	2004, 2005, 2007
23	Brendan Donnelly	2002, 2004, 2005

### SAVES

7	Troy Percival	2002, 2004
3	Brian Fuentes	2009
3	Francisco Rodriguez	2002, 2004-05, 2007-08
1	Donnie Moore	1986



CLUB HISTORY

In the winter of 1960, Gene Autry attended the American League expansion meeting in St. Louis seeking radio rights for his Golden West Broadcasting firm. On Dec. 6, 1960 he returned as Owner and Chairman of the Board of the expansion Los Angeles Angels.

Following is a chronological look at the beginning of the Los Angeles Angels:

### 1960

- Dec. 6** — At St. Louis, MO, the expansion Los Angeles Angels is awarded to Gene Autry, Robert O. Reynolds, Paul A. O'Bryan and associates.
- Dec. 8** — Fred Haney is named General Manager.
- Dec. 12** — Bill Rigney is named Field Manager.
- Dec. 14** — Haney and Rigney selected 28 players from the American League player pool at a meeting in Boston... Total cost: \$2,150,000 including two minor league draft picks...First player drafted is pitcher Eli Grba.
- Dec. 16** — Palm Springs, CA announced as Spring Training site.

### 1961

- Jan. 14** — Leonard K. Firestone becomes part owner and Vice President of the Angels.
- Jan. 24** — Angels announce signing of first two players - outfielders Bob Cerv and Albie Pearson.
- Feb. 6** — Angels hold first public tryout camp at Sawtelle Hospital...Over 300 prospects attend tryout...Six players are signed.
- Feb. 24** — Angels open Spring Training camp in Palm Springs.
- Mar. 11** — Angels defeat Chicago Cubs in first exhibition game, 8-3, before an overflow crowd at the Polo Grounds in Palm Springs...Club also wins second game on Mar. 12, 12-5.
- Apr. 11** — Behind the strong pitching of Eli Grba and power of Ted Kluszewski, the Angels rolled to a 7-2 victory in their first American League regular season game. Grba went the distance, allowing one earned run on six hits. Kluszewski hit a pair of home runs and collected five RBI. The Angels scored all seven runs in the first two frames, with three in the first inning on back-to-back home runs by Kluszewski and Bob Cerv.

The Angels finished the 1961 season with a 70-91 record. The club's .435 winning percentage established and still stands as the best of any expansion team in Major League history.

The Angels played at Wrigley Field in Los Angeles in 1961, then moved to Chavez Ravine (now Dodger Stadium) in 1962 and remained there through the 1965 season. In 1966, the franchise moved south to Anaheim and played 32 seasons at Anaheim Stadium. The club opened the 1997 season as the Anaheim Angels and began play at Edison Field in 1998. Prior to the 2004 season the stadium name was changed to Angel Stadium of Anaheim. On Jan. 3, 2005 the official name of the franchise was changed to the Los Angeles Angels of Anaheim.

## ANGELS ORIGINAL PLAYER DRAFT

The Angels drafted a total of 28 players from the existing American League clubs on Dec. 14, 1960. Owners of the new Los Angeles and Washington clubs as well as their recently appointed front offices and field bosses — General Manager Fred Haney and Manager Bill Rigney of the Angels and General Manager Ed Doherty and Manager Mickey Vernon of the Senators — attended the session held in the league offices.

A price of \$75,000 was set on the players to be picked and both of the new clubs were required to select 28. The players were picked by categories, starting with pitchers, then catchers, infielders and outfielders. A toss of the coin determined which club had first choice in each group, and then they alternated. Haney won the toss for three positions — all but for outfielders. Besides the 28 regular selections by both clubs, Los Angeles bought two players from the special minor league pool at \$25,000 apiece and Washington grabbed three. Thus, the Angels paid \$2,150,000 for their 30 players and the Senators shelled out \$2,175,000 for their 31 players in the unprecedented distribution.

Following is the order in which the Angels players were selected:

**NOTE:** Following the selections, Wilson notified the Angels and Cleveland that he intended to retire from the game. As a result, his selection was canceled several weeks later and the Indians sent pitcher Ted Bowsfield to the Angels as a replacement.

- |                              |   |
|------------------------------|---|
| 1. Eli Grba, p, NY           | 17. Jim Fregosi, inf, BOS                 |
| 2. Jerry Casale, p, BOS      | 18. Bob Cerv, of, NY                      |
| 3. Duke Maas, p, NY          | 19. Ken Hunt, of, NY                      |
| 4. Tex Clevenger, p, MIN     | 20. Jim McAnany, of, CHI                  |
| 5. Bob Sprout, p, DET        | 21. Earl Averill, c, CHI                  |
| 6. Audrey Gatewood, p, DET   | 22. Faye Throneberry, of, MIN             |
| 7. Ken McBride, p, CHI       | 23. Ted Kluszewski, inf, CHI              |
| 8. Ned Garver, p, KC         | 24. Don Ross, inf, BAL                    |
| 9. Ron Moeller, p, BAL       | 25. Julio Becquer, inf, MIN               |
| 10. Bob Davis, p, KC         | 26. Dean Chance, p, BAL                   |
| 11. Ed Sadowski, c, BOS      | 27. Fred Newman, p, BOS                   |
| 12. Bob Rodgers, c, DET      | 28. Bob Wilson, c, CLE                    |
| 13. Ed Yost, inf, DET        | 29. Steve Bilko, 1b, DET from Denver      |
| 14. Ken Aspromonte, inf, CLE | 30. Albie Pearson, of, BAL from Rochester |
| 15. Ken Hamlin, inf, KC      |   |
| 16. Gene Leek, inf, CLE      |   |



# CLUB HISTORY

## LA ANGELS INAUGURAL GAME

APR. 11, 1961

	1	2	3	4	5	6	7	8	9	R	H	E	LOB
LOS ANGELES	3	4	0	0	0	0	0	0	0	7	6	3	3
BALTIMORE	0	1	1	0	0	0	0	0	0	2	6	0	8

E: Los Angeles - Brickell 2, Aspromonte DP: Los Angeles - 1 Baltimore - 1

ZB: B. Robinson HR: Kluszewski 2, Cerv

5: Rice, Grba GDP: B. Robinson, Brickell

LOS ANGELES	WLS	IP	H	R	ER	HR	BB	SO	HB	WP	BK
Grba	W	9	6	2	1	0	4	5	0	1	0

BALTIMORE	WLS	IP	H	R	ER	HR	BB	SO	HB	WP	BK
Pappas	L	1.2	3	6	6	2	4	1	0	0	0
Papa	—	.1	1	1	1	1	0	1	0	0	0
Stock	—	2	1	0	0	0	0	1	1	0	0
Hoefl	—	3	1	0	0	0	0	3	0	0	0
Wilhelm	—	2	0	0	0	0	0	0	0	0	0

HB: Hunt (by Stock)

TIME: 2:33

PB: Triandos  
ATTENDANCE: 37,352

UMPIRES: Stevens, Rice, Napp, Schwartz

LOS ANGELES	AB	R	H	BI	BALTIMORE	AB	R	H	BI
Yost, 3b	4	0	0	0	Brandt, cf	5	1	2	0
Aspromonte, 2b	4	1	1	0	Snyder, rf	3	0	1	0
Pearson, rf	3	2	1	1	B. Robinson, 3b	4	0	1	0
Kluszewski, 1b	4	2	2	5	Gentile, 1b	4	1	1	0
Becquer, 1b	0	0	0	0	Triandos, c	4	0	0	0
Cerv, lf	4	1	1	1	Hansen, ss	4	0	0	0
Johnson, lf	0	0	0	0	Stephens, lf	2	0	1	0
Hunt, cf	2	0	0	0	Breeding, 2b	4	0	0	0
Brickell, ss	4	0	1	0	Pappas, p	0	0	0	0
Rice, c	2	0	0	0	Papa, p	0	0	0	0
Grba, p	3	1	0	0	Phillely, ph	1	0	0	0
TOTALS	30	7	6	7	Stock, p	0	0	0	0
					E. Robinson, ph	1	0	0	0
					Hoefl, p	0	0	0	0
					Essegian, ph	1	0	0	0
					Wilhelm, p	0	0	0	0
					Zupo, ph	0	0	0	0
					TOTALS	33	2	6	0

## 1961 LOS ANGELES ANGELS FIRSTS

### TEAM

**GAME** - Apr. 11 at Baltimore (7-2 win)  
**PLATE UMPIRE** - Johnny Stevens, Apr. 11 at Baltimore  
**GAME TIME** - 2:33, Apr. 11 at Baltimore  
**WIN** - Apr. 11 at Baltimore (7-2)  
**HOME GAME** - Apr. 27 vs. Minnesota (4-2 loss)  
**HOME WIN** - Apr. 28 vs. Minnesota (6-5; 12 inn.)  
**LOSS** - Apr. 15 at Boston (3-0)  
**SERIES WIN** - Apr. 27-29 vs. Minnesota (2-1)  
**ROAD SERIES WIN** - June 5-7 at Baltimore (3-1)  
**SERIES SWEEP** - July 3-4 vs. Kansas City (3-0)  
**ROAD SERIES SWEEP** - July 5-6 at Minnesota (2-0)  
**HOMESTAND WIN** - Apr. 27 - May 10 (8-6)  
**EXTRA INNING GAME** - Apr. 23 at Detroit (3-2 loss; 11 inn.)  
**EXTRA INNING WIN** - Apr. 28 vs. Minnesota (6-5; 12 inn.)  
**COMPLETE GAME** - Eli Grba, Apr. 11 at Baltimore (7-2 win)  
**COMPLETE GAME (against)** - Ike Delock, Apr. 15 at Boston (3-0 win)  
**SHUTOUT** - May 23 vs. Cleveland (9-0; Ken McBride, 3-hitter)  
**SHUTOUT (against)** - Apr. 15 at Boston (3-0; Ike Delock, 4-hitter)  
**LAST AT-BAT WIN** - Apr. 28 vs. Minnesota (6-5; 2 runs in 12th)  
**DOUBLEHEADER** - Apr. 20 at New York (lost 7-5 & 4-2)  
**HOME DOUBLEHEADER** - Apr. 30 vs. Kansas City (split; 6-4 & 2-3)  
**DOUBLEHEADER SWEEP** - May 19 vs. Chicago (won 4-3 & 5-3)  
**EJECTION** - Ed Yost, Apr. 15 at Boston (8th inn.) by plate umpire Jim Honochick)

### BATTERS

**BATTER** - Ed Yost, Apr. 11 at Baltimore (pop-out to shortstop)  
**FIRST PITCH** - Strike by Milt Pappas to Ed Yost, Apr. 11 at Baltimore  
**BASERUNNER** - Albie Pearson, Apr. 11 at Baltimore (1st inn., walk)  
**HIT** - Ted Kluszewski, Apr. 11 at Baltimore (1st inn., 2-run HR)  
**RUN** - Albie Pearson, Apr. 11 at Baltimore (1st inn., scored on 2-run HR)  
**RBI** - Ted Kluszewski, Apr. 11 at Baltimore (1st inn., 2-run HR)  
**EXTRA BASE HIT** - Ted Kluszewski, Apr. 11 at Baltimore (1st inn., 2-run HR)  
**SINGLE** - Albie Pearson, Apr. 11 at Baltimore (2nd inn., to center)  
**BUNT SINGLE** - Albie Pearson, Apr. 15 at Boston (6th inn.)  
**DOUBLE** - Ken Hunt, Apr. 17 at Boston (3rd inn.)  
**TRIPLE** - Ken Hunt, Apr. 20 at New York (8th inn., 2nd game)  
**HOME RUN** - Ted Kluszewski, Apr. 11 at Baltimore (1st inn., 2-run, Milt Pappas)  
**SOLO HOME RUN** - Bob Cerv, Apr. 11 at Baltimore (1st inn., Milt Pappas)  
**TWO-RUN HOME RUN** - Ted Kluszewski, Apr. 11 at Baltimore (1st inn., Milt Pappas)  
**THREE-RUN HOME RUN** - Ted Kluszewski, Apr. 11 at Baltimore (2nd inn., John Papa)  
**GRAND SLAM HOME RUN** - Lee Thomas, June 6 at Baltimore (2nd inn., Milt Pappas)  
**GRAND SLAM HOME RUN AT HOME** - George Thomas, Sept. 9 vs. Chicago (5th inn., Frank Baumann)  
**PINCH-HIT HOME RUN** - Albie Pearson, Apr. 17 at Boston (9th inn., Mike Fomieleles)

**HOME RUN BY A PITCHER** - Jerry Casale, May 9 vs. Boston (2nd inn., Ike Delock)  
**TWO-HOME RUN GAME** - Ted Kluszewski, Apr. 11 at Baltimore (Milt Pappas), John Papa  
**THREE-HOME RUN GAME** - Lee Thomas, Sept. 5 at Kansas City (Lew Krausse, Ed Rakow, Bill Fischer)  
**BACK-TO-BACK HOME RUNS** - Ted Kluszewski & Bob Cerv, Apr. 11 at Baltimore (1st inn., Milt Pappas)  
**PINCH-HITTER** - Faye Throneberry, Apr. 15 at Boston (7th inn., groundout to 2B)  
**PINCH-HIT** - Steve Bilko, Apr. 17 at Boston (7th inn., double)  
**STOLEN BASE** - Ken Hunt, Apr. 20 at New York (2nd game)  
**WALK** - Albie Pearson, Apr. 11 at Baltimore (1st inn.)  
**STRIKEOUT** - Ken Aspromonte, Apr. 11 at Baltimore (1st inn.)  
**SACRIFICE** - Del Rice, Apr. 11 at Baltimore (6th inn., 1-3)  
**SACRIFICE FLY** - Earl Averill, Apr. 30 vs. Kansas City (2nd game)  
**HIT BY PITCH** - Ken Hunt, Apr. 11 at Baltimore (3rd inn., Wes Stock)  
**GROUNDOUT INTO DOUBLE PLAY** - Fritz Brickell, Apr. 11 at Baltimore (3rd inn., 5-4-3)  
**PUTDOWN** - Fritz Brickell, Apr. 11 at Baltimore (force out - Aspromonte to Brickell); batter - Russ Snyder; runner - Jackie Brandt)  
**ASSIST** - Ken Aspromonte, Apr. 11 at Baltimore (force out - Aspromonte to Brickell); batter - Russ Snyder; runner - Jackie Brandt)  
**ERROR** - Fritz Brickell, Apr. 11 at Baltimore (2nd inn. ground ball hit by Marv Breeding)

### PITCHERS

**PITCHER** - Eli Grba, Apr. 11 at Baltimore (7-2 win)  
**FIRST PITCH** - Strike by Eli Grba to Jackie Brandt, Apr. 11 at Baltimore  
**WINNING PITCHER** - Eli Grba, Apr. 11 at Baltimore (7-2 score)  
**LOSING PITCHER** - Jerry Casale, Apr. 15 at Boston (3-0 score)  
**SAVE** - Tom Morgan, Apr. 30 vs. Kansas City, 1st game (1 IP)  
**HIT** - Jackie Brandt, Apr. 11 at Baltimore (1st inn., single to left; Eli Grba)  
**DOUBLE** - Brooks Robinson, Apr. 11 at Baltimore (5th inn., to center; Eli Grba)  
**TRIPLE** - Carl Yastrzemski, Apr. 15 at Boston (3rd inn.; Jerry Casale)  
**HOME RUN** - Gary Geiger, Apr. 17 at Boston (7th inn., Tom Morgan)  
**RUN** - Jim Gentile, Apr. 11 at Baltimore (2nd inn., scored on error)  
**WALK** - Gene Stephens, Apr. 11 at Baltimore (2nd inn. Eli Grba)  
**STRIKEOUT** - Jackie Brandt, Apr. 11 at Baltimore (5th inn.; Eli Grba)  
**HIT BATTER** - Jerry Adair, May 2 vs. Baltimore (5th inn., Ted Bowsfield)  
**WILD PITCH** - Eli Grba, Apr. 11 at Baltimore (6th inn.)



# CLUB HISTORY

## YEAR BY YEAR RECORD/STANDINGS

Year	Pos.	W	L	Pct.	GA/GB	Manager	Home	Away
1961	8	70	91	.435	-38 1/2	Bill Rigney	46-36	24-55-1
1962	3	86	76	.531	-10	Bill Rigney	40-41	46-35
1963	9	70	91	.435	-34	Bill Rigney	39-42	31-49
1964	5	82	80	.506	-17	Bill Rigney	45-36	37-44
1965	7	75	87	.463	-27	Bill Rigney	46-34	29-53
1966	6	80	82	.494	-18	Bill Rigney	42-39	38-43
1967	5	84	77	.522	-7 1/2	Bill Rigney	53-30	31-47
1968	8	67	95	.414	-36	Bill Rigney	32-49	35-46
1969	3	71	91	.438	-26	Bill Rigney (11-28) Lefty Phillips (60-63)	43-38	28-53-1
1970	3	86	76	.531	-12	Lefty Phillips	43-38	43-38
1971	4	76	86	.469	-25 1/2	Lefty Phillips	35-46	41-40
1972★	5	75	80	.484	-18	Del Rice	44-46	31-44
1973	4	79	83	.488	-15	Bob Winkles	43-38	36-45
1974	6	68	94	.420	-22	Bob Winkles (30-44) +Dick Williams (36-48)	36-45	32-49-1
1975	6	72	89	.447	-25 1/2	Dick Williams	35-46	37-43
1976	T4	76	86	.469	-14	Dick Williams (39-57) Norm Sherry (37-29) Norm Sherry (39-42)	38-43	38-43
1977	5	74	88	.457	-28	Dave Garcia (35-46) Dave Garcia (25-20)	39-42	35-46
1978	T2	87	75	.537	-5	Jim Fregosi (62-55) <b>Jim Fregosi</b>	50-31	37-44
1979	1	88	74	.543	+3	Jim Fregosi	49-32	39-42
1980	6	65	95	.406	-32	Jim Fregosi	30-51	35-44
1981★	5	51	59	.464	-13 1/2	Jim Fregosi (22-25) Gene Mauch (29-34)	26-28	25-31
1982	1	93	69	.574	+3	<b>Gene Mauch</b>	52-29	41-40
1983	T5	70	92	.432	-29	John McNamara	35-46	35-46
1984	T2	81	81	.500	-3	John McNamara	37-44	44-37
1985	2	90	72	.549	-1	Gene Mauch	49-30	41-42
1986	1	92	70	.568	+5	<b>Gene Mauch</b>	50-32	42-38
1987	T6	75	87	.463	-10	Gene Mauch	38-43	37-44
1988	4	75	87	.463	-29	+++Cookie Rojas (75-79)	35-46	40-41
1989	3	91	71	.562	-8	Doug Rader	52-29	39-42
1990	4	80	82	.494	-23	Doug Rader	42-39	38-43
1991	7	81	81	.500	-14	Doug Rader (61-63) Buck Rodgers (20-18)	40-41	41-40
1992	T5	72	90	.444	-24	+++Buck Rodgers (33-40)	41-40	31-50
1993	T5	71	91	.438	-23	Buck Rodgers	44-37	27-54
1994★	4	47	68	.409	-5 1/2	Buck Rodgers (16-23) +++Marcel Lachemann (30-44)	23-40	24-28
1995★	2	78	67	.538	-1	Marcel Lachemann	39-33	39-34
1996	4	70	91	.435	-19 1/2	++++Marcel Lachemann (52-59)	43-38	27-53
1997	2	84	78	.519	-6	Terry Collins	46-36	38-42
1998	2	85	77	.525	-3	+++++Terry Collins (79-75)	42-39	43-38
1999	4	70	92	.432	-25	+++++Terry Collins (51-82)	37-44	33-48
2000	3	82	80	.506	-9 1/2	Mike Scioscia	46-35	36-45
2001	3	75	87	.463	-41	Mike Scioscia	39-42	36-45
2002y\$	2	99	63	.611	-4	Mike Scioscia	54-27	45-36
2003	3	77	85	.475	-19	Mike Scioscia	45-37	32-48
2004	1	92	70	.569	+1	<b>Mike Scioscia</b>	45-36	47-34
2005	1	95	67	.586	+7	<b>Mike Scioscia</b>	49-32	46-35
2006	2	89	73	.549	-4	Mike Scioscia	45-36	44-37
2007	1	94	68	.580	+6	<b>Mike Scioscia</b>	54-27	40-41
2008	1	100	62	.617	+21	<b>Mike Scioscia</b>	50-31	50-31
2009	1	97	65	.599	+10	<b>Mike Scioscia</b>	49-32	48-33
2010	3	80	82	.494	-10	Mike Scioscia	43-38	37-44
2011	2	86	76	.531	-10	Mike Scioscia	45-36	41-40
2012	3	89	73	.549	-5	Mike Scioscia	46-35	43-38
2013	3	78	84	.481	-18	Mike Scioscia	39-42	39-42
2014	1	98	64	.605	+10	<b>Mike Scioscia</b>	52-29	46-35
2015	3	85	77	.525	-3	Mike Scioscia	49-32	36-45
2016	4	74	88	.457	-21	Mike Scioscia	40-41	34-47
2017	2	80	82	.494	-21	Mike Scioscia	43-38	37-44
2018	4	80	82	.494	-23	Mike Scioscia	42-39	38-43
2019	4	72	90	.444	-35	Brad Ausmus	38-43	34-47
2020★	4	26	34	.433	-10	Joe Maddon	16-15	10-19
2021	4	77	85	.475	-18	Joe Maddon	40-42	37-43
2022	3	73	89	.451	-33	Joe Maddon (27-29) Phil Nevin (46-60)	15-14	12-15
2023	4	73	89	.451	-17	Phil Nevin	25-27	21-33
Totals*		4958	5016	.497		19 Managers	2646-2356	2312-2660-3

\*Tied three times in club history (6/8/61 @ Boston in 11 inn.; 9/12/69 @ Seattle in 10 inn.; 4/7/74 @ Chicago White Sox in 10 inn.)

### \$ World Series Champions

### BOLD A.L. West Division Champions

### y Wild Card Entrant

+ Totals do not include 2-2 under interim manager Whitey Herzog.

++ Totals do not include 0-8 under interim manager Moose Stubing.

+++ Totals do not include 36-49 under interim manager John Wathan or 3-1 under interim manager Marcel Lachemann.

++++ Totals do not include 1-1 under interim manager Bobby Knoop.

+++++ Totals do not include 10-18 under interim manager John McNamara or 8-14 under interim manager Joe Maddon.

++++++ Totals do not include 6-2 under interim manager Joe Maddon.

+++++++ Totals do not include 19-10 under interim manager Joe Maddon.

\* Shortened seasons; due to work stoppages: Apr. 1-13, 1972, June 12-July 30, 1981, Aug. 12, 1994-remainder of season, Apr. 2-24, 1995...2020 season (60 games) began July 24, 2020 following suspension of operations due to COVID-19 pandemic.



# CLUB HISTORY

## ALL-TIME ROSTER

Includes every player who has been in at least one Major League game with the Angels since 1961  
**RED:** Indicates Angels Hall of Famer **BATTING KEY:** #-Right, \*-Left, +-Switch ^-Interim manager

### MANAGERS (22)

AUSMUS, Brad (19)  
 COLLINS, Terry (97-99)  
 FREGOSI, Jim (78-81)  
 GARCIA, Dave (77-78)  
 HERZOG, Whitely (77-78)  
 KNOOP, Bobby (94)  
 LACHEMANN, Marcel (92\*, 94-96)  
 MADDON, Joe (96\*, 98\*, 99\*, 20-22)  
 MAUCH, Gene (81-82, 85-87)  
 McNAMARA, John (83-84, 96\*)  
 NEVIN, Phil (22\*-23)  
 PHILLIPS, Lefty (69-71)  
 RADER, Doug (89-91)  
 RICE, Del (72)  
 RIGNEY, Bill (61-69)  
 RODGERS, Buck (91-94)  
 ROJAS, Cookie (88)  
 SJOCASTA, Mike (00-18)  
 SHERRY, Norm (76-77)  
 STUBING, Moose (88)\*  
 WATHAN, John (92-93)\*  
 WILLIAMS, Dick (74-76)  
 WINKLES, Bob (73-74)

### COACHES (93)

ADAIR, Jerry (75)  
 BAILEY, Andrew (19)



**Don Baylor**

**BAYLOR, Don (14-15)**  
 BLACK, Bud (00-06)  
 BOWA, Larry (97-99)  
 BRIDGES, Rocky (62-63, 68-71)  
 BURELSON, Rick (95-96)  
 BUTCHER, Mike (06-15)  
 BUTERA, Drew (23)  
 BUTTERFIELD, Brian (20-21)  
 CALLAWAY, Mickey (20)  
**CAREW, Rod (92-99)**  
 CHITI, Dom (21-22)  
 CLEAR, Bob (76-87)  
 COLEMAN, Bob (80-90, 96-99)  
 COUCHEE, Mike (96)  
 CRANDALL, Del (77)  
 DISARCIGNA, Gary (14-16)  
 DOWNS, Rick (87-88)  
 EBEL, Dino (06-18)  
 ELLIOTT, Bob (61)  
 EPPARD, Jim (112-13)  
 ETCHEBAREAN, Andy (77)  
 FELICIANO, Jesus (19-20)  
 GALLEGO, Mike (19-22)  
 GARCIA, Dave (77)  
 GARRO, Ryan (20-21)  
 GIL, Benji (22-23)  
 GOMEZ, Preston (81-84)  
 GRIFFIN, Alfredo (00-18)  
 GRIFONI, Mury (61-66, 69, 77-78)  
 HANSEN, Dave (14-17)  
 HASSELMAN, Bill (22-23)  
 HATCHER, Mickey (00-12)  
 HEFFNER, Don (67-68)  
 HENDRICK, George (98-99)  
 HERMAN, Billy (67)  
 HERNADEZ, Chuck (92-96)  
 HERZOG, Whitely (74-75)  
 HEZEL, Bill (23)  
 HINES, Bruce (91, 21)  
 HINSKE, Eric (18)

HOSCHET, Vern (76)  
 JOHNSON, Derron (79-80, 89-92)  
**KNOOP, Bobby (79-96)**  
 KOENIG, Fred (70-71)  
 KRESS, Red (61)  
 LACHEMANN, Bill (95-96)  
 LACHEMANN, Marcel (84-92, 97-98)  
 LEMON, Bob (67-68)  
 LOWREY, Peanuts (72)  
 MACHA, Alan (92-94)  
 MADDON, Joe (94-05)  
 MALLEE, John (20-22)  
 MARTIN, Matt (19)  
 MASHORE, Damon (22-23)  
 McDERMOTT, Mickey (68)  
 McNAMARA, John (78)  
 MERCADO, Orlando (03-10)  
 MOLINA, Jose (19-21)  
 MONTGOMERY, Ray (22-23)  
 MORGAN, Tom (72-74, 81-83)  
 MUFFETT, Billy (74-77)  
 NAGY, Charles (16-18)  
 NEVIN, Phil (22)  
 OLIVERAS, Max (94)  
 PAEPKE, Jack (61-66)  
 PARKER, Dave (97)  
 PARKER, Salty (64-66, 73-74)  
 PAUL, Josh (18-19)  
 PICCIOLO, Rob (11-13)  
 PLANTIER, Phil (23)  
 POLE, Dick (99)  
 RADINSKY, Scott (16-18)  
 RAMOS, Bobby (00-02)  
 REBERGER, Frank (19)  
 REED, Jeremy (19-22)



**Jimmie Reese**

**REESE, Jimmie (72-94)**  
 REISER, Pete (70-71)  
 RESINGER, Grover (75-76)  
 RICE, Del (62-66)  
 ROARKE, Mike (67-69)  
 ROBINSON, Frank (77)  
 RODRIGUEZ, Eddie (96)  
 ROSENICKE, Ron (00-10, 16-17)  
 ROSEBORO, John (72-74)  
 SHERRY, Larry (79-80)  
 SHERRY, Norm (70-71, 76)  
 SKINNER, Bob (78)  
 SOLIZ, Steve (11-18)  
 SORRENTO, Paul (15-22)  
 STUBING, Moose (85-90)  
 THAMES, Marcus (23)  
 WATHAN, John (92-93)  
 WHITE, Doug (19)  
 BELK, Trevor, RHP (09-12)  
 WOOTEN, Shawn (19)  
 WINKLES, Bob (72)

### PLAYERS (205)

**-A-**  
 AAASE, Don, RHP (78-82, 84)  
 ABBOTT, Jim, LHP (89-92, 95-96)  
 ABBOTT, Kyle, LHP (91, 96)  
 ABNER, Shawn, OF (91)  
 ABERN, Bobby, OF (09-12)\*  
 ACHTER, A.J., RHP (16)  
 ADAMS, Jordyn, OF (23)\*  
 ADAMS, Ricky, INF (82-83)\*

ADCOCK, Joe, INF (64-66)\*  
 ADENHART, Nick, RHP (08-09)  
 ADELL, Jo, OF (20-23)\*  
 AGUILAR, Ryan, OF (22)\*  
 AIKENS, Willie, INF/DH (77, 79)\*  
 ALBUQUERQUE, Al, RHP (16)  
 ALDRETE, Mike, OF (95-96)\*  
 ALDRIDGE, Cory, OF (10)\*  
 ALFONZO, Edgardo, INF (06)\*  
 ALICEA, Luis, INF (97)+  
 ALLANSON, Andy, C (95)\*  
 ALLEN, Cody, RHP (19)  
 ALLEN, Lloyd, RHP (69-73)  
 ALLUETTA, Bob, C (75)\*  
 ALMONTE, Miguel, RHP (18)  
 ALOMAR, Sandy, INF (69-74)+  
 ALVAREZ, Jose, LHP (14-19)  
 ALVAREZ, Juan, LHP (99)  
 ALVAREZ, Orlando, OF/DH (17)\*  
 AMARISTA, Alexi, INF (11-12)\*  
 AMARO, Ruben, INF (69)\*  
 AMARO, Ruben Jr., OF (91)+  
 AMEZAGA, Alfredo, INF (02-04)+  
 ANDERSON, Brian, LHP (93-95)  
**ANDERSON, Garret, OF (94-08)\***  
 ANDERSON, Jim, INF (78-79)\*  
 ANDERSON, Justin, RHP (18-20)  
 ANDERSON, Kent, INF (89-90)\*  
 ANDERSON, Tyler, LHP (23)  
 ANDRIESE, Matt, RHP (20)  
 APPIER, Kevin, RHP (02-03)  
 ARCIA, Francisco, C (18)\*  
 ARELL, Dan, INF (61)\*  
 ARIAS, George, INF (96-97)\*  
 ARMAS, Tony, OF (87-89)\*  
 ARREDONDO, Jose, RHP (08-09)  
 ASPROMONTE, Ken, 2B (61)\*  
 AVERILL, Earl, OF/C (61-62)\*  
 AYBAR, Erick, INF (06-15)+  
 AZCUE, Joe, C (69-70, 72)\*

BOESCH, Brennan, OF (14)\*  
 BOLICK, Frank, INF (98)+  
 BONDS, Bobby, OF/DH (76-77)\*



**Bob Boone**

BOONE, Bob, C (82-88)\*  
 BOOTCHEC, Chris, RHP (05-08)  
 BORRON, Pedro, RHP (69)  
 BORDERS, Pat, C (96)\*  
 BORLAND, Toby, RHP (01)  
 BOSHER, Buddy, LHP (13)  
 BOSKIE, Shawn, RHP (95-96)  
 BOSLEY, Thad, OF (77, 88)\*  
 BOSTOCK, Lyman, OF (78)\*  
 BOTTENFIELD, Kent, RHP (00)  
 BOTTING, Ralph, LHP (79-80)  
 BOTZ, Bob, RHP (62)  
 BOUR, Justin, INF (19)\*  
 BOURIE, Peter, OF (10-13, 19)\*  
 BOUYE, Mike, RHP (97)  
 BOWSFIELD, Ted, LHP (61-62)  
 BRADLEY, Archie, RHP (22)  
 BRADLEY, Tom, RHP (69-70)  
 BRADY, Brian, OF (89)\*  
 BRANYAN, Russell, INF/DH (11)\*  
 BRASIER, Ryan, RHP (13)  
 BRETT, Ken, LHP (77-78)  
 BREWER, Jim, LHP (75-76)  
 BRIDGES, José, C (18, 20)\*  
 BRICKELL, Fritz, INF (61)\*  
 BRIDGES, Rocky, INF (61)\*  
 BRIDWELL, Parker, RHP (17-18)  
 BRIGGS, Dan, INF/OF (75-77)\*  
 BROOKS, Curt, OF (73)\*  
 BROOKS, Hubie, OF/DH (92)\*  
 BROOKS, Curtis, RHP (83)  
 BROWN, Matt, INF (07-08)\*  
 BROWN, Mike, OF (83-85, 88)\*  
 BROWN, Randy, C (69-70)\*  
 BROWN, Steve, RHP (83-84)  
 BRUNANSKY, Tom, OF (81)\*  
 BRUNET, George, LHP (64-69)  
 BRYDEN, T.R., RHP (86)  
 BUCHTER, Ryan, LHP (20)  
 BUCK, John, C (14)\*  
 BARRETO, Franklin, INF (20-21)\*  
 BARRIA, Jaime, RHP (18-23)  
 BAUGHMAN, Justin, INF (98, 00)\*  
**BAYLOR, Don, OF/DH (77-82)\***  
 BEASLEY, Chris, RHP (91)  
 BECKHAM, Gordon, INF (14)\*  
 BECQUER, Julio, INF (61)\*  
 BEDROSIAN, Cam, RHP (14-20)  
 BELSCHER, Tim, RHP (99-00)  
 BELUNSKY, Bo, LHP (62-64)  
 BELL, Trevor, RHP (09-12)  
 BELLINGER, Clay, INF/OF (02)\*  
 BEMBOOM, Anthony, C (19)  
 BENIQUEZ, Juan, OF/DH (81-85)\*  
 BENNETT, Dennis, LHP (68)  
 BENNETT, Erik, RHP (95)  
 BERGMAN, Dusty, LHP (04)  
 BERRY, Ken, OF (71-73)\*  
 BICHETTE, Dante, OF (88-90)\*  
 BILKELI, Mike, RHP (95)  
 BILOK, Steve, INF (61-62)\*  
 BLANTON, Joe, RHP (13)  
 BLASH, Jabari, OF (18)\*  
 BLATERIC, Steve, RHP (75)  
 BLYLEVEN, Bert, RHP (89-92)  
 BOCHTE, Bruce, C (74-77)\*

CALLASPO, Alberto, INF (10-13)+  
 CALLAWAY, Mickey, RHP (02-03)  
 CAMPANA, Tony, OF (14)\*  
 CAMPANERIS, Bert, INF (79-81)\*  
 CANDELARIA, John, LHP (85-87)  
 CANFIELD, RHP (77-78)  
 CANNING, Griffin, RHP (19-23)  
 CARDENAL, Jose, OF (65-67)\*  
 CARDENAS, Leo, INF (72)\*  
**CAREW, Rod, INF (79-85)\***  
 CARPENTER, David, RHP (12, 14)  
 CARRASCO, Hector, RHP (06-07)  
 CASALE, Jerry, RHP (61)  
 CASSEVAH, Bobby, RHP (10-12)  
 CASTRO, Jason, C (20)\*  
 CAUSEY, Wayne, INF (68)\*  
 CERV, Bob, OF (61)\*

CHACIN, Jhoulis, RHP (16)  
 CHADWICK, Ray, RHP (86)  
 CHALK, Dave, INF (73-78)  
 CHANCE, Bob, INF (69)\*  
**CHANCE, Dean, RHP (61-66)**  
 CHATWOOD, Tyler, RHP (11)  
 CHAVEZ, Anthony, RHP (97)  
 CHAVEZ, Jesse, RHP (17, 22)  
 CHOI, Ji-Man, INF (16)\*  
 CHRISTENSEN, Bruce, INF (71)\*  
 CHRISTENSEN, Jason, LHP (05)  
 CIMINO, Pete, RHP (67-68)  
 CINCIO, Gino, OF (65)\*  
 CISEK, Steve, RHP (21)  
 CLARK, Bob, OF (79-83)\*  
 CLARK, Rick, RHP (67-69, 71-72)  
 CLARK, Terry, RHP (88-89)  
 CLAUDIO, Alex, LHP (21)  
 CLEAR, Mark, RHP (79-80, 90)  
 CLEMENTE, Edgard, OF (00)\*  
 CLEMENTS, Pat, LHP (85)  
 CLEVENGER, Tex, RHP (61)  
 CLUBURN, Stan, C (80)\*  
 CLUBURN, Stewart, RHP (84-85, 88)  
 CLINTON, Lou, OF (64-65)\*  
 COACHMAN, Pete, INF (90)\*  
 COATES, Jim, RHP (65-67)  
 COBB, Alex, RHP (21)  
 COELLO, Robert, RHP (13)  
 COLANGELO, Mike, OF (99)\*  
 COLETTA, Chris, OF (72)\*  
 COLE, Taylor, RHP (18-19)  
 COLLINS, Dave, OF/DH (75-76)+



**Bartolo Colon**

COLON, Bartolo, RHP (04-07)  
 CONGER, Hank, C (10-14)+  
 CONIGLIARO, Tony, OF (71)\*  
 CONSIGLIO, Billy, INF (62)\*  
 COOK, Dennis, LHP (02)  
 COOK, Mike, RHP (86-88)  
 COOPER, Brian, RHP (99-01)  
 CORBERT, Doug, RHP (82-86)  
 CORRETT, Sherman, LHP (88-90)  
 CORREIA, Rod, INF (93-95)\*  
 COTTIER, Chuck, INF (68-69)\*  
 COUGHTRY, Marlin, INF (62)\*  
 COUSINS, Scott, OF (13)\*  
 COWAN, Billy, INF/OF (69-72)\*  
 COWART, Kaleb, INF/RHP (15-19)+  
 COWENS, Al, OF (80)\*  
 COWGILL, Collin, OF (13-15)\*  
 COX, Terry, RHP (70)  
 COZART, Zack, INF (18-19)\*

CLUB HISTORY

CRIM, Chuck, RHP ('92-93)  
CRISWELL, Cooper, RHP ('21-22)  
CRON, Chris, INF/DH ('91)  
CRON, C.J., INF/DH ('17-18, '23)\*  
CRUZ, Todd, RHP ('80)  
CUELLAR, Mike, LHP ('77)  
CUMBERLAND, John, LHP ('74)  
CUNNINGHAM, RHP ('07) ('16)\*  
CURTIS, Chad, OF ('92-94)\*  
CURTIS, John, LHP ('82-84)  
CURTIS, John, RHP ('19)

**-D-**  
D'ACQUISTO, John, RHP ('81)  
DADE, Paul, OF/DH ('75-76)\*  
DALESAURO, Mark, C ('94-95)\*  
DANIEL, Davis, RHP ('23)  
DARWIN, Bob, RHP ('62)  
DAVALILLO, Jeff, OF ('68-69)\*  
DAVANON, Jeff, OF ('99, '01-05)\*  
DAVANON, Jerry, INF ('73)\*  
DAVIDSON, Daniel, LHP ('09)  
DAVIDSON, Tucker, LHP ('22-23)  
DAVIS, Alvin, INF/DH ('92)  
DAVIS, Bob, C ('81)\*  
DAVIS, Chili, OF/DH ('88-90, '93-96)\*  
DAVIS, Doug, INF/C ('88)\*  
DAVIS, Mark, OF ('91)\*  
DAVIS, Tommy, INF/DH ('76)\*  
DAVIS, Willie, OF/DH ('79)\*  
DECCINCES, Doug, INF ('82-87)\*  
DECKER, Steve, C ('99)\*  
DEES, Charlie, INF ('65-65)\*  
DEJESUS, David, OF ('91)\*  
DE LA ROSA, Dane, RHP ('13-14)  
DELGADO, Wilson, INF ('03)\*  
DEL POZO, Miguel, LHP ('19)  
DELUCA, Rich, RHP ('97-98)  
DESPAINA, Odrisamer, RHP ('18)  
DETMERS, Reid, LHP ('21-23)  
DEVENSKI, Chris, RHP ('23)  
DIAZ, Ithonathan, LHP ('21-23)  
DIAZ, Jairo, RHP ('14)  
DICKSON, Jason, RHP ('96-00)  
DIMICHELE, Frank, LHP ('88)



**Gary Discarina**

DISARCINA, Gary, INF ('89-01)\*  
DOBSON, Chuck, RHP ('74-75)  
DOHERTY, John, RHP ('74-75)  
DONNELLY, Brendan, RHP ('02-06)  
DONOHUE, Jim, RHP ('61-62)  
DONOHUE, Tom, C ('79-80)\*  
DOPSON, John, RHP ('94)  
DORSETT, Brian, C ('88)\*  
DORSEY, Jim, RHP ('80)  
**DOWNING, Brian, C/OF ('78-90)\***  
DOWNS, Scott, LHP ('11-13)  
DOYLE, Denny, INF ('74-75)\*  
DOYLE, Paul, LHP ('70, '72)  
DRAGO, Dick, RHP ('76-77)  
DRAKE, Oliver, RHP ('81)  
DRURY, Brandon, INF ('23)\*  
DUCHEY, Rob, OF/DH ('92)\*  
DUFFY, Matt, INF ('22)\*  
DUGGAR, Steven, INF ('22)\*  
DUKES, Tom, RHP ('72)  
DULIRA, Bob, RHP ('63-64)  
DUNN, Scott, RHP ('04)  
DUNNING, Steve, RHP ('76)  
DUREN, Ryne, RHP ('61-62)  
DURRINGTON, Trent, INF ('90-03)\*

**-E-**  
EASLER, Mike, OF ('76)\*  
EASLEY, Damion, INF ('92-96)\*  
EATON, Adam, OF ('21)\*




**David Eckstein**

ECKSTEIN, David, INF ('01-04)\*  
EDDY, Steve, RHP ('79)  
EDFIELD, Ken, RHP ('95-96)  
EDMONDS, Jim, OF ('93-99)\*  
EENHOORN, Robert, INF ('96-97)\*  
EGAN, Dick, RHP ('66)\*  
EGAN, Tom, C ('65-70, '74-75)\*  
EGE, Cody, LHP ('16)  
EICHHORN, Mark, RHP ('90-92, '96)\*  
ELLIS, Robert, RHP ('96)\*  
ELLIS, Sammy, RHP ('68)\*  
ENCARNACION, Angelo, C ('97)\*  
ENRIGHT, Barry, RHP ('12-13)  
EPARD, Jim, INF/OF ('87-89)\*  
EPSTEIN, Mike, INF ('73-74)\*  
ERSTAD, Darin, INF/OF ('96-06)\*  
ESCOBAR, Eduardo, INF ('23)\*  
ESCOBAR, Kelvin, RHP ('04-09)  
ESCOBAR, Yunel, INF ('16-17)\*  
ESPINOSA, Danny, INF ('15)\*  
ESTÉVEZ, Carlos, RHP ('23)\*  
ETCHEBERREN, Andy, C ('75-77)\*  
ETHERTON, Seth, RHP ('00)\*  
EVANS, Terry, OF ('07-10)\*

**-F-**  
FABREGAS, Jorge, C ('94-97, '01-02)\*  
FAIRLY, Ron, INF/DH ('78)\*  
FARRELL, John, RHP ('93-94)\*  
FASANO, Sal, C ('02)\*  
FEATHERSTON, Taylor, INF ('15)\*  
FELIX, Junior, OF ('91-92)\*  
FERGUSON, Jose, C ('81-83)\*  
FERNANDEZ, Jose, INF ('01)\*  
FERNANDEZ, Jose, INF ('18)\*  
FERRIS, Bob, RHP ('78-80)  
FETTERS, Mike, RHP ('89-91, '98)  
FIELD, Tommy, INF ('13)\*  
FIELDER, Cecil, INF/DH ('98)\*  
FIGGINS, Chone, INF/OF ('02-09)\*  
FIGUEROA, Ed, RHP ('74-75)\*  
FIMPLE, Jack, C ('87)\*  
**FINLEY, Chuck, LHP ('86-99)**  
FINLEY, Steve, OF ('05)\*  
FISCHER, Todd, RHP ('86)  
FISHER, Eddie, RHP ('69-72)  
FITZGERALD, Mike, OF/C ('92)\*  
FITZMORRIS, Al, RHP ('78)  
FLETCHER, David, INF ('18-23)\*  
FLORA, Kevin, INF ('91, '95)\*  
FLORES, Gil, OF ('77)\*  
FLORES, Ramon, OF ('17)\*  
FOLES, Hank, C ('63-64)\*  
FOU, Tim, INF ('82-83)\*  
FONTANA, Nolan, INF ('17-18)\*  
FORA, Dan, OF/DH ('79-81)\*  
FORD, Mike, INF ('23)\*  
FORSCH, Ken, RHP ('81-86)  
FORSTER, Terry, LHP ('86)  
FORTUGNO, Tim, LHP ('92-93)  
FOSTER, Alan, RHP ('72)  
FOWLER, Art, RHP ('61-64)  
FOWLER, Dexter, OF ('21)\*  
FOWLKES, Alan, RHP ('85)  
FOYTACK, Paul, RHP ('63-64)

FRANSEN, Kevin, INF ('10)\*  
FRANKLIN, Nick, INF ('17)\*  
FRASER, Willie, RHP ('96-00)  
FREEMAN, Sam, LHP ('19)  
FREESE, David, INF ('14-15)\*  
**FREGOSO, Jim, INF ('61-71)\***  
FREY, Steve, LHP ('92-93)  
FRIERI, Ernesto, RHP ('12-14)  
FROHWIRTH, Todd, RHP ('96)  
FROST, Dave, RHP ('78-81)  
FULMER, Brian, OF ('09-10)  
FULLMER, Carson, RHP ('23)  
FULLMER, Brad, DH/INF ('02-03)\*  
FYHRER, Mike, RHP ('99)

**-G-**  
GABRIELSON, Len, OF ('67)\*  
GAETTI, Gary, INF/DH ('91-93)\*  
GALLARRAGA, Andres, INF/DH ('04)\*  
GALLAGHER, Al, INF ('73)\*  
GALLAGHER, Dave, OF ('91, '95)\*  
GANT, Ron, OF/DH ('00)\*  
GARCIA, Carlos, INF ('98)\*  
GARCIA, Luis, RHP ('15)\*  
GARCIA, Miguel, LHP ('87)  
GARLAND, Ian, RHP ('08)  
GARNEAU, Dustin, C ('19)\*  
GARR, Ralph, OF/DH ('79-80)\*  
GARRETT, Adrian, C/DH ('75-76)\*  
GARRETT, Greg, LHP ('70)  
GARVER, Ned, RHP ('61)  
GATEWOOD, Aubrey, RHP ('63-65)  
GEISHERT, Vern, RHP ('69)  
GELTZ, Steven, RHP/DH ('75)\*  
GENTRY, Craig, OF ('16)\*  
GERBER, Craig, INF ('85)\*  
GIAVOTELLA, Johnny, INF ('15-16)\*  
GIL, Benji, INF ('00-03)\*  
GILBRETH, Bill, LHP ('74)  
GILLASPIE, Conor, INF ('15)\*  
GIOLTO, Lucas, RHP ('23)  
GLAUS, Troy, INF ('98-04)\*  
GLOVER, Gary, RHP ('03)  
GOHR, Greg, RHP ('96)  
GOLTZ, Dave, RHP ('82-83)  
GONZALES, Larry, C ('93)\*  
GONZALES, Rene, INF ('92-93, '95)\*  
GONZALEZ, Jose, OF ('92)\*  
GONZALEZ, Tony, OF ('70-71)\*  
GOODWIN, Brian, OF ('19-20)\*  
GOODWIN, Dan, INF/DH ('75, '77-78)\*  
GORNEAULT, Nick, OF ('07)\*  
GOSSSEL, Phil, INF ('21-22)\*  
GOTAY, Julio, INF ('65)\*  
GOTT, Trevor, RHP ('15)  
GRABARKEWITZ, Bill, INF ('73)\*  
GRAHE, Joe, RHP ('90-94)  
GRATEROL, Juan, C ('16-18)\*  
GRBA, Eli, RHP ('61-63)  
GREBECK, Craig, INF ('97)\*  
GREEN, Grant, INF ('13-15)\*  
GREEN, Lenny, OF ('64)\*  
GREEN, Steve, RHP ('01)  
GREENE, Todd, C/DH ('96-99)\*  
GREGG, Kevin, RHP ('03-06)  
GREGORIO, Tom, C ('03)\*  
GREINKE, Zack, RHP ('12)



**Bobby Grich**

**GRICH, Bobby, INF ('77-86)\***  
GRICHUK, Randal, OF ('23)\*  
GRIFFIN, Doug, INF ('70)\*

GRIFFIN, Tom, RHP ('78)  
GRILLI, Jason, RHP ('14)  
GRIMSLEY, Jason, RHP ('96)  
GRIZZ, Kelly, RHP ('97)  
GRUBE, Jarrett, RHP ('14)  
GRUBER, Kelly, INF ('93)\*  
GUBICZA, Mark, RHP ('97)  
GUERRA, Deolis, RHP ('16-17)  
GUERRA, Javy, RHP ('16)  
GUERRA, Junior, RHP ('21)  
GUERRERO, Mario, INF/DH ('76-77)\*  
**GUERRERO, Vladimir, OF ('04-09)\***  
GUILLEN, Jose, OF ('04)\*  
GURKA, Jason, LHP ('17)  
GUTIERREZ, Juan, RHP ('13)  
Gwyn, Marc, RHP ('07)

**-H-**  
HABYAN, John, RHP ('95)  
HALICKI, Ed, RHP ('80)  
HALL, Jimmie, OF ('67-68)  
HALLER, Shane, INF ('04)\*  
HAMILTON, Jack, RHP ('67-68)  
HAMILTON, Josh, OF ('13-15)\*  
HAMLIN, Ken, INF ('61)\*  
HAMPTON, Ike, C ('75-79)\*  
HANDCOCK, Ryan, RHP ('96)  
HANCOCK, Rich, RHP ('73)  
HANSON, Tommy, RHP ('13)  
HAREN, Dan, RHP ('10-12)  
HARKEY, Mike, RHP ('95)  
HARLOW, Larry, OF ('79-81)\*  
HARPER, Brian, OF ('79, '81)\*  
HARPER, Tommy, INF/DH ('75)\*  
HARRELSON, Bill, RHP ('68)  
HARRIS, Brendan, INF ('13)\*  
HARRIS, John, INF ('79-81)\*  
HARRIS, Pep, RHP ('96-99)  
HARRISON, Monte, OF ('22)\*  
HARTZELL, Paul, RHP ('76-78)\*  
HARVEY, Bryan, RHP ('87-92)  
HARVEY, Matt, RHP ('19)  
HASEGAWA, Shigetoshi, RHP ('97-01)  
HASSLER, Andy, LHP ('71, '73-76, '80-83)  
HATHAWAY, Lilly, LHP ('92-93)  
HAWKINS, LaRoy, RHP ('12)  
HAWPE, Rod, OF ('13)\*  
HAYNES, Nathan, OF ('07)\*  
HAYES, Von, OF/DH ('92)\*  
HEANEY, Andrew, LHP ('15-21)  
HEFFNER, Bob, RHP ('68)  
HEISE, Bob, INF ('74)\*  
HELD, Woodie, INF/OF ('67-68)\*  
HEMAN, Russell, RHP ('61)\*  
HEMPHILL, Bret, C ('99-)\*  
HENDERSON, Rickey, OF ('97)\*  
HENDRICK, George, OF/DH ('85-88)\*  
HENSLEY, Matt, RHP ('04)  
HERGET, Jimmy, RHP ('21-23)  
HERMOSILLO, Michael, OF ('18-20)\*  
HERNANDEZ, David, RHP ('17)  
HERNANDEZ, Jackie, INF ('65-66)\*  
HERRERA, Yoslani, RHP ('14)  
HERRMANN, Ed, C ('76)\*  
HESTER, John, C ('12-13)\*  
HIATT, Jack, INF ('64, '72)\*  
HIBBS, Jim, DH ('67)\*  
HICKS, Jim, OF ('69-70)\*  
HILL, Donnie, INF ('90-91)\*  
HILL, Glennan, OF/DH ('01)\*  
HILL, Ken, RHP ('97-00)  
HILL, Rich, LHP ('14)  
HILLENBRAND, Shea, INF ('07)\*  
HILSCHLIFE, Brett, RHP ('00)\*  
HINTON, Chuck, INF/OF ('68)\*  
HINSON, Butch, INF ('81)\*  
HOCKENBERG, Chuck, RHP ('75)  
HOFFMAN, Glenn, INF ('89)\*  
HOLLAND, Al, LHP ('85)\*  
HOLLINS, Dave, INF ('97-98)\*  
HOLTZ, Mike, LHP ('96-01)  
HOLZEMER, Kirk, RHP ('93, '95-96)  
HOWARD, Doug, INF/OF ('72-74)\*  
HOWELL, Jack, INF/DH ('85-91, '96-97)\*

HOYT, James, RHP ('21)  
HUDLER, Rex, INF/OF ('94-96)\*  
HUDSON, Charlie, LHP ('75)  
HUDSON, Joe, C ('18)  
HUFF, David, LHP ('16)  
HUMPHREY, Terry, C ('76-79)\*  
HUNT, Ken, OF ('61-63)\*  
HUNTER, Toni, OF ('08-12)\*  
HUSON, Jeff, INF ('99)\*

**-I-**  
IANETTA, Chris, C ('12-15)\*  
IBANEZ, Raul, OF/DH, ('14)\*  
IBARRA, Edgar, LHP ('15)  
IGLESIAS, José, INF ('21)\*  
IGLESIAS, Raisal, RHP ('21-22)  
INGRAM, Kolton, LHP ('23)  
ISINGHAUSEN, Jason, RHP ('12)  
IZTURIS, Maicer, INF ('05-12)\*



**Bo Jackson**

JACKSON, Bo, OF/DH ('94)\*  
JACKSON, Reggie, OF/DH ('82-86)\*  
JACKSON, Ron, OF ('75-78, '82-84)\*  
JACKSON, Ryan, INF ('15)\*  
JAMES, Johnny, RHP ('61)  
JAMES, Mike, RHP ('95-99)  
JAVIER, Stan, OF ('93)\*  
JAY, Jon, OF ('21)\*  
JEFFERIES, Greg, INF/OF ('98)\*  
JEFFERSON, Jesse, RHP ('81)  
JEPSEN, Kevin, RHP ('08-14)  
JERRY, Williams, LHP ('18)  
JEWELL, Jake, RHP ('18-19)  
JIMENEZ, Luis, INF ('13-14)\*  
JOHN, Tommy, LHP ('82-85)  
JOHNSON, Alex, OF ('70-71)\*  
JOHNSON, Gary, OF ('03)\*  
JOHNSON, Jim, RHP ('18)\*  
JOHNSON, Keith, INF ('00)\*  
JOHNSON, Lou, OF ('61, '69)\*  
JOHNSON, Mark, INF ('98)\*  
JOHNSON, Sherman, INF ('18)\*  
JOHNSTONE, Jay, OF ('66-70)\*  
JONES, Bob, OF ('76-77)\*  
JONES, Gerald, RHP ('03, '05-07)  
JONES, Jahmal, INF ('20)\*  
JONES, Ruppert, OF ('85-87)\*  
JOYCE, Ben, RHP ('23)  
JOYCE, Art, OF ('15)\*  
JOYNER, Wally, INF ('86-91, '01)\*  
JUDEN, Jeff, RHP ('98)  
JUNK, Janson, RHP ('21-22)

**-K-**  
KARL, Scott, LHP ('00)  
KAUFMAN, Curt, RHP ('84)  
KAZMIR, Scott, LHP ('09-11)  
KEALEY, Steve, RHP ('68-70)  
KEEY, Pat, INF/OF ('85)\*  
KELLEHER, Rick, INF ('82)\*  
KELSO, Bill, RHP ('60-67)  
KELLER, Kyle, RHP ('24)\*  
KENDRICK, Howie, INF ('06-14)\*  
KENNEDY, Adam, INF ('00-06)\*  
KINGMAN, Dave, OF/DH ('77)\*  
KINSLER, Ian, INF ('08)\*  
KIPPER, Bob, LHP ('85)  
KIRKPATRICK, Ed, C/OF ('62-68)\*  
KIRKWOOD, Don, RHP ('74-77)  
KISON, Bruce, RHP ('80-84)  
KLINE, Ron, RHP ('61)

# CLUB HISTORY

## ALL-TIME ROSTER

KLUSZEWSKI, Ted, INF ('61)\*  
 KNAPP, Chris, RHP ('78-80)  
**KNOOP, Bobby, INF ('64-69)†**  
 KOHN, Michael, RHP ('10-14)†  
 KOPPE, Joe, INF ('61-65)†  
 KOSCO, Andy, OF ('72)†  
 KOTCHMAN, Frank, OF ('63)†  
 KOTCHMAN, Casey, INF ('04-08)\*  
 KRAUSS, Marc, INF ('15)\*  
 KRAWCZYK, Ryan, RHP ('85)  
 KREUTER, Chad, C ('97-98)†  
 KROL, Ian, LHP ('18)  
 KRUGER, Jack, C ('21)†  
 KUBITZA, Kyle, INF ('15)\*  
 KUBSKA, Gil, OF ('80)  
 KUHAULUA, Fred, LHP ('77)  
 KUSYNER, Art, C ('71-73)†

**-L-**  
 LACEY, Bob, LHP ('83)



**John Lackey**

LACKEY, John, RHP ('02-09)  
 LaCORTE, Frank, RHP ('84)  
 LAGARES, Juan, OF ('21-22)†  
 LAHOUD, Joe, OF/DH ('74-76)\*  
 LAMB, Jake, INF ('23)\*  
 LAMB, John, LHP ('18)  
 LANDREAUX, Ken, OF ('77-78)\*  
 LANGE, Dick, RHP ('72-75)  
 LANGERHANS, Ryan, OF ('12)\*  
 LANGSTON, Mark, LHP ('90-97)  
 LANSFORD, Carney, INF ('78-80)†  
 LaROCHE, Dave, LHP ('70-71, 77-80)  
 LASHER, Fred, LHP ('71)  
 La STELLA, Tommy, INF ('19-20)\*  
 LATMAN, Barry, RHP ('64-65)  
 LATOS, Matt, RHP ('15)  
 LAZORKO, Jack, RHP ('87-88)  
 LeBLANC, Wade, LHP ('14)  
 Lee, Bob, RHP ('64-66)  
 Lee, Don, RHP ('62-65)  
 Lee, Mike, LHP ('63)  
 LEEK, Gene, INF ('61-62)†  
 LEFFERTS, Craig, LHP ('94)  
 LEFTWICH, Phil, RHP ('93-94, '96)  
 LEITER, Mark, RHP ('94)  
 LEJA, Frank, INF ('62)\*  
 LEJANOVIC, Dave, RHP ('80)  
 LEONE, Dominic, RHP ('23)  
 LEVINE, AJ, RHP ('99-02)†  
 LEWIS, Scott, RHP ('90-94)  
 LEVITZ, Jim, C/DH ('97)†  
 LINARES, Rufino, DH ('85)†  
 LINCCUEM, Tim, RHP ('16)  
 Lind, Jose, INF ('95)†  
 LINTON, Doug, RHP ('93)†  
 LINDAS, Winston, INF ('88-63, 72-75)  
 LOCKE, Bobby, RHP ('67-68)  
 LOCKWOOD, Skip, RHP ('74)  
 LOPEZ, Carlos, OF/DH ('76)†  
 LOPEZ, Marcelino, LHP ('65-67)  
 LOPEZ, Ramon, RHP ('66)  
 LOPEZ, Reynaldo, RHP ('23)  
 LORENZEN, Michael, RHP ('22)  
 LORRAINE, Andrew, LHP ('94-95)  
 LOUP, Aaron, LHP ('22-23)  
 LOUX, Shane, RHP ('08-09)  
 LOVECLAVE, Vance, LHP ('88-89)  
 LOVULLO, Torey, INF ('93)†  
 LOWE, Mark, RHP ('81, '83)†  
 LUBRATICI, Steve, INF ('81, '83)†  
 LUCAS, Gary, LHP ('86-87)  
 LUCROY, Jonathan, C ('19)†

LUGO, Urbano, RHP ('85-88)  
 LUKASIEWICZ, Mark, LHP ('01-02)  
 LUKE, Matt, INF ('99)\*  
 LUJALDA, Keith, INF ('00)†  
 LYNN, Fred, OF ('81-84)\*  
 LYONS, Barry, INF ('91)†

**-M-**  
 MACHEMER, Dave, INF ('78)†  
 MACK, Tony, RHP ('85)  
 MacKINNON, David, INF ('22)†  
 MAGNANIE, Mike, LHP ('99)  
 MAGNIFICO, Damien, RHP ('17)  
 MAGRANE, Joe, LHP ('93-94)  
 MAHLE, Greg, LHP ('16)  
 MAHLER, Mickey, LHP ('81-82)  
 MALDONADO, Martin, C ('17-18)†  
 MALONEY, Jim, RHP ('71)  
 MALZONE, Frank, INF ('56)†  
 MARSH, Brandon, OF ('21-22)\*  
 MARSHALL, Mike, INF ('18)  
 MARTE, Alfredo, OF ('15)†  
 MARTE, Jeffry, INF ('16-18)†  
 MARTE, José, RHP ('21-23)  
 MARTIN, Paco, INF ('98)  
 MARTINEZ, Carlos, INF/DH ('95)†  
 MARTINEZ, Fred, RHP ('80-81)  
 MARONDE, Nick, OF ('12-14)  
 MASHORE, Damon, OF ('98)  
 MATTHEWS, Ryan, RHP ('15)  
 MATTHEWS, Jeff, C ('05-11)†  
 MATRAMGA, David, INF ('05)†  
 MATSUJI, Hideki, OF ('10)\*



**Hideki Matsui**

MATTHEWS Jr., Gary, OF ('07-09)†  
 MAYBIN, Cameron, OF ('17)†  
 MAY, Carlos, OF/DH ('77)\*  
 MAY, Darrell, LHP ('96-97)  
 MAY, Rudy, LHP ('65, '69-74)  
 MAYERS, Mike, RHP ('20-22)  
 MAYFIELD, Jack, INF ('21-22)\*  
 McANULTY, Paul, INF ('10)†  
 McBRIDE, Ken, RHP ('61-65)  
 McCASKILL, Kirk, RHP ('85-91)  
 McClURE, Bob, LHP ('89-91)  
 McCRAW, Tom, INF/OF ('73-74)  
 McDONALD, John, INF ('14)†  
 McDOWELL, Jack, RHP ('88-89)  
 McELROY, Chuck, LHP ('96-97)  
 McFARLANE, Orlando, C ('76-86)  
 McGLATHLIN, Jim, RHP ('65-69)  
 McGuire, Deck, RHP ('18)  
 McLAUGHLIN, Byron, RHP ('83)†  
 McLEMORE, Mark, INF ('86-90)  
 McMULLEN, Ken, INF ('70-72)†  
 McPHERSON, Dallas, INF ('04-07)\*  
 MEDEROS, Victor, RHP ('23)  
 MEJIA, Adalberto, RHP ('19)  
 MELTON, Bill, INF/DH ('76)†  
 MELLI, Rudy, INF ('71, '73-75)\*  
 MERCKER, Kent, LHP ('60)  
 MERLONI, Lou, INF ('05)†  
 MESSERSMITH, Andy, RHP ('68-72)  
 MEYER, Alex, RHP ('16-18)  
 MEYER, Robert, LHP ('64)  
 MIADICH, Bart, RHP ('01, '03)  
 MIDDLETON, Keynan, RHP ('17-20)  
 MILIKI, Mike, INF ('75-76)†  
 MILLER, Darrell, C ('84-88)†  
 MILLER, Dyan, RHP ('77-79)  
 MILLER, Rick, OF ('78-80)†  
 MILLS, Brad, LHP ('12)  
 MILNER, Hoby, LHP ('20)

MINCHER, Don, INF ('67-68)\*  
 MINTON, Greg, RHP ('87-90)  
 MINTZ, Steve, RHP ('99)  
 MOELLER, Ron, LHP ('61-63)  
 MOLINA, Bengie, C ('98-05)†  
 MOLINA, Jose, C ('01-07)†  
 MONDESI, Raul, OF ('04)†  
 MONGE, Sid, LHP ('75-77)  
 MONIAK, Mickey, OF ('22-23)\*  
 MONTAGUE, John, RHP ('79-80)  
 MONTAGUE, Guillermo, INF ('66)†  
 MONTEAGUDO, Aurelio, RHP ('73)  
 MONTELEONE, Rich, RHP ('88-89, 95-96)  
 MOORE, Balor, LHP ('77)  
 MOORE, Donnie, RHP ('85-88)  
 MOORE, Jeremy, OF ('11)\*  
 MOORE, Matt, LHP ('23)  
 MORALES, Kendrys, INF ('06-12)†  
 MORALES, Osmer, RHP ('18)  
 MORAN, Billy, INF ('61-64)†  
 MORAN, Brian, LHP ('22)  
 MORENO, Angel, LHP ('81-82)\*  
 MORENO, Jose, INF/DH ('82)†  
 MORGAN, Tom, RHP ('61-63)  
 MORIN, Mike, RHP ('14-17)  
 MORONTA, Reyes, RHP ('23)  
 MORRIS, Akeel, RHP ('18)  
 MORRIS, John, OF ('92)\*  
 MORTON, Bubba, OF ('66-69)†  
 MOSEBACH, Bobby, RHP ('09)  
 MOSELEY, Dustin, RHP ('06-09)  
 MOSTON, Curt, OF ('72)†  
 MOUTSAKAS, Mike, INF ('23)\*  
 MULLINIKS, Rance, INF ('77-79)†  
 MURPHY, David, OF ('15)\*  
 MURPHY, Tom, RHP ('68-72)†  
 MURPHY, Tommy, OF ('06-07)†  
 MURRAY, Eddie, INF/DH ('97)†  
 MYERS, Greg, C ('92-95)†

**-N-**  
 NAPOLI, Mike, C ('06-10)†  
 NARROW, Jerry, C ('83-86)†  
 NAUGHTON, Packy, LHP ('21)  
 NAVA, Daniel, OF ('16)†  
 NAVARRO, Efran, INF/OF ('11-15)  
 NAVARRO, Julio, RHP ('62-64)  
 NELSON, Chris, INF ('13)†  
 NELSON, Gene, RHP ('93)  
 NELSON, Mel, LHP ('63)  
 NETO, Zach, INF ('23)†  
 NETTLES, Morris, OF ('74-75)\*  
 NEVIN, Phil, INF/C ('98)†  
 NEWMAN, Fred, RHP ('62-67)  
 NIELSEN, Jerry, LHP ('93)  
 NIEUWENHUIS, Kirk, OF ('15)\*  
 NIEVES, Jose, INF ('01-02)†  
 NOBDA, Junior, INF ('88)†  
 NOLAN, Gary, RHP ('77)†  
 NOLASCO, Ricky, RHP ('16-17)  
 NORDBROOK, Tim, INF ('76)†  
 NORRIS, Bud, RHP ('17)  
 NUXHALL, Joe, LHP ('62)\*

**-O-**  
 OBERHOLTZER, Brett, LHP ('16)  
 OBERKELL, Ken, INF/OF ('92)\*  
 O'BERRY, Mike, C ('83)†  
 O'BRIEN, Charlie, C ('88-99)†  
 O'BRIEN, Syd, INF ('71-72)†  
 OCHOA, Alex, OF ('02)†  
 O'DAY, Darren, RHP ('08)  
 O'HOPPE, Logan, C ('22-23)†  
 OHTANI, Shohei, DH/RHP ('18-23)\*  
 OKEY, Chris, C ('23)†  
 OLIVARES, Omar, RHP ('98-99)†  
 OLIVER, Bob, INF/OF ('72-74)†  
 OLIVER, Darren, LHP ('07-09)  
 O'MALLEY, Shawn, INF ('14)†  
 ORTEGA, Anthony, RHP ('09)  
 ORTEGA, Oliver, RHP ('21-23)  
 ORTEGA, Phil, RHP ('69)  
 ORTEGA, Rafael, OF ('16)\*  
 ORTIZ, Ramon, RHP ('99-04)  
 ORTON, John, C ('89-93)†

OSINSKI, Dan, RHP ('62-64)  
 O'SULLIVAN, Sean, RHP ('09-10)  
 OTT, Ed, C ('81)\*  
 PADLO, Kevin, INF ('23)†  
 PALMEIRO, Orlando, OF ('95-02)\*  
 PALMER, Matt, RHP ('09-11)  
 PAREDES, Eduardo, RHP ('17-18)  
 PARIS, Kyren, INF ('23)†  
 PARKER, Blake, RHP ('17-18)  
 PARKER, Billy, INF ('71-73)†  
 PARKER, Dave, DH ('91)\*  
 PARKER, Jarrett, OF ('19)\*  
 PARRISH, Lance, C ('89-92)†  
 PATEK, Fred, INF ('80-81)†  
 PATTERSON, Bob, RHP ('94-95)  
 PATTERSON, Ken, LHP ('93-94)  
 PATTIN, Marty, RHP ('68)  
 PAUL, Josh, C ('04-05)†  
 PAULLEY, David, RHP ('12)  
 PEARSON, Albie, OF ('61-66)\*  
 PEGUERO, Elvis, RHP ('21-22)  
 PENA, Felix, RHP ('18-21)  
 PENA, Orlando, RHP ('74-75)  
 PENNINGTON, Brad, LHP ('96)  
 PENNINGTON, Cliff, INF ('16-17)†  
 PERALTA, Joel, RHP ('05)†  
 PERCIVAL, Troy, RHP ('95-04)  
 PEREZ, Carlos, C ('15-17)†  
 PEREZ, Eduardo, INF ('93-95)†  
 PEREZ, Marty, INF ('69-70)†  
 PERISHO, Matt, LHP ('97)†  
 PERRANOSKI, Ron, LHP ('73)  
 PERRY, Bob, OF ('63-64)†  
 PESTANO, Vinnie, RHP ('14-15)  
 PETERS, Dillon, LHP ('19-20)  
 PETKOVEK, Mark, RHP ('21)  
 PETTRICKA, Jake, RHP ('99)  
 RICHARDSON, Jeff, RHP ('80-89)  
 PETIT, Gregorio, INF ('16)†  
 PETIT, Yusmeiro, RHP ('17)  
 PETTIT, Chris, OF ('09-11)†  
 PETTIS, Gary, OF ('82-87)†  
 PHILLIPS, Brandon, INF ('17)†  
 PHILLIPS, Brett, OF ('13)†  
 PHILLIPS, Tony, OF/DH ('95, '97)†  
 PICCIOLLO, Rob, INF ('84)†  
 PICHE, Ron, RHP ('65)  
 PIERSALL, Jimmy, OF ('63-67)†  
 PINA, Horacio, RHP ('74)  
 PINERO, Joel, RHP ('10-11)  
 PINSON, Vada, OF ('72-73)†  
 POUIDOR, Gustavo, INF ('85-88)†  
 POLONIA, Luis, OF ('90-93)†  
 POTTE, Lou, RHP ('99-02)  
 POUNDERS, Brooks, RHP ('17)  
 POWER, Vic, INF ('64-65)†  
 PRIDDY, Bob, RHP ('69)  
 PRIEST, Curtis, OF ('04-06)†  
 PRIETO, Chris, OF ('05)†  
 PRINZ, Bret, RHP ('05)  
 PRITCHETT, Chris, INF ('96, '98-99)†  
 PUELLO, Cesar, OF ('17, '19)†

**-P-**  
 PACTWA, Joe, LHP ('75)  
 PADLO, Kevin, INF ('23)†  
 PALMEIRO, Orlando, OF ('95-02)\*  
 PALMER, Matt, RHP ('09-11)  
 PAREDES, Eduardo, RHP ('17-18)  
 PARIS, Kyren, INF ('23)†  
 PARKER, Blake, RHP ('17-18)  
 PARKER, Billy, INF ('71-73)†  
 PARKER, Dave, DH ('91)\*  
 PARKER, Jarrett, OF ('19)\*  
 PARRISH, Lance, C ('89-92)†  
 PATEK, Fred, INF ('80-81)†  
 PATTERSON, Bob, RHP ('94-95)  
 PATTERSON, Ken, LHP ('93-94)  
 PATTIN, Marty, RHP ('68)  
 PAUL, Josh, C ('04-05)†  
 PAULLEY, David, RHP ('12)  
 PEARSON, Albie, OF ('61-66)\*  
 PEGUERO, Elvis, RHP ('21-22)  
 PENA, Felix, RHP ('18-21)  
 PENA, Orlando, RHP ('74-75)  
 PENNINGTON, Brad, LHP ('96)  
 PENNINGTON, Cliff, INF ('16-17)†  
 PERALTA, Joel, RHP ('05)†  
 PERCIVAL, Troy, RHP ('95-04)  
 PEREZ, Carlos, C ('15-17)†  
 PEREZ, Eduardo, INF ('93-95)†  
 PEREZ, Marty, INF ('69-70)†  
 PERISHO, Matt, LHP ('97)†  
 PERRANOSKI, Ron, LHP ('73)  
 PERRY, Bob, OF ('63-64)†  
 PESTANO, Vinnie, RHP ('14-15)  
 PETERS, Dillon, LHP ('19-20)  
 PETKOVEK, Mark, RHP ('21)  
 PETTRICKA, Jake, RHP ('99)  
 RICHARDSON, Jeff, RHP ('80-89)  
 PETIT, Gregorio, INF ('16)†  
 PETIT, Yusmeiro, RHP ('17)  
 PETTIT, Chris, OF ('09-11)†  
 PETTIS, Gary, OF ('82-87)†  
 PHILLIPS, Brandon, INF ('17)†  
 PHILLIPS, Brett, OF ('13)†  
 PHILLIPS, Tony, OF/DH ('95, '97)†  
 PICCIOLLO, Rob, INF ('84)†  
 PICHE, Ron, RHP ('65)  
 PIERSALL, Jimmy, OF ('63-67)†  
 PINA, Horacio, RHP ('74)  
 PINERO, Joel, RHP ('10-11)  
 PINSON, Vada, OF ('72-73)†  
 POUIDOR, Gustavo, INF ('85-88)†  
 POLONIA, Luis, OF ('90-93)†  
 POTTE, Lou, RHP ('99-02)  
 POUNDERS, Brooks, RHP ('17)  
 POWER, Vic, INF ('64-65)†  
 PRIDDY, Bob, RHP ('69)  
 PRIEST, Curtis, OF ('04-06)†  
 PRIETO, Chris, OF ('05)†  
 PRINZ, Bret, RHP ('05)  
 PRITCHETT, Chris, INF ('96, '98-99)†  
 PUELLO, Cesar, OF ('17, '19)†



**Albert Pujols**

PUJOLS, Albert, INF ('12-21)†

**-Q-**  
 QUEEN, Mel, RHP ('70-72)  
 QUIJADA, José, LHP ('20-23)  
 QUINLAN, Robb, INF/OF ('03-10)†  
 QUINTANA, José, LHP ('21)  
 QUINTANA, Luis, LHP ('74-75)

**-R-**  
 RAMIREZ, Horacio, LHP ('11)  
 RAMIREZ, JC, RHP ('16-19)  
 RAMIREZ, Julio, OF ('02)  
 RAMIREZ, Noé, RHP ('17-20)  
 RAMIREZ, Orlando, INF ('74-77, '79)†  
 RAMOS, AJ, RHP ('21)  
 RAMOS, Cesar, LHP ('15)  
 RAMOS, Domingo, INF/OF ('88)†  
 RAMSEY, Matt, RHP ('19)†  
 RANNEY, Merritt, C ('65)\*  
 RAPP, Pat, RHP ('01)  
 RASMUS, Cory, RHP ('13-16)  
 RAU, Doug, LHP ('81)  
 Ray, Johnny, INF ('87-90)†  
 RAZIANO, Barry, RHP ('74)  
 REIDFIELD, Joe, INF ('88)†  
 REED, Howie, RHP ('66)  
 REICHARDT, Rick, OF ('64-70)†  
 REISS, Jerry, INF ('75-77)†  
 REMOND, Anthony, INF ('20-23)†  
 RENFROE, Hunter, OF ('23)†  
 RENFRO, Luis, INF ('19-23)†  
 RENKO, Steve, RHP ('81-82)  
 REPOZ, Roger, INF/OF ('67-72)\*  
 RESOP, Chris, RHP ('07)†  
 RETEMUNDUM, Merv, OF/DH ('78-80)†  
 REUSS, Jerry, LHP ('87)  
 REVERE, Ben, OF ('17)†  
 REYES, Gerardo, RHP ('22-23)  
 REYES, Jo Jo, LHP ('15)  
 REYNOLDS, Archie, RHP ('71)  
 REYNOLDS, Harold, INF ('94)†  
 REYNOLDS, Tommie, OF ('70-71)†  
 RICE, Del, C ('61)†  
 RICHARDS, Garrett, RHP ('11-18)  
 RICHARDSON, Jeff, RHP ('80-89)  
 RIGGS, Adam, INF ('03-04)†  
 RIVERA, Juan, OF ('05-10)†  
 RIVERA, Rene, C ('18)  
 RIVERS, Mickey, OF ('70-75)\*  
 ROBERTSON, Daniel, OF ('15)†  
 ROBERTSON, Rich, LHP ('98)  
 ROBINSON, Don, RHP ('92)  
 ROBINSON, Frank, OF/DH ('73-74)†  
 ROBINSON, Jeff, RHP ('91)  
 ROBINSON, Shane, OF ('16-17)†  
 ROBLES, Hansel, RHP ('16-20)†  
 RODGERS, Buck, C ('61-69)†  
 RODRIGUEZ, Fernando, RHP ('10-11)  
 RODRIGUEZ, Aurelio, INF ('67-70)†  
 RODRIGUEZ, Chris, RHP ('21-23)  
 RODRIGUEZ, Ellie, C ('74-75)†  
 RODRIGUEZ, Fernando, RHP ('09)  
 RODRIGUEZ, Francisco J., RHP ('02-08)  
 RODRIGUEZ, José, RHP ('10-11)  
 RODRIGUEZ, José, RHP ('19-22)  
 RODRIGUEZ, Rafael, RHP ('09-10)  
 RODRIGUEZ, Rich, LHP ('03)  
 RODRIGUEZ, Sean, INF ('08-09)†  
 ROJAS, Jose, INF ('21-22)†  
 ROMAN, Mickey, RHP ('66-68)  
 ROJAS, Minnie, RHP ('84-86)  
 ROMERO, J.C., LHP ('06)  
 ROMINE, Andrew, INF ('10-13)†  
 ROMINE, Austin, C ('22)†  
 ROOF, Chris, C ('65)†  
 ROSE, Bobby, INF ('89-92)†  
 ROSE, Don, RHP ('72)  
 ROSENBERG, Kenny, LHP ('22-23)  
 ROSS, Gary, RHP ('75-77)  
 ROTH, Michael, LHP ('13-14)  
 ROWEN, Ben, RHP ('21)  
 RUBIO, Jorge, RHP ('66-67)  
 RUDI, Joe, OF ('77-80)†  
 RUCINSKI, Drew, RHP ('14-15)  
 RUHLE, Vern, RHP ('86)  
 RUIZ, Chico, INF ('70-71)†

CLUB HISTORY



2024

RYAL, Mark, OF ('86-87)\*  
 RYAN, Brendan, INF ('16)#  
 RYAN, Michael, OF ('10)\*



**Nolan Ryan**

**RYAN, Nolan, RHP ('72-79)**

-S-  
 SADOWSKI, Bob, LHP ('63)  
 SADOWSKI, Ed, C ('61-63)#  
 SALAS, Fernando, RHP ('14-16)  
**SALMON, Tim, OF ('92-06)#**  
 SAMPEN, Bill, RHP ('94)  
 SANCHEZ, Luis, RHP ('81-85)  
 SANDERS, Ken, RHP ('74)  
 SANDERSON, Scott, RHP ('93, '95-96)  
 SANDOVAL, Freddy, INF ('08-09)+  
 SANDOVAL, Patrick, LHP ('19-23)  
 SANDS, Charlie, C/DH ('73-74)\*  
 SANFORD, Jack, RHP ('65-67)  
 SANTANA, Ervin, RHP ('05-12)  
 SANTIAGO, Hector, LHP ('14-16)  
 SATTIANO, Tom, INF ('61-69)\*  
 SAUNDERS, Joe, LHP ('05-10)  
 SCHAAL, Paul, INF ('64-68, '74)#  
 SCHANUEL, Nolan, INF ('23)\*  
 SCHEBLER, Scott, OF ('21)  
 SCHEINBLUM, Richie, OF/DH ('73-74)+  
 SCHIMPFF, Ryan, INF ('18)#  
 SCHMIDT, Jeff, RHP ('96)  
 SCHOENEWEIS, Scott, LHP ('99-03)  
 SCHOFIELD, Dick, INF ('83-92; '96)#  
 SCHROEDER, Bill, C/INF ('89-90)#  
 SCHU, Rick, INF ('90)#  
 SCHULER, Dave, LHP ('79-80)  
 SCHWARZ, Zeb, RHP ('94)  
 SCONIERS, Daryl, INF/DH ('81-85)\*  
 SCOTT, Darryl, OF ('83-83)  
 SCOTT, Mickey, LHP ('75-77)  
 SCRIBNER, Troy, RHP ('17)  
 SEGURA, Jean, INF ('12)#  
 SELE, Aaron, RHP ('02-04)  
 SELLS, Dave, RHP ('72-75)  
 SELMA, Dick, RHP ('74)  
 SELMAN, Sam, LHP ('21)  
 SEMPROCH, Roman, RHP ('61)  
 SERRANO, Alex, RHP ('08)  
 SHANK, Harvey, RHP ('70)  
 SHEETS, Andy, INF ('99)#  
 SHERRY, Larry, RHP ('68)  
 SHIELDS, Scot, RHP ('01-10)  
 SHIPLEY, Craig, INF ('98)#  
 SHOCKLEY, Costen, INF ('65)\*  
 SHOEMAKER, Matt, RHP ('13-18)  
 SHUCK, J.B., OF ('13-14)\*  
 SIEBERN, Norm, INF ('66)\*  
 SIERRA, Magneuris, OF ('22)\*  
 SILSETH, Chase, RHP ('22-23)  
 SILVERIO, Tomas, OF ('70-72)\*  
 SILVESTRI, Dave, INF ('99)#  
 SIMMONS, Andreton, INF ('16-20)#  
 SIMMONS, Curt, LHP ('67)  
 SIMPSON, Dick, OF ('62, '64-65)#  
 SIMPSON, Wayne, RHP ('77)  
 SINGER, Bill, RHP ('73-75)  
 SKAGGS, Dave, C ('80)#  
 SKAGGS, Tyler, LHP ('14-19)  
 SKOWRON, Bill, INF ('67)#  
 SLAUGHT, Jim, RHP ('84-86)  
 SLAUGHT, Don, C ('96)#  
 SLEGERS, Aaron, RHP ('21)  
 SMITH, B.G., OF ('65)#  
 SMITH, Billy, INF ('75-76)+

SMITH, D.W., RHP ('84-85)  
 SMITH, Dwight, OF ('94)\*  
 SMITH, Joe, RHP ('14-16)  
 SMITH, Kevan, C ('19)#  
 SMITH, Lee, RHP ('95-96)  
 SMITH, Willie, LHP ('64-66)  
 SNOW, J.T., INF ('93-96)+  
 SOJO, Luis, INF ('91-92)#  
 SORIANO, José, RHP ('23)  
 SOTO, Elliot, INF ('20)#  
 SOTO, Livan, INF ('22-23)\*  
 SOTO, Geovany, C ('16)#  
 SOLALTA, Tony, INF/DH ('76-78)\*  
 SORENSEN, Zach, OF ('05)+  
 SPANGLER, Al, OF ('65-66)\*  
 SPARKS, Steve, RHP ('98-99)  
 SPEIER, Justin, RHP ('07-09)  
 SPENCER, Jim, INF ('68-73)\*  
 SPIEZIO, Scott, INF/DH ('00-03)+  
 SPRING, Jack, LHP ('61-64)  
 SPRINGER, Dennis, RHP ('96-97)  
 SPRINGER, Russ, RHP ('93-95)  
 SPROUT, Bob, LHP ('61)  
 STANGE, Daniel, RHP ('13)  
 STANTON, Leroy, OF ('72-76)#  
 STASSI, Max, C ('19-23)#  
 STEFANIC, Michael, INF ('22-23)#  
 STEIRER, Ricky, RHP ('82-84)  
 STELMAZSEK, Rick, C ('73)\*  
 STEPHENSON, John, C ('71-73)\*  
 STEVENS, Lee, INF ('90-92)\*  
 STEWART, Ian, INF ('14)\*  
 STILLWELL, Kurt, INF ('93)+  
 STOCKER, Kevin, INF ('00)+  
 STOKES, Brian, RHP ('10)  
 STONEMAN, Bill, RHP ('74)  
 STRATTON, Chris, RHP ('19)



**Huston Street**

STREET, Huston, RHP ('14-17)  
 STRICKLAND, Hunter, RHP ('21)  
 STRUAT, Dick, INF ('69)#  
 STUBING, Moose, INF ('67)\*  
 SUAREZ, José, LHP ('19-23)  
 SUDAKIS, Bill, DH ('75)+  
 SUKLA, Ed, RHP ('64-65)  
 SUTTON, Don, RHP ('85-87)#  
 SUZUKI, Kurt, C ('21-22)\*  
 SWAN, Craig, RHP ('84)  
 SWINGLE, Paul, RHP ('93)  
 SYNDERGAARD, Noah, RHP ('22)

-T-  
 TAKAHASHI, Hisanori, LHP ('11-12)  
 TANANA, Frank, LHP ('73-80)  
 TANNER, Chuck, OF ('61-62)\*  
 TATUM, Jarvis, OF ('68-70)#  
 TATUM, Ken, RHP ('69-70)  
 TAYLOR, Andrew, LHP ('12)  
 TAYLOR, Bob, C ('67)#  
 TAZAWA, Junichi, RHP ('18)  
 TEHERAN, Julio, RHP ('20)  
 TEIXEIRA, Mark, INF ('08)+  
 TEPERA, Ryan, RHP ('22-23)  
 THAIS, Matt, INF/C ('19-23)#  
 THATCHER, Joe, LHP ('14)  
 THOMAS, Derrel, INF/OF ('84)+  
 THOMAS, Dillon, OF ('22)\*  
 THOMAS, George, OF ('61-63)#  
 THOMAS, Lee, INF/OF ('61-64)\*  
 THOMPSON, Jason, INF/DH ('80-12)  
 THOMPSON, Rich, RHP ('07-12)  
 THON, Dickie, INF ('79-80)#

THRONEBERRY, Faye, OF ('61)\*  
 WHITMIR, Dan, C ('80)#  
 WILFONG, Rob, INF ('82-86)\*  
 WILHELM, Hoyt, RHP ('69)  
 WILK, Adam, LHP ('15)  
 WILKELT, Nick, LHP ('67)  
 WILLIAMS, Jerome, RHP ('11-13)  
 WILLIAMS, Mitch, LHP ('95)  
 WILLIAMS, Reggie, OF ('92, '98-99)#  
 WILLIAMS, Shad, RHP ('96-97)  
 WILLITS, Reggie, OF ('06-11)+  
 WILSHUSEN, Terry, RHP ('73)  
 WILSON, Bobby, C ('08-12)+  
 WILSON, C.J., LHP ('12-15)  
 WILSON, Trevor, OF ('87)#  
 WILSON, Track, RHP ('98)  
 WINDHORN, Gordon, OF ('62)#  
 WITTE, Matt, RHP ('00-03)  
 WITT, George, RHP ('62)

**WITT, Mike, RHP ('81-90)**  
 WOLF, Wally, RHP ('69-70)  
 WONG, Kean, INF ('19, '21)\*  
 WOOD, Blake, RHP ('17-18)  
 WOOD, Brandon, INF ('07-11)#  
 WOODS, Jake, OF ('05)  
 WOOTEN, Shawn, C/INF ('00-03)#

-U-  
 UNROE, Tim, INF/OF ('99)#  
 UPTON, Justin, OF ('17-21)+  
 URSHELTA, Gio, INF ('23)#

-V-  
 VALBUENA, Luis, INF ('17-18)+  
 VALDES, Ismael, RHP ('01)  
 VALDEZ, Cesar, RHP ('22)  
 VALDEZ, Jose, RHP ('16-17)  
 VALENTINE, Bobby, OF ('73-75)+  
 VALENTINE, Ellis, OF ('83)+  
 VALENZUELA, Fernando, LHP ('91)  
 VALERA, Julio, RHP ('92-95)  
 VAN BURKLEO, Ty, INF ('93)\*  
 VAN RYN, Ben, LHP ('96)  
 VARGAS, Jason, LHP ('13)  
 VAUGHN, Mo, INF/DH ('99-01)\*  
 VELARDE, Randy, INF ('96-99)#  
 VELAZQUEZ, Andrew, INF ('22-23)+  
 VELAZQUEZ, Gil, INF ('11)#  
 VENABLE, Max, OF ('89-91)\*  
 VERHOEVEN, John, RHP ('76-77)  
 VICTORINO, Shane, OF ('15)#  
 VILLAR, Jonathan, INF ('22)+  
 VINSON, Charlie, INF ('66)\*  
 VOSS, Bill, OF ('69-70)\*

-W-  
 WADE, Tyler, INF ('22)\*  
 WAGNER, Leon, OF ('61-63)\*  
 WALBECK, Matt, C ('98-00)+  
 WALDEN, Jordan, RHP ('10-12)  
 WALEWANDER, Jim, INF ('93)+  
 WALKER, Chico, OF ('88)+  
 WALKER, Tom, RHP ('77)  
 WALL, Donne, RHP ('02)  
 WALL, Josh, RHP ('14)  
 WALLACE, Don, INF ('67)\*  
 WALLACH, Chad, C ('22-23)#  
 WALLACH, Tim, INF ('96)#  
 WALSH, Jared, INF ('19-23)\*  
 WALTERS, Nash, RHP ('22)  
 WALTON, Jerome, OF ('93)#  
 WANTZ, Andrew, RHP ('21-23)  
 WANTZ, Dick, RHP ('65)  
 WARD, Bryan, LHP ('00)  
 WARD, Taylor, INF ('18-23)#  
 WARNER, Jack, OF ('66)#  
 WARREN, Austin, RHP ('21-23)  
 WASHBURN, Greg, RHP ('69)  
 WASHBURN, Jarrod, LHP ('98-05)  
 WASHINGTON, Claudell, OF ('89-90)\*  
 WATSON, Allen, LHP ('97-98)  
 WATSON, Tony, LHP ('21)  
 WEAVER, Eric, RHP ('00)  
 WEAVER, Jeff, RHP ('06)  
 WEAVER, Jered, RHP ('06-16)  
 WEAVER, Jim, LHP ('67-68)  
 WEBB, Jacob, RHP ('23)  
 WEBER, Ben, RHP ('00-04)  
 WEISS, Zack, RHP ('22-23)  
 WELLS, Vernon, OF ('11-12)+  
 WERHAS, John, INF ('67)#  
 WESSON, Barry, OF ('03)#  
 WHELOCK, Gary, RHP ('76)  
 WHITE, Devon, OF ('85-90)+

WHITEFIELD, Aaron, OF ('22)#  
 WHITMIR, Dan, C ('80)#  
 WILFONG, Rob, INF ('82-86)\*  
 WILHELM, Hoyt, RHP ('69)  
 WILK, Adam, LHP ('15)  
 WILKELT, Nick, LHP ('67)  
 WILLIAMS, Jerome, RHP ('11-13)  
 WILLIAMS, Mitch, LHP ('95)  
 WILLIAMS, Reggie, OF ('92, '98-99)#  
 WILLIAMS, Shad, RHP ('96-97)  
 WILLITS, Reggie, OF ('06-11)+  
 WILSHUSEN, Terry, RHP ('73)  
 WILSON, Bobby, C ('08-12)+  
 WILSON, C.J., LHP ('12-15)  
 WILSON, Trevor, OF ('87)#  
 WILSON, Track, RHP ('98)  
 WINDHORN, Gordon, OF ('62)#  
 WITTE, Matt, RHP ('00-03)  
 WITT, George, RHP ('62)

**WITT, Mike, RHP ('81-90)**  
 WOLF, Wally, RHP ('69-70)  
 WONG, Kean, INF ('19, '21)\*  
 WOOD, Blake, RHP ('17-18)  
 WOOD, Brandon, INF ('07-11)#  
 WOODS, Jake, OF ('05)  
 WOOTEN, Shawn, C/INF ('00-03)#



**Clyde Wright**

WRIGHT, Clyde, LHP ('66-73)  
 WRIGHT, Daniel, RHP ('16-17)  
 WRIGHT, Wesley, RHP ('15)  
 WYNEGAR, Butch, C ('87-88)+  
 WYNN, Billy, RHP ('71)

-Y-  
 YAN, Esteban, RHP ('05-06)  
 YATES, Kirby, RHP ('17)  
 YOST, Eddie, INF ('61-62)  
 YOUNG, Chris, OF ('18)  
 YOUNG, Cliff, LHP ('90-91)  
 YOUNG, Jr, Eric, INF/OF ('17-18)+

-Z-  
 ZAHN, Geoff, LHP ('81-85)  
 ZASTRYNZY, Rob, LHP ('22)

CLUB HISTORY

# CLUB HISTORY

## ANGELS OPENING DAY LINEUPS

1961	1962	1963	1964	1965	1966	1967	1968
Yost, 3B Aspromonte, 2B Pearson, RF Kuszewski, 1B Cerv, LF Hunt, CF Brickell, SS Rice, C W, 7-2 @ BAL	Pearson, RF Koope, SS L. Thomas, CF Wagner, LF Torres, 3B Yost, 1B Rodgers, C Moran, 2B Grba, P L, 2-1 @ CWS	Pearson, CF Fregosi, SS L. Thomas, 1B Rodgers, C G. Thomas, RF Torres, 3B Fregosi, 2B McBride, P W, 4-1 vs. BOS @ L.A.	Pearson, LF Moran, 3B Fregosi, SS Adcock, 1B L. Thomas, RF Rodgers, C Simpson, CF Fregosi, 2B McBride, P W, 4-0 @ WAS @ L.A.	Cardenal, CF Moran, 2B Smith, LF Shockey, 1B Clinton, RF Rodgers, C Schaal, 3B Knoop, 2B Newman, P L, 7-1 vs. CLE @ L.A.	Cardenal, CF Fregosi, 2B Fregosi, SS Adcock, 1B Reichardt, LF Warner, RF Schaal, 3B Knoop, 2B Chance, P L, 3-2 (14 inn.) @ CWS @ Anaheim	Schaal, 3B Fregosi, SS Hall, RF Reichardt, LF Mincher, 1B Cardenal, CF Rodgers, C Knoop, 2B Brunet, P W, 4-2 vs. DET @ Anaheim	Schaal, 3B Fregosi, SS Mincher, 1B Hinton, RF Reichardt, LF Repoz, CF Rodgers, C Knoop, 2B Brunet, P L, 1-0 @ NY
Voss, RF Fregosi, SS Johnstone, CF Reichardt, LF Stuart, 1B Rodriguez, 3B Saliriano, C Knoop, 2B McGlothin, P L, 4-3 vs. Sea. Pilots @ Anaheim	Alomar, 2B Fregosi, SS Voss, RF A. Johnson, LF Spencer, 1B Repoz, CF Acuz, C Rodriguez, 3B Messersmith, P W, 12-0 @ MIL	Alomar, 2B Fregosi, SS A. Johnson, LF Conigliaro, RF Spencer, 1B McMullen, 3B Pinson, LF Stanton, RF Berry, CF Wright, P L, 4-1 vs. KC @ Anaheim	Alomar, 2B Rivers, CF Cardenas, SS Spencer, 1B McMullen, 3B Pinson, LF Stanton, RF Torborg, C Messersmith, P W, 1-0 vs. TEX @ Anaheim	Grabarkewitz, 3B Valentine, SS Pinson, RF Robinson, LF McCraw, DH Perry, CF Berry, CF Stephenson, C Alomar, 2B Ryan, P W, 3-2 vs. KC @ Anaheim	Rivers, CF Doyle, 2B Valentine, LF Robinson, DH Epstein, 1B Oliver, 3B Stanton, RF Rodriguez, C Chalk, SS Ryan, P W, 8-2 @ CWS @ Anaheim	Nettles, CF Rivers, LF Harper, DH Bochte, 1B Lahoud, RF Chalk, 3B Rodriguez, C Remy, 2B Ramirez, SS Ryan, P W, 3-2 vs. KC @ Anaheim	Collins, LF Remy, 2B Bochte, 1B Melton, DH Herrmann, C Stanton, RF Chalk, 3B Torres, CF Ramirez, SS Tanana, P L, 5-2 vs. OAK @ Anaheim
Remy, 2B Grich, SS Bonds, RF Baylor, DH Rudi, LF Solata, 1B Bochte, CF Chalk, 3B Humphrey, C Tanana, P W, 7-0 @ SEA	Miller, RF Grich, 2B Bostock, CF Rudi, LF Baylor, DH Fairly, 1B Chalk, 3B Mulliniks, SS Humphrey, C Tanana, P W, 1-0 vs. OAK @ Anaheim	Miller, CF Ford, RF Carew, 1B Baylor, DH Rudi, LF Lansford, 3B Dunne, C Grich, 2B Mulliniks, SS Tanana, P L, 5-4 @ SEA @ Anaheim	Collins, CF Lansford, 3B Ford, RF Baylor, DH Rudi, LF Dunne, C Grich, 2B Patek, SS Forsch, P W, 10-2 vs. CLE @ Anaheim	Carew, 1B Burleson, SS Lynn, CF Carew, 1B Baylor, DH Ford, RF Dunne, C Rudolph, LF Grich, 2B Hobson, 3B Zahn, P W, 6-2 @ SEA @ Anaheim	Burleson, SS Lynn, CF Sconiers, 1B Jackson, RF Baylor, DH DeCinces, 3B Dunne, LF Foli, 2B Boone, C Forsch, P L, 3-2 (11 inn.) @ OAK @ Anaheim	Downing, LF Clark, RF Sconiers, 1B Jackson, DH Lynn, CF DeCinces, 3B Grich, 2B Foli, SS Boone, C Kison, P W, 3-2 vs. MIL @ Anaheim	Downing, DH Carew, 1B Beniquez, LF DeCinces, 3B Linfield, RF Griech, 2B Schofield, SS Boone, C Pettis, CF Forsch, P W, 2-1 vs. BOS @ Anaheim
Carew, 1B Beniquez, LF Grich, 2B DeCinces, 3B Downing, DH Jackson, RF Schofield, SS Boone, C Pettis, CF Witt, P L, 6-2 vs. MIN @ Anaheim	Grich, 2B Jones, RF Joyner, 1B Jackson, DH DeCinces, 3B Downing, LF Burleson, SS Boone, C Pettis, CF Witt, P L, 8-4 (10 inn.) @ SEA	Downing, DH Joyner, 1B DeCinces, 3B Hendrick, RF White, LF Wynegar, C Schofield, SS Pettis, CF McLemore, 2B Witt, P W, 7-1 vs. SEA @ Anaheim	McLemore, 2B Ray, LF Davis, RF Joyner, 1B Downing, DH White, CF Howell, 3B Boone, C Schofield, SS Witt, P L, 8-5 @ CWS @ Anaheim	Downing, DH Ray, LF White, CF Joyner, 1B Armas, RF Bichette, LF Washington, RF Parrish, C Schu, 3B McLemore, SS Bivley, P L, 9-2 vs. CWS @ Anaheim	White, CF Ray, 2B Joyner, 1B Davis, DH Bichette, LF Washington, RF Parrish, C Schu, 3B McLemore, SS Bivley, P L, 7-4 vs. SEA @ Anaheim	Polonia, LF Sojo, 2B Joyner, 1B Winfield, RF Parker, DH Parrish, C Gaetti, 3B Parrish, C Felix, CF Schofield, SS Finley, P W, 3-2 @ SEA @ Anaheim	Polonia, LF Felix, CF Hayes, RF Brooks, DH Stevens, 1B Gaetti, 3B Parrish, C Rose, 2B DiSarcina, SS Langston, P L, 10-4 vs. CWS @ Anaheim
Polonia, LF Curtis, CF Curtis, CF Snow, 1B Davis, DH Salmon, RF Gonzales, RF Easley, 2B DiSarcina, SS Orton, C Langston, P W, 3-1 vs. MIL @ Anaheim	Curtis, CF Easley, 2B Salmon, RF Davis, DH Salmon, RF Perez, 1B Myers, C Reynolds, 2B DiSarcina, SS Langston, P W, 8-2 @ MIN @ Anaheim	Phillips, LF Easley, 2B Edmonds, CF Davis, DH Salmon, RF Perez, 3B Snow, 1B Allanson, C DiSarcina, SS Finley, P L, 5-4 vs. DET @ Anaheim	Velarde, 2B Edmonds, CF Salmon, RF Davis, DH Jackson, RF Arias, 3B Fragas, C DiSarcina, SS Langston, P L, 15-9 vs. MIL @ Anaheim	Erstad, 1B Alicia, 2B Edmonds, CF Salmon, RF Hollins, 1B Anderson, LF Murray, DH Leyritz, C DiSarcina, SS Langston, P L, 15-9 vs. BOS @ Anaheim	Erstad, 1B Edmonds, CF Hollins, 1B Salmon, RF Felder, DH Anderson, LF Martin, 2B Leyritz, C DiSarcina, SS Finley, P W, 4-1 vs. NY @ Anaheim	Polonia, LF Sojo, 2B Joyner, 1B Winfield, RF Parker, DH Parrish, C Gaetti, 3B Parrish, C Felix, CF Schofield, SS Finley, P W, 3-2 @ SEA @ Anaheim	Erstad, LF Kennedy, 2B Vaughn, 1B Salmon, RF Anderson, CF Greene, DH Glaus, 3B Walbeck, C Sheets, SS Belcher, P W, 6-1 vs. CLE @ Anaheim
Erstad, CF Gil, SS Salmon, RF Glaus, 3B Anderson, LF Hill, DH B. Molina, C Spiezio, 1B Eckstein, 2B Schoeneweis, P L, 3-2 @ TEX	Eckstein, SS Salmon, RF Anderson, LF Fullmer, DH Glaus, 3B Spiezio, 1B G. Molina, C Kennedy, 2B Lackey, P L, 6-0 vs. CLE @ Anaheim	Eckstein, SS Erstad, CF Salmon, RF Anderson, LF Fullmer, DH Glaus, 3B Spiezio, 1B B. Molina, C Kennedy, 2B Lackey, P L, 6-3 vs. TEX @ Anaheim	Eckstein, SS Erstad, 1B Guerrero, RF Anderson, CF Glaus, 3B Guillen, LF Salmon, DH J. Molina, C Bourjos, CF Weaver, P W, 5-0 vs. KC @ Anaheim	Erstad, 1B DaVanon, DH Guerrero, RF Anderson, LF Rivera, LF Quinlan, 3B Cabrera, SS B. Molina, C Kennedy, 2B Colton, P W, 2-1 vs. TEX @ Anaheim	Figgins, 3B Cabrera, SS Anderson, DH Guerrero, RF Rivera, LF Erstad, CF Kotchman, 1B J. Molina, C Kennedy, 2B Colton, P W, 5-4 @ SEA @ Anaheim	Matthews Jr., CF Guerrero, RF Anderson, LF Hillenbrand, DH Kotchman, 1B Kendrick, 2B Napoli, C Kotchman, 1B Zintz, 3B Lackey, P W, 4-1 vs. TEX @ Anaheim	Figgins, 3B Matthews Jr., DH Guerrero, RF Anderson, LF Hunter, CF Kotchman, 1B Kendrick, 2B Napoli, C Kotchman, 1B Zintz, 3B Weaver, P L, 2-3 @ MIN @ Anaheim
Figgins, 3B Kendrick, 2B Abreu, RF Guerrero, DH Hunter, CF Morales, 1B Rivera, LF Rivera, LF Mathis, C Ayar, SS Saunders, P W, 6-3 vs. OAK @ Anaheim	Ayar, SS Abreu, RF Hunter, CF Matsui, DH Morales, 1B Rivera, LF Kendrick, 2B Wool, 3B Mathis, C Bourjos, CF Weaver, P W, 6-3 vs. MIN @ Anaheim	Izturis, 3B Kendrick, 2B Hunter, RF Wells, LF Ayar, SS Trumbo, 1B Mathis, C Bourjos, CF Weaver, P W, 4-2 @ KC @ Anaheim	Ayar, SS Kendrick, 2B Hunter, RF Wells, LF Morales, DH Trumbo, 1B lannetta, C Bourjos, CF Weaver, P W, 5-0 vs. KC @ Anaheim	Trout, CF Ayar, SS Pujols, 1B Hamilton, RF Trumbo, 1B Kendrick, 2B Callaspo, 3B lannetta, C Bourjos, CF Weaver, P W, 3-1 (13 inn.) @ CIN @ Anaheim	Callouhan, RF Trout, CF Pujols, 1B Hamilton, RF Freese, 3B Ibanez, DH Kendrick, 2B Callaspo, 3B lannetta, C Ayar, SS Weaver, P L, 3-10 vs. SEA @ Anaheim	Callouhan, RF Trout, CF Pujols, 1B Joyce, LF Freese, 3B Ayar, SS Cron, DH lannetta, C Marsch, RF Weaver, P L, 1-4 @ SEA @ Anaheim	Escobar, 3B Nava, LF Trout, CF Pujols, DH Callouhan, RF Cron, 1B Simmons, SS Perez, C Giavotella, 2B Richards, P L, 0-9 vs. CHO @ Anaheim
Escobar, 3B Callouhan, RF Trout, CF Pujols, DH Cron, 1B Maybin, LF Simmons, SS Espinoza, 2B Maldonado, C Nolasco, P L, 2-4 @ OAK	Cozart, 2B Trout, LF Pujols, 1B Callouhan, RF Simmons, SS Valbuena, 3B Oltman, DH Maldonado, C Richards, P L, 5-6 (11 inn.) @ OAK @ Anaheim	Callouhan, RF Trout, CF Simmons, SS Pujols, DH Cozart, 3B La Stella, 2B Castro, C Lucroy, C Goodwin, RF Cahill, P L, 0-4 @ OAK	Fletcher, 3B Trout, CF Ohtani, DH Upton, LF La Stella, 2B Pujols, 1B Castro, C Simmons, SS Goodwin, RF Heaney, P L, 3-7 (10 inn.) @ OAK @ Anaheim	Fletcher, 3B Ohtani, DH Trout, CF Rendon, 3B Duffy, 2B Upton, LF Pujols, 1B J. Iglesias, SS Strom, C Fowler, RF Bundy, P W, 4-3 vs. CWS @ Anaheim	Ohtani, DH/P Trout, CF Rendon, 3B Duffy, 2B Adell, LF Wash, 1B Stassi, C Marsch, RF Fletcher, SS L, 1-3 vs. HOU @ Anaheim	Ward, LF Trout, CF Ohtani, DH/P Rendon, 3B Renfro, RF Rengifo, 2B Drury, 1B Ushelski, SS O'Hoppe, C L, 1-2 @ OAK @ Anaheim	

CLUB HISTORY



# CLUB HISTORY

## CAREER BATTING LEADERS

### AVERAGE ★

1. Vladimir Guerrero	.319
2. Rod Carew	.314
3. <b>MIKE TROUT</b>	<b>.301</b>
4. Garret Anderson	.296
5. Howie Kendrick	.292
6. Chone Figgins	.291
7. Wally Joyner	.286
8. Darin Erstad	.286
9. Tim Salmon	.282
10. Adam Kennedy	.280

### EXTRA-BASE HITS

1. Garret Anderson	796
2. <b>MIKE TROUT</b>	<b>730</b>
3. Tim Salmon	662
4. Brian Downing	526
5. Albert Pujols	437
6. Darin Erstad	423
7. Jim Fregosi	404
8. Vladimir Guerrero	377
9. Bobby Grich	357
Howie Kendrick	357

### STRIKEOUTS

1. <b>MIKE TROUT</b>	<b>1,458</b>
2. Tim Salmon	1,360
3. Garret Anderson	1,117
4. Kole Calhoun	862
5. Jim Fregosi	835
6. Darin Erstad	796
7. Troy Glaus	784
8. Howie Kendrick	761
9. Brian Downing	759
10. Bobby Grich	758

### GAMES

1. Garret Anderson	2,013
2. Tim Salmon	1,672
3. Brian Downing	1,661
4. <b>MIKE TROUT</b>	<b>1,489</b>
5. Jim Fregosi	1,429
6. Darin Erstad	<b>1,320</b>
7. Bobby Grich	1,222
8. Erick Aybar	1,220
9. Albert Pujols	1,181
10. Gary DiSarcina	1,086
Dick Schofield	1,086

### DOUBLES

1. Garret Anderson	489
2. Tim Salmon	339
3. <b>MIKE TROUT</b>	<b>310</b>
4. Brian Downing	282
5. Darin Erstad	279
6. Howie Kendrick	249
7. Erick Aybar	222
8. Jim Fregosi	219
9. Albert Pujols	214
10. Vladimir Guerrero	194

### STOLEN BASES

1. Chone Figgins	280
2. <b>MIKE TROUT</b>	<b>206</b>
3. Gary Pettis	186
4. Luis Polonia	174
5. Darin Erstad	170
6. Erick Aybar	141
7. Sandy Alomar	139
8. Mickey Rivers	126
9. Adam Kennedy	123
Devon White	123

### AT-BATS

1. Garret Anderson	7,989
2. Tim Salmon	5,934
3. Brian Downing	5,854
4. <b>MIKE TROUT</b>	<b>5,402</b>
5. Darin Erstad	5,258
6. Jim Fregosi	5,244
7. Albert Pujols	4,613
8. Erick Aybar	4,427
9. Howie Kendrick	4,117
10. Bobby Grich	4,100

### TRIPLES

1. Jim Fregosi	70
2. Chone Figgins	53
3. <b>MIKE TROUT</b>	<b>52</b>
4. Erick Aybar	43
5. Garret Anderson	35
6. Adam Kennedy	32
Mickey Rivers	32
8. Darin Erstad	30
Howie Kendrick	30
10. Shohei Ohtani	29

### ON-BASE PCT. ★

1. <b>MIKE TROUT</b>	<b>.412</b>
2. Rod Carew	.393
3. Tim Salmon	.385
4. Vladimir Guerrero	.381
5. Brian Downing	.372
6. Bobby Grich	.370
7. Chili Davis	.365
8. Chone Figgins	.363
9. Troy Glaus	.357
10. Wally Joyner	.350

### RUNS

1. <b>MIKE TROUT</b>	<b>1106</b>
2. Garret Anderson	1024
3. Tim Salmon	986
4. Brian Downing	889
5. Darin Erstad	818
6. Jim Fregosi	691
7. Bobby Grich	601
8. Chone Figgins	596
9. Erick Aybar	572
10. Albert Pujols	561

### HOME RUNS

1. <b>MIKE TROUT</b>	<b>368</b>
2. Tim Salmon	299
3. Garret Anderson	272
4. Brian Downing	222
Albert Pujols	222
6. Troy Glaus	182
7. Vladimir Guerrero	173
8. Shohei Ohtani	171
9. Chili Davis	156
10. Bobby Grich	154

### SLUGGING PCT. ★

1. <b>MIKE TROUT</b>	<b>.582</b>
2. Vladimir Guerrero	.546
3. Tim Salmon	.498
4. Troy Glaus	.497
5. Garret Anderson	.469
6. Chili Davis	.464
7. Doug DeCinces	.463
8. Wally Joyner	.450
9. Don Baylor	.448
10. Albert Pujols	.447

### HITS

1. Garret Anderson	2,368
2. Tim Salmon	1,674
3. <b>MIKE TROUT</b>	<b>1,624</b>
4. Brian Downing	1,588
5. Darin Erstad	1,505
6. Jim Fregosi	1,408
7. Erick Aybar	1,223
8. Howie Kendrick	1,204
9. Albert Pujols	1,180
10. Bobby Grich	1,103

### RUNS BATTED IN

1. Garret Anderson	1,292
2. Tim Salmon	1,016
3. <b>MIKE TROUT</b>	<b>940</b>
4. Brian Downing	846
5. Albert Pujols	783
6. Darin Erstad	625
7. Chili Davis	618
8. Vladimir Guerrero	616
9. Bobby Grich	557
10. Jim Fregosi	546

### OPS ★

1. <b>MIKE TROUT</b>	<b>.994</b>
2. Vladimir Guerrero	.927
3. Tim Salmon	.884
4. Troy Glaus	.854
5. Chili Davis	.829
6. Brian Downing	.813
7. Bobby Grich	.806
8. Wally Joyner	.801
9. Doug DeCinces	.798
10. Garret Anderson	.796

### TOTAL BASES

1. Garret Anderson	3,743
2. <b>MIKE TROUT</b>	<b>3,142</b>
3. Tim Salmon	2,958
4. Brian Downing	2,580
5. Darin Erstad	2,186
6. Jim Fregosi	2,112
7. Albert Pujols	2,062
8. Bobby Grich	1,788
9. Vladimir Guerrero	1,767
10. Howie Kendrick	1,747

### BASES ON BALLS

1. Tim Salmon	970
2. <b>MIKE TROUT</b>	<b>964</b>
3. Brian Downing	866
4. Bobby Grich	630
5. Jim Fregosi	558
6. Chili Davis	493
7. Troy Glaus	470
8. Darin Erstad	419
9. Chone Figgins	412
10. Rod Carew	405

All Caps/**BOLD** — Current Angel

★ Based on 3,000-or-more plate appearances

# CLUB HISTORY

## SINGLE SEASON BATTING

### HIGHEST AVERAGE

(Based on 502 plate appearances)

1. Darin Erstad	.355	2000
2. Rod Carew	.339	1983
3. Vladimir Guerrero	.337	2004
4. Rod Carew	.331	1980
5. Chone Figgins	.330	2007
6. Tim Salmon	.330	1995
7. Vladimir Guerrero	.329	2006
8. Alex Johnson	.329	1970★
9. Brian Downing	.326	1979
10. MIKE TROUT	.326	2012

### GAMES

1. Don Baylor	162	1979★
Sandy Alomar	162	1971★
Sandy Alomar	162	1970★
Jim Fregosi	162	1966
Bobby Knoop	162	1964
6. Garret Anderson	161	2001
Troy Glaus	161	2001
Mo Vaughn	161	2000
Jim Fregosi	161	1969
Bobby Knoop	161	1966
Jim Fregosi	161	1965

### AT-BATS

1. Sandy Alomar	689	1971★
2. Darin Erstad	676	2000★
3. Garret Anderson	672	2001
Sandy Alomar	672	1970
5. Billy Moran	659	1962
6. Carney Lansford	654	1979
7. Garret Anderson	647	2000
8. Chone Figgins	642	2005
9. Devon White	639	1987
10. Orlando Cabrera	638	2007
Garret Anderson	638	2003
Garret Anderson	638	2002

### RUNS

1. MIKE TROUT	129	2012★
2. Vladimir Guerrero	124	2004★
3. MIKE TROUT	123	2016★
4. Darin Erstad	121	2000
5. Troy Glaus	120	2000
Jim Edmonds	120	1995
Don Baylor	120	1979★
8. Tony Phillips	119	1995
9. MIKE TROUT	115	2014★
Jim Edmonds	115	1998
Albie Pearson	115	1962★

### HITS

1. Darin Erstad	240	2000★
2. Vladimir Guerrero	206	2004
3. Alex Johnson	202	1970
4. Garret Anderson	201	2003
5. Vladimir Guerrero	200	2006
6. Garret Anderson	195	2002
7. Garret Anderson	194	2001
8. Orlando Cabrera	192	2007
9. MIKE TROUT	190	2013
10. Garret Anderson	189	1997

### TOTAL BASES

1. Vladimir Guerrero	366	2004★
Darin Erstad	366	2000
3. Garret Anderson	345	2003
4. Garret Anderson	344	2002
5. Troy Glaus	340	2000
6. MIKE TROUT	339	2015
7. MIKE TROUT	338	2014★
8. Garret Anderson	336	2000
9. Vladimir Guerrero	335	2006
10. Don Baylor	333	1979

### EXTRA-BASE HITS

1. Garret Anderson	88	2002
2. Troy Glaus	85	2000
3. MIKE TROUT	84	2014★
4. Garret Anderson	82	2003
5. Troy Glaus	81	2001
6. Shohei Ohtani	80	2021
Albert Pujols	80	2012
Vladimir Guerrero	80	2004
9. MIKE TROUT	79	2015
Kendrys Morales	79	2009

### DOUBLES

1. Garret Anderson	56	2002★
2. Albert Pujols	50	2012
3. Garret Anderson	49	2003★
4. Vladimir Guerrero	45	2007
Orlando Cabrera	45	2006
6. Kendrys Morales	43	2009
7. Jim Edmonds	42	1998
Johnny Ray	42	1988
Doug DeCinces	42	1982
10. Howie Kendrick	41	2010
Bobby Abreu	41	2010
Garret Anderson	41	1998

### TRIPLES

1. Chone Figgins	17	2004
2. Devon White	13	1989
Mickey Rivers	13	1975★
Jim Fregosi	13	1968★
5. Jim Fregosi	12	1963
6. Peter Bourjos	11	2011★
Adam Kennedy	11	2000
Mickey Rivers	11	1974★
Bobby Knoop	11	1966★
10. Chone Figgins	10	2005
Jerry Remy	10	1977

### HOME RUNS

1. Troy Glaus	47	2000★
2. Shohei Ohtani	46	2021
3. MIKE TROUT	45	2019
4. Shohei Ohtani	44	2023★
5. MIKE TROUT	41	2015
Troy Glaus	41	2001
7. MIKE TROUT	40	2022
Albert Pujols	40	2015
9. MIKE TROUT	39	2018
Vladimir Guerrero	39	2004
Reggie Jackson	39	1982★

All CAPS/BOLD — Current Angel

★ = led or tied for league lead

# CLUB HISTORY

## SINGLE SEASON BATTING

### RUNS BATTED IN

1. Don Baylor	139	1979★
2. Tim Salmon	129	1997
3. Vladimir Guerrero	126	2004
4. Vladimir Guerrero	125	2007
5. Garret Anderson	123	2002
Garret Anderson	123	2001
7. Albert Pujols	119	2016
8. Garret Anderson	117	2000
Mo Vaughn	117	2000
Wally Joyner	117	1987

### BASES ON BALLS

1. MIKE TROUT	122	2018★
2. MIKE TROUT	116	2016★
3. Tony Phillips	113	1995
4. Troy Glaus	112	2000
5. MIKE TROUT	110	2013★
MIKE TROUT	110	2019
7. Troy Glaus	107	2001
8. Brian Downing	106	1987★
9. Tim Salmon	104	2000
10. Chone Figgins	101	2009★

### STRIKEOUTS

1. Shohei Ohtani	189	2021
2. MIKE TROUT	184	2014★
Mark Trumbo	184	2013
4. Mo Vaughn	181	2000★
5. Justin Upton	176	2018
6. Kole Calhoun	164	2015
7. Troy Glaus	163	2000
8. Kole Calhoun	162	2019
9. Shohei Ohtani	161	2022
10. MIKE TROUT	158	2015
Josh Hamilton	158	2013
Troy Glaus	158	2001

### STOLEN BASES

1. Mickey Rivers	70	1975★
2. Chone Figgins	62	2005★
3. Gary Pettis	56	1985
4. Luis Polonia	55	1993
5. Chone Figgins	52	2006
6. Luis Polonia	51	1992
7. Gary Pettis	50	1986
8. MIKE TROUT	49	2012★
9. Chad Curtis	48	1993
Luis Polonia	48	1991
Gary Pettis	48	1984

### SACRIFICE HITS

1. Tim Foli	26	1982★
2. Bob Boone	23	1982
3. Luis Sojo	19	1991★
Bobby Grich	19	1978
Jerry Remy	19	1977
6. David Eckstein	16	2001★
Gary DiSarcina	16	1996
Bob Boone	16	1985
Juan Beniquez	16	1982
Rod Carew	16	1982

### SACRIFICE FLIES

1. Dan Ford	13	1979★
2. Johnny Ray	12	1989
Wally Joyner	12	1986★
Doug DeCinces	12	1984
Don Baylor	12	1979
Don Baylor	12	1978★
7. Orlando Cabrera	11	2007★
Orlando Cabrera	11	2006★
Tim Salmon	11	1997
Carney Lansford	11	1980★

### HIT BY PITCH

1. David Eckstein	27	2002★
2. David Eckstein	21	2001★
3. Martin Maldonado	18	2017
Don Baylor	18	1978★
Rick Reichardt	18	1968
6. Brian Downing	17	1987
Brian Downing	17	1986
8. ZACH NETO	16	2023
MIKE TROUT	16	2019
10. José Guillén	15	2004
David Eckstein	15	2003
Brad Fullmer	15	2002

### ON-BASE PCT.

(Based on 502 plate appearances)

1. MIKE TROUT	.460	2018★
2. MIKE TROUT	.442	2017★
3. MIKE TROUT	.441	2016★
4. MIKE TROUT	.438	2019★
5. MIKE TROUT	.432	2013
6. Tim Salmon	.429	1995
7. Chili Davis	.429	1995
8. Albie Pearson	.420	2001
9. Brian Downing	.418	1979
10. Shohei Ohtani	.412	2023★

### SLUGGING PCT.

(Based on 502 plate appearances)

1. Shohei Ohtani	.654	2023★
2. MIKE TROUT	.645	2019★
3. MIKE TROUT	.629	2017★
4. MIKE TROUT	.628	2018
5. Troy Glaus	.604	2000
6. Vladimir Guerrero	.598	2004
7. Tim Salmon	.594	1995
8. Shohei Ohtani	.594	2021
9. MIKE TROUT	.590	2015★
10. Kendrys Morales	.569	2009

### OPS

(Based on 502 plate appearances)

1. MIKE TROUT	1.088	2018★
2. MIKE TROUT	1.083	2019★
3. MIKE TROUT	1.071	2017★
4. Shohei Ohtani	1.066	2023★
5. Tim Salmon	1.024	1995
6. Troy Glaus	1.008	2000
7. MIKE TROUT	.991	2015★
8. MIKE TROUT	.991	2016
9. Vladimir Guerrero	.989	2004
10. MIKE TROUT	.988	2013

All CAPS/BOLD — Current Angel

★ = led or tied for league lead

# CLUB HISTORY

## ROOKIE SINGLE SEASON BATTING

### HIGHEST AVERAGE

(Based on 502 plate appearances)

1. <b>MIKE TROUT</b>	<b>.326</b>	<b>2012</b>
2. Reggie Willits	.293	2007
3. Wally Joyner	.290	1986
4. David Eckstein	.285	2001
5. Lee Thomas	.284	1961

### GAMES

1. Bobby Knoop	162	1964
2. Devon White	159	1987
3. Gary DiSarcina	157	1992
4. Adam Kennedy	156	2000
5. Paul Schaal	155	1965
Bob Rodgers	155	1962

### AT-BATS

1. Devon White	639	1987
2. Adam Kennedy	598	2000
3. Wally Joyner	593	1986
4. David Eckstein	582	2001
5. Jerry Remy	569	1975

### RUNS

1. <b>MIKE TROUT</b>	<b>129</b>	<b>2012</b>
2. Devon White	103	1987
3. Tim Salmon	93	1993
4. David Eckstein	82	2001
Adam Kennedy	82	2000
Wally Joyner	82	1986
Jerry Remy	82	1975

### HITS

1. <b>MIKE TROUT</b>	<b>182</b>	<b>2012</b>
2. Wally Joyner	172	1986
3. Devon White	168	1987
4. David Eckstein	166	2001
5. Adam Kennedy	159	2000

### TOTAL BASES

1. <b>MIKE TROUT</b>	<b>315</b>	<b>2012</b>
2. Devon White	283	1987
3. Tim Salmon	276	1993
4. Wally Joyner	271	1986
5. Mark Trumbo	257	2011

### EXTRA-BASE HITS

1. Tim Salmon	67	1993
2. <b>MIKE TROUT</b>	<b>65</b>	<b>2012</b>
3. Devon White	62	1987
4. Mark Trumbo	61	2011
5. Ken Hunt	57	1961

### DOUBLES

1. Tim Salmon	35	1993
2. Buck Rodgers	34	1962
3. Adam Kennedy	33	2000
Devon White	33	1987
5. Mark Trumbo	31	2011

### TRIPLES

1. Adam Kennedy	11	2000
2. <b>MIKE TROUT</b>	<b>8</b>	<b>2012</b>
3. Gary Pettis	6	1984
Willie Smith	6	1964
Buck Rodgers	6	1962

### HOME RUNS

1. Tim Salmon	31	1993
2. <b>MIKE TROUT</b>	<b>30</b>	<b>2012</b>
3. Mark Trumbo	29	2011
4. Ken Hunt	25	1961
5. Devon White	24	1987
Lee Thomas	24	1961

### RUNS BATTED IN

1. Wally Joyner	100	1986
2. Tim Salmon	95	1993
3. Mark Trumbo	87	2011
Devon White	87	1987
5. Ken Hunt	84	1961

### ON-BASE PCT

(Based on 502 plate appearances)

1. <b>MIKE TROUT</b>	<b>.399</b>	<b>2012</b>
2. Reggie Willits	.391	2007
3. Tim Salmon	.382	1993
4. David Eckstein	.355	2001
5. Lee Thomas	.353	1961

### SLUGGING PCT

(Based on 502 plate appearances)

1. <b>MIKE TROUT</b>	<b>.564</b>	<b>2012</b>
2. Tim Salmon	.536	1993
3. Lee Thomas	.491	1961
4. Ken Hunt	.484	1961
5. Mark Trumbo	.477	2011

### OPS

(Based on 502 plate appearances)

1. <b>MIKE TROUT</b>	<b>.963</b>	<b>2012</b>
2. Tim Salmon	.918	1993
3. Lee Thomas	.844	1961
4. Ken Hunt	.810	1961
5. Wally Joyner	.805	1986

### BASES ON BALLS

1. Tim Salmon	82	1993
2. Reggie Willits	69	2007
3. <b>MIKE TROUT</b>	<b>67</b>	<b>2012</b>
4. Paul Schaal	61	1965
5. Gary Pettis	60	1984

### STRIKEOUTS

1. <b>MIKE TROUT</b>	<b>139</b>	<b>2012</b>
2. Tim Salmon	135	1993
Devon White	135	1987
4. Mark Trumbo	120	2011
Ken Hunt	120	1961

### STOLEN BASES

1. <b>MIKE TROUT</b>	<b>49</b>	<b>2012</b>
2. Gary Pettis	48	1984
3. Chad Curtis	43	1992
4. José Cardenal	37	1965
5. Jerry Remy	34	1975

### SACRIFICE HITS

1. David Eckstein	16	2001
2. Mark McLemore	15	1987
3. Devon White	14	1987
4. Steve Lubratich	13	1983
Dick Schofield	13	1984

### SACRIFICE FLIES

1. Wally Joyner	12	1986
2. Tim Salmon	8	1993
Bob Rodgers	8	1962
4. J.B. Shuck	7	2013
<b>MIKE TROUT</b>	<b>7</b>	<b>2012</b>
Bengie Molina	7	2000
Carney Lansford	7	1978

### HIT BY PITCH

1. David Eckstein	21	2001
2. <b>ZACH NETO</b>	<b>16</b>	<b>2023</b>
3. Charlie Dees	8	1963
4. Gary DiSarcina	7	1992
Ron Jackson	7	1976
Dave Chalk	7	1974

### GAMES BY POSITION

1B Wally Joyner	152	1986
2B Bobby Knoop	161	1964
SS Gary DiSarcina	157	1992
3B Paul Schaal	153	1965
OF Devon White	159	1987
OF Tim Salmon	140	1993
OF <b>MIKE TROUT</b>	<b>139</b>	<b>2012</b>
C Buck Rodgers	150	1962
DH Shohei Ohtani	82	2018

### ROOKIE ALL-STARS

OF <b>MIKE TROUT</b>	<b>2012</b>
1B Wally Joyner	1986★
SS Dave Chalk	1974

All CAPS/BOLD — Current Angel

★ Indicates starter

# CLUB HISTORY

## YEARLY LEADERS BATting

\* Based on 502 plate appearances \*\* Based on 3.1 plate appearances multiplied by games played by Angels  
# Led or tied for league **Bold face indicates club record**

Year	Average *	Games	At Bats	Runs	Hits	Total Bases
1961	Pearson (.288)	Hunt (149)	Hunt (479)	Pearson (92)	L. Thomas (129)	Wagner (232)
1962	L. Thomas (.290)	4 with (160)	Moran (659)	Pearson# (115)	Moran (186)	Wagner (306)
1963	Pearson (.304)	Fregosi, Pearson (154)	Moran (597)	Pearson (92)	Pearson (176)	Wagner (251)
1964	Fregosi (.277)	Knoop (162)	Rodgers (514)	Fregosi (86)	Fregosi (140)	Fregosi (234)
1965	Fregosi (.277)	Fregosi (161)	Fregosi (602)	Fregosi (66)	Fregosi (167)	Fregosi (245)
1966	Cardenal (.276)	Fregosi (162)	Fregosi (611)	Fregosi (78)	Cardenal (155)	Fregosi (239)
1967	Fregosi (.290)	Knoop (159)	Fregosi (590)	Mincher (81)	Fregosi (171)	Mincher (237)
1968	Reichardt (.255)	Fregosi (159)	Fregosi (614)	Fregosi (77)	Fregosi (150)	Reichardt (225)
1969	Johnstone (.270)	Fregosi (161)	Fregosi (580)	Fregosi (78)	Alomar (153)	Fregosi (221)
1970	Johnson# (.329)	Alomar# (162)	Alomar (672)	Fregosi (95)	Johnson (202)	Johnson (282)
1971	Alomar (.260)	Alomar# (162)	Alomar# (689)	Alomar (77)	Alomar (179)	McMullen (234)
1972	Pinson (.275)	Alomar (155)	Alomar (610)	Alomar (65)	Oliver (154)	Oliver (222)
1973	Robinson (.266)	Oliver (151)	Oliver (544)	Robinson (85)	Oliver (144)	Robinson (261)
1974	Rivers (.285)	Doyle (147)	Doyle (511)	Robinson (75)	Rivers, Doyle (133)	Robinson (197)
1975	Rivers (.284)	Rivers (155)	Rivers (616)	Remy (82)	Rivers (175)	Rivers (221)
1976	Remy (.263)	Bochte (146)	Remy (502)	Remy (64)	Remy (132)	Remy (152)
1977	Chalk (.277)	Bonds (158)	Bonds (592)	Bonds (103)	Bonds (156)	Bonds (308)
1978	Bostock (.296)	Baylor (158)	Baylor (591)	Baylor (103)	Bostock (168)	Baylor (279)
1979	Downing (.326)	Baylor# (162)	Lansford (654)	Baylor# (120)	Lansford (188)	Baylor (333)
1980	Carew (.331)	Lansford (151)	Lansford (602)	Lansford (87)	Carew (79)	Carew (236)
1981	Carew ★ ★ (.305)	Burleson# (109)	Burleson (430)	Carew (57)	Burleson (126)	Grich (191)
1982	Carew (.319)	Downing (158)	Downing (623)	Downing (109)	Downing (175)	DeCinces (315)
1983	Carew (.339)	Boone (142)	Carew (472)	Downing (68)	Carew (160)	Lynn (211)
1984	Downing (.275)	Downing (156)	DeCinces (547)	Lynn (84)	Downing (148)	Downing (249)
1985	Carew (.280)	Boone, Downing (150)	Downing (520)	Downing (80)	Downing (137)	Jackson (224)
1986	Joyner (.290)	Joyner, Pettis (154)	Joyner (593)	Pettis (93)	Joyner (172)	Joyner (271)
1987	Joyner (.285)	White (159)	White (639)	Downing (110)	White (168)	Joyner (298)
1988	Ray (.306)	C. Davis, Joyner (158)	Ray (602)	C. Davis, Joyner (81)	Ray (184)	C. Davis (259)
1989	Ray (.289)	Joyner (159)	White (636)	White (86)	Joyner (167)	Joyner (249)
1990	Parrish (.268)	Parrish (133)	Parrish (470)	Winfield (70)	Polonia (135)	Winfield (215)
1991	Joyner (.301)	Gaetti (152)	Polonia (604)	Polonia (92)	Polonia (179)	Joyner (269)
1992	Polonia (.286)	DiSarcina (157)	Polonia (577)	Polonia (83)	Polonia (165)	Polonia (190)



# CLUB HISTORY

## YEARLY LEADERS BATting

Year	Average ★	Games	At Bats	Runs	Hits	Total Bases
1993	Curtis (.285)	Davis (153)	Curtis (583)	Curtis (94)	Curtis (166)	Salmon (276)
1994	Davis ★ (.311)	Curtis (114)	Curtis (453)	Davis (72)	Davis (122)	Davis (220)
1995	Salmon (.330)	Salmon, Snow (143)	Edmonds (558)	Edmonds (120)	Salmon (177)	Salmon (319)
1996	Davis (.292)	Salmon (156)	Anderson (607)	Salmon (90)	Anderson (173)	Salmon (291)
1997	Anderson (.303)	Salmon (157)	Anderson (624)	Hollins (101)	Anderson (189)	Salmon (301)
1998	Edmonds (.307)	DiSarcina (157)	Anderson (622)	Edmonds (115)	Edmonds (184)	Edmonds (303)
1999	Anderson (.303)	Anderson (157)	Anderson (620)	Anderson (88)	Anderson (188)	Anderson (291)
2000	Erstad (.355)	Vaughn (161)	Erstad# (676)	Erstad (121)	Erstad# (240)	Erstad (366)
2001	Anderson (.289)	Anderson, Glaus (161)	Anderson (672)	Glaus (100)	Anderson (194)	Anderson (321)
2002	Kennedy (.312)	Anderson (158)	Anderson (638)	Eckstein (107)	Anderson (195)	Anderson (344)
2003	Anderson (.315)	Anderson (159)	Anderson (638)	Anderson (80)	Anderson (201)	Anderson (345)
2004	Guerrero (.337)	Guerrero (156)	Guerrero (612)	Guerrero# (124)	Guerrero (206)	Guerrero# (366)
2005	Guerrero (.317)	Figgins (158)	Figgins (642)	Figgins (113)	Figgins (186)	Guerrero (294)
2006	Guerrero (.329)	Guerrero (156)	Figgins, Cabrera (607)	Cabrera (95)	Guerrero (200)	Guerrero (335)
2007	Figgins (.330)	Cabrera (155)	Cabrera (638)	Cabrera (101)	Cabrera (192)	Guerrero (314)
2008	Guerrero (.303)	Hunter (146)	Anderson (557)	Hunter, Guerrero (85)	Guerrero (164)	Guerrero (282)
2009	Aybar (.312)	Figgins (158)	Figgins (615)	Figgins (114)	Figgins (183)	Morales (322)
2010	Hunter (.281)	Kendrick (158)	Kendrick (616)	Abreu (88)	Kendrick (172)	Hunter (266)
2011	Callaspo (.288)	Hunter (156)	Hunter (580)	Kendrick (86)	Aybar (155)	Trumbo (257)
2012	Trout (.326)	Pujols (154)	Pujols (607)	Trout# (129)	Trout (182)	Trout (315)
2013	Trout (.323)	Trumbo (159)	Trumbo (620)	Trout# (109)	Trout (190)	Trout (328)
2014	Kendrick (.293)	Pujols (159)	Pujols 633	Trout# 115	Kendrick (181)	Trout (338)
2015	Tout (.299)	Calhoun, Trout (159)	Calhoun (630)	Trout (104)	Trout (172)	Trout (339)
2016	Trout (.315)	Trout (159)	Calhoun (594)	Trout# (123)	Trout (173)	Trout (302)
2017	Trout (.306)	Simmons (158)	Pujols (593)	Trout (92)	Simmons (164)	Trout (253)
2018	Trout (.312)	Simmons (146)	Simmons (554)	Trout (101)	Simmons (162)	Trout (296)
2019	Trout (.291)	Fletcher (154)	Fletcher (596)	Trout (110)	Fletcher (173)	Trout (303)
2020	Fletcher ★ (.319)	Trout (53)	Fletcher (207)	Trout (41)	Fletcher (66)	Trout (120)
2021	Walsh (.277)	Ohtani (158)	Fletcher (626)	Ohtani (103)	Fletcher (164)	Trout (318)
2022	Ward (.281)	Ohtani (157)	Ohtani (586)	Ohtani (90)	Ohtani (160)	Ohtani (304)
2023	Ohtani (.304)	Ohtani (135)	Ohtani (497)	Ohtani (102)	Ohtani (151)	Ohtani (325)

# CLUB HISTORY

## YEARLY LEADERS BATting

Year	Doubles	Triples	Home Runs	RBI	SB	SF
1961	Hunt (29)	L. Thomas (5)	Wagner (28)	Hunt (84)	Pearson (11)	Wagner (7)
1962	Rodgers (34)	Pearson, Rodgers (6)	Wagner (37)	Wagner (107)	Pearson (15)	Rodgers (8)
1963	Torres (32)	Fregosi (12)	Wagner (26)	Wagner (90)	Pearson (17)	Moran, Wagner (7)
1964	Fregosi, Clinton (22)	Fregosi (9)	Adcock (21)	Fregosi (72)	Fregosi (8)	Rodgers (7)
1965	Knoop (24)	W. Smith (9)	Fregosi (15)	Fregosi (64)	Cardenal (37)	Fregosi, Rodgers (8)
1966	Fregosi (32)	Knoop# (11)	Adcock (18)	Knoop (72)	Cardenal (24)	Knoop# (7)
1967	Fregosi, Mincher (23)	Fregosi (6)	Mincher (25)	Mincher (76)	Cardenal (10)	Rodgers, Schaal (4)
1968	Fregosi (21)	<b>Fregosi# (13)</b>	Reichardt (21)	Reichardt (73)	Davalillo (17)	Repoz# (8)
1969	Fregosi (22)	Fregosi (6)	Reichardt (13)	Reichardt (68)	Alomar (18)	Reichardt, Rodriguez (7)
1970	Fregosi (33)	Johnson, Repoz (6)	Fregosi (22)	Johnson (86)	Alomar (35)	Voss (5)
1971	Alomar (24)	Alomar (3)	McMullen (21)	McMullen (68)	Alomar (39)	Spencer (5)
1972	Pinson (24)	Oliver (5)	Oliver (20)	Oliver (76)	Alomar (20)	Oliver (5)
1973	Robinson (29)	Pinson (6)	Robinson (30)	Robinson (97)	Alomar (25)	Pinson (7)
1974	Robinson (26)	Rivers# (11)	Robinson (20)	Robinson (63)	Rivers (30)	Valentine, Llenas (7)
1975	Chalk (24)	<b>Rivers# (13)</b>	Stanton (14)	Stanton (82)	<b>Rivers# (70)</b>	Chalk (9)
1976	Jackson (18)	5 with (3)	Bonds (10)	Bonds (54)	Remy (35)	3 tied (5)
1977	Bonds, Chalk (27)	Remy (10)	Bonds (37)	Bonds (115)	Bonds, Remy (41)	Bonds (10)
1978	Rudi (17)	Jackson (6)	Baylor (34)	Baylor (99)	Baylor (22)	Baylor# (12)
1979	Baylor (33)	4 tied (5)	Baylor (36)	<b>Baylor# (139)</b>	Baylor (22)	<b>Ford# (13)</b>
1980	Carew (34)	Carew (7)	Thompson (17)	Lansford (80)	Carew (23)	Lansford# (11)
1981	Baylor (18)	Hobson (4)	Grich# (22)	Baylor (66)	Carew (16)	Baylor (6)
1982	DeCinces (42)	3 tied (5)	Jackson# (39)	Jackson (101)	Baylor, Carew (10)	DeCinces (9)
1983	Carew (24)	4 tied (3)	Lynn (22)	Lynn (74)	Pettis (8)	DeCinces (8)
1984	Downing, Lynn (28)	Pettis (6)	Jackson (25)	Downing (91)	Pettis (48)	DeCinces (12)
1985	Jackson (27)	Pettis (8)	Jackson (27)	Downing, Jackson (85)	Pettis (56)	DeCinces (7)
1986	Downing, Joyner (27)	Schofield (6)	DeCinces (26)	Joyner (100)	Pettis (50)	Joyner (12)
1987	Joyner, White (33)	Howell, White (5)	Joyner (34)	Joyner (117)	White (32)	Joyner (10)
1988	Ray (42)	Ray (7)	Downing (25)	C. Davis (93)	Schofield (20)	C. Davis (10)
1989	Joyner (30)	<b>White (13)</b>	Davis (22)	Davis (90)	White (44)	Ray (12)
1990	Ray (23)	Polonia (9)	Parrish (24)	Winfield (78)	White (21)	Winfield (7)
1991	Joyner (34)	Polonia (8)	Winfield (28)	Joyner (96)	Polonia (48)	Winfield (6)
1992	Felix (22)	Felix (5)	Gaetti (12)	Felix (72)	Polonia (51)	Felix (9)

# CLUB HISTORY

## YEARLY LEADERS BATting

Year	Doubles	Triples	Home Runs	RBI	SB	SF
1993	Salmon (35)	Polonia (6)	Salmon (31)	Davis (112)	Polonia (55)	Salmon (8)
1994	Curtis (23)	Curtis (4)	Davis (26)	Davis (84)	Curtis (25)	Davis (6)
1995	Salmon (34)	DiSarcina (6)	Salmon (34)	Edmonds (107)	Phillips, Hudler (13)	Davis (9)
1996	Anderson (33)	DiSarcina, Salmon (4)	Salmon (30)	Salmon (98)	Hudler (14)	Davis (6)
1997	Anderson (36)	Alicea (7)	Salmon (33)	Salmon (129)	Erstad (23)	Salmon (11)
1998	Edmonds (42)	Anderson (7)	Salmon (26)	Edmonds (91)	Erstad (20)	Salmon (10)
1999	Anderson (36)	Erstad (5)	Vaughn (33)	Vaughn (108)	Erstad, Velarde (13)	Anderson, Salmon (6)
2000	Anderson (40)	Kennedy (11)	<b>Glaus# (47)</b>	Anderson, Vaughn (117)	Erstad (28)	Anderson (9)
2001	Anderson (39)	Gil, Spiezo (4)	Glaus (41)	Anderson (123)	Eckstein (29)	Kennedy (9)
2002	<b>Anderson# (56)</b>	3 tied (6)	Glaus (30)	Anderson (123)	Erstad (23)	Anderson (10)
2003	Anderson# (49)	Spiezo (7)	Anderson (29)	Anderson (116)	Kennedy (22)	Spiezo (7)
2004	Guerrero (39)	<b>Figgins (17)</b>	Guerrero (39)	Guerrero (126)	Figgins (34)	Guerrero (8)
2005	Anderson (34)	Figgins (10)	Guerrero (32)	Guerrero (108)	Figgins# (62)	B. Molina (6)
2006	Cabrera (45)	Figgins (8)	Guerrero (33)	Guerrero (116)	Figgins (52)	Cabrera# (11)
2007	Guerrero (45)	Figgins (6)	Guerrero (27)	Guerrero (125)	Figgins (41)	Cabrera (11)
2008	Hunter (37)	Aybar (5)	Guerrero (27)	Guerrero (91)	Figgins (34)	Rivera (8)
2009	Morales (43)	Aybar (9)	Morales (34)	Morales (108)	Figgins (42)	Abreu (9)
2010	Abreu, Kendrick (41)	3 tied (4)	Napoli (26)	Hunter (90)	Abreu (24)	Abreu, Kendrick (5)
2011	Izturis (35)	Bourjos (11)	Trumbo (29)	Trumbo (87)	Aybar (30)	Trumbo, Izturis (4)
2012	Pujols (50)	Trout (8)	Trumbo (32)	Pujols (105)	Trout# (49)	Trout (7)
2013	Trout (39)	Trout (9)	Trumbo (34)	Trumbo (100)	Trout (33)	Hamilton (9)
2014	Trout (39)	Trout (9)	Trout (36)	Trout# (111)	Trout, Aybar (16)	Trout
2015	Trout (32)	Trout (6)	Trout (41)	Pujols (95)	Aybar (15)	Giavotella (6)
2016	Calhoun (35)	Calhoun, Trout (5)	Pujols (31)	Pujols (119)	Trout (30)	Pujols (6)
2017	Simmons (38)	Trout (3)	Trout (33)	Pujols (101)	Maybin (29)	Simmons (8)
2018	Simmons (26)	Simmons (5)	Trout (39)	Upton (85)	Trout (24)	Calhoun, Upton (8)
2019	Fletcher (30)	Ohtani (5)	Trout (45)	Trout (104)	Ohtani (12)	Pujols (8)
2020	Fletcher (13)	3 tied (2)	Trout (17)	Trout (46)	Ohtani (7)	Trout (4)
2021	Walsh (34)	Ohtani (8)	Ohtani (46)	Ohtani (100)	Ohtani (26)	3 tied (3)
2022	Ohtani (30)	Ohtani (6)	Trout (40)	Ohtani (95)	Velazquez (17)	Ward (5)
2023	Renfroe (31)	Ohtani (8)	Ohtani (44)	Ohtani (95)	(Ohtani) (20)	Ward (6)

# CLUB HISTORY

## CLUB BATTING STATS BY YEAR

	AVG	AB	R	H	2B	3B	HR	RBI	SH	SF	SB	CS
1961	.245	5424	744	1331	218	22	189	700	80	37	37	28
1962	.250	5499	718	1377	232	35	137	667	82	43	46	27
1963	.250	5506	597	1378	208	38	95	551	84	46	43	30
1964	.243	5332	544	1297	186	27	102	508	78	37	49	39
1965	.239	5354	527	1279	200	36	97	486	93	44	107	57
1966	.232	5360	604	1244	179	54	122	562	69	46	80	54
1967	.238	5307	567	1265	170	37	114	524	88	23	40	36
1968	.227	5331	498	1209	170	33	83	453	75	37	62	50
1969	.225	5416	528	1221	151	29	88	480	75	41	54	39
1970	.251	5532	631	1391	197	40	114	597	69	37	69	27
1971	.231	5495	511	1271	213	18	96	477	83	31	72	34
1972	.242	5165	454	1249	171	26	78	420	66	25	57	37
1973	.253	5505	629	1395	183	29	93	595	60	45	59	47
1974	.254	5401	618	1372	203	31	95	550	82	48	119	79
1975	.246	5377	628	1324	195	41	55	572	97	47	220★	108
1976	.235	5385	550	1265	210	23	63	511	92	48	126	80
1977	.255	5410	675	1380	233	40	131	636	74	51	159	89
1978	.259	5472	691	1417	226	28	108	646	72	56	86	69
1979	.282	5550	866★	1563	242	43	164	808★	79	56	100	52
1980	.265	5443	698	1442	236	32	106	655	75	44	91	63
1981	.256	3688	476	944	134	16	97	439	51	30	44	33
1982	.274	5532	814	1518	268	26	186	760	114★	56★	55	53
1983	.260	5640	722	1467	241	22	154	682	68	46	41	39
1984	.249	5470	696	1363	211	30	150	649	65	46	80	51
1985	.251	5442	732	1364	215	31	153	685	99	35	106	51
1986	.255	5433	786	1387	236	36	167	743	91★	61★	109	42
1987	.252	5570	770	1406	257	26	172	709	70	36	125	44
1988	.261	5582	714	1458	258	31	124	660	63	52	86	52
1989	.256	5543	669	1421	207	37	145★	623	54	46	89	40
1990	.260	5570	690	1448	237	27	147	646	58	45	68	43★
1991	.255	5470	653	1396	245	29	115	607	63	31	94	56
1992	.243	5364	579	1306	202	20	88	537	56	40	160	101
1993	.260	5391	684	1399	259	24	114	644	50	46	169	100★
1994	.264	3943	543	1042	178	16	120	518	42	29	65	54
1995	.277	5019	801	1390	252	25	186	761	33	38	57	39
1996	.276	5686	762	1571	256	24	192	727	45	33	53	39
1997	.272	5628	829	1531	279	25	161	775	40	57	126	72
1998	.272	5630	787	1530	314	27	147	739	49	41	93	45
1999	.256	5494	711	1404	248	22	158	673	41	42	71	45
2000	.280	5628	864	1574	309	34	236	837	47	43	93	52
2001	.261	5551	691	1447	275	26	158	662	46	53	116	52
2002	.282★	5678★	851	1603★	333	32	152	811	49★	64	117	51
2003	.268	5487	736	1473	276	33	150	687	50	50	129	61
2004	.282★	5675	836	1603	272	37	162	783	56	41	143★	46
2005	.270	5624	761	1520	278	30	147	726	43	39	161★	57
2006	.274	5609	766	1539	309	29	159	737	31	53	148★	57
2007	.284	5554	822	1578	324	23	123	776	32	65	139	55
2008	.268	5540	765	1486	274	25	159	721	32	50	129	48
2009	.285★	5622	883	1604★	293	33	173	841	43	52	148	63
2010	.248	5488	681	1363	276	19	155	656	42	37	104	52
2011	.253	5513	667	1394	289	34	155	629	50	32	135	52
2012	.274★	5536	767	1518	273	22	187	732	47★	41	134	33
2013	.264	5588	733	1476	270	39★	164	696	37	64★	82	34
2014	.259	5652★	773★	1464	304	31	155	729	26	54	81	39
2015	.246	5417	661	1331	243	21	176	621	37	40	52	34
2016	.260	5431	717	1410	279	20	156	686	36	49	73	34
2017	.243	5415	710	1314	251	14	186	678	17	46	136	44
2018	.242	5472	721	1323	249	23	214	690	7	39	89	22
2019	.247	5542	769	1368	268	21	220	734	4	42	65	20
2020	.248	2020	294	501	97	8	85	285	6	18	21	8
2021	.245	5437	723	1331	265	23	190	691	30	25	79	26
2022	.233	5423	623	1265	219	31	190	600	25	25	77	27
2023	.245	5489	739	1346	248	26	231	708	8	46	72	31

★ Led or tied for League lead

# CLUB HISTORY

## CLUB DESIGNATED HITTERS

	AVG	AB	R	H	TB	2B	3B	HR	RBI	SH	SF	BB	SO	SB	CS
1973	.255	604	88	154	276	27	1	31	100	2	3	90	105	1	2
1974	.240	572	85	137	242	32	2	23	78	1	8	101	110	8	2
1975	.225	579	75	130	195	22	2	13	80	6	13	90	102	24	9
1976	.251	618	66	155	226	29	3	12	77	6	6	58	93	11	7
1977	.242	592	83	143	245	30	3	22	73	3	4	73	104	20	12
1978	.240	604	96	145	256	25	1	28	92	2	9	71	103	13	6
1979	.318	616	110	196	340	31	1	37	134	2	7	80	82	14	6
1980	.310	609	88	189	267	29	2	15	101	1	11	74	74	8	11
1981	.233	407	55	95	170	17	2	18	72	0	6	47	52	4	3
1982	.261	637	85	166	274	25	1	27	103	0	8	61	75	10	4
1983	.257	635	84	163	247	21	0	21	82	2	5	76	138	2	6
1984	.230	613	76	141	253	21	2	29	96	2	1	69	152	8	4
1985	.225	605	88	136	244	27	3	25	97	2	7	84	143	6	5
1986	.249	602	94	150	249	21	3	24	76	1	5	109	142	1	3
1987	.278	630	106	175	300	35	3	28	89	3	3	95	74	3	5
1988	.237	608	91	144	249	20	2	27	80	6	6	91	78	5	4
1989	.277	629	67	174	260	32	3	16	72	1	5	61	105	0	2
1990	.285	617	89	176	280	35	3	21	87	0	7	88	96	2	5
1991	.236	636	67	150	233	28	2	17	73	1	4	48	130	8	5
1992	.247	647	77	160	226	27	3	11	62	4	3	34	102	18	15
1993	.245	624	83	153	269	35	0	27	119	0	1	74	146	5	5
1994	.309	424	74	131	229	18	1	26	84	1	6	72	96	3	2
1995	.302	530	101	160	252	26	0	22	99	0	10	103	97	5	4
1996	.278	612	80	170	288	26	1	30	106	2	7	94	115	5	2
1997	.237	595	78	141	213	25	1	15	62	3	9	72	107	13	6
1998	.288	565	95	163	278	36	2	25	100	1	10	101	128	2	2
1999	.258	590	66	152	268	29	0	29	106	1	2	51	118	5	1
2000	.275	578	93	159	264	27	0	26	81	1	1	86	96	8	5
2001	.212	572	40	121	163	18	0	8	56	5	6	48	132	8	7
2002	.280	589	93	165	294	43	7	24	86	2	4	46	78	12	3
2003	.256	574	65	147	239	30	1	20	86	1	4	66	99	6	6
2004	.240	575	80	138	233	25	2	22	74	0	5	65	121	9	3
2005	.255	584	78	149	221	26	2	14	69	4	7	54	102	15	5
2006	.294	586	92	172	290	27	2	29	97	0	4	52	98	9	3
2007	.257	591	85	152	231	23	1	18	79	1	4	47	78	6	7
2008	.271	597	83	162	289	21	3	24	89	2	5	98	115	3	0
2009	.296	622	104	184	292	31	1	25	93	3	1	46	99	7	2
2010	.231	559	59	129	209	27	1	17	72	2	5	71	122	1	2
2011	.237	573	68	136	209	25	3	14	70	1	4	87	126	19	7
2012	.273	607	84	166	284	33	2	27	91	0	2	37	139	3	0
2013	.264	602	73	159	249	29	2	19	81	0	4	69	138	4	0
2014	.253	593	72	150	262	27	2	27	97	1	7	47	148	6	8
2015	.235	570	67	134	231	26	1	23	77	1	6	44	103	6	3
2016	.258	594	72	153	262	20	1	29	115	0	6	50	86	10	2
2017	.239	607	58	145	235	18	0	24	102	0	5	42	98	9	1
2018	.267	577	84	154	285	28	2	33	97	0	3	63	155	12	5
2019	.253	601	81	152	264	33	5	23	84	0	7	55	146	15	4
2020	.178	225	35	40	84	8	0	12	34	0	0	33	65	7	1
2021	.260	497	96	129	298	21	8	44	93	0	1	86	173	25	8
2022	.265	620	93	164	311	30	6	35	101	0	3	77	174	11	9
2023	.287	607	114	174	367	28	9	49	108	0	3	103	185	20	6

## HUNDRED HOME RUN HALOS

There have been 20 players to connect for 100+ home runs in an Angels uniform...

1.	Mike Trout (2011-)	368	11.	Kole Calhoun (2012-2019)	140
2.	Tim Salmon (1992-2006)	299	12.	Doug DeCinces (1982-1987)	130
3.	Garret Anderson (1994-2008)	272	13.	Shohei Ohtani (2018-2023)	171
T4.	Brian Downing (1978-1990)	222	14.	Reggie Jackson (1982-1986)	123
	Albert Pujols (2012-2021)	222	15.	Jim Edmonds (1993-1999)	121
6.	Troy Glaus (1998-2004)	182	16.	Wally Joyner (1986-1991, 2001)	117
7.	Vladimir Guerrero (2004-2009)	173	17.	Jim Fregosi (1961-1971)	115
8.	Chili Davis (1988-1996)	156	18.	Darin Erstad (1996-2006)	114
9.	Bobby Grich (1977-1986)	154	19.	Torii Hunter (2008-2012)	105
10.	Don Baylor (1977-1982)	141	20.	Jack Howell (1985-90, 1996-97)	100



# CLUB HISTORY

## CLUB PINCH HITTER

	AVG	AB	R	H	2B	3B	HR	RBI	SF	BB	SO	SB
1961	.239	247	21	59	8	0	7	30	2	34	50	0
1962	.166	187	18	31	4	1	5	33	4	32	59	0
1963	.207	193	13	40	4	0	2	21	3	22	49	1
1964	.267	191	19	51	7	1	2	25	2	23	39	0
1965	.202	208	14	42	3	1	1	17	1	25	41	3
1966	.217	203	21	44	5	0	4	23	3	32	52	0
1967	.204	216	23	44	4	0	3	25	1	29	49	0
1968	.215	242	11	52	1	0	2	32	6	30	55	0
1969	.214	201	12	43	5	0	1	25	3	32	41	0
1970	.203	236	13	48	4	0	2	28	7	11	60	0
1971	.231	216	16	50	6	0	4	31	4	27	40	0
1972	.250	172	25	43	5	0	3	38	3	25	38	0
1973	.247	174	23	43	5	0	3	38	4	25	40	1
1974	.214	154	11	33	8	0	1	33	7	25	25	2
1975	.224	107	8	24	7	1	0	27	2	16	30	1
1976	.223	148	13	33	3	1	1	22	1	21	43	0
1977	.248	137	10	34	6	0	3	22	1	18	30	0
1978	.202	99	5	20	1	0	2	22	0	13	23	2
1979	.262	65	6	17	3	1	0	13	1	11	12	1
1980	.282	117	10	33	7	0	2	27	0	14	25	0
1981	.148	54	0	8	1	0	0	5	1	2	10	1
1982	.338	65	9	22	8	0	1	17	1	13	17	1
1983	.277	101	12	28	5	0	4	22	0	7	23	0
1984	.271	129	12	35	6	0	3	17	2	12	26	0
1985	.188	149	13	28	4	1	2	22	0	30	36	1
1986	.256	125	22	32	5	0	4	22	2	27	26	1
1987	.327	147	22	48	7	2	9	35	0	13	32	0
1988	.286	140	20	40	4	2	3	31	4	19	27	0
1989	.206	63	2	13	2	3	1	9	0	3	26	0
1990	.184	98	4	18	0	1	2	10	1	10	21	1
1991	.230	74	7	17	3	0	2	10	0	3	9	1
1992	.233	133	11	31	4	0	3	22	3	17	31	1
1993	.272	103	11	28	2	2	3	15	1	15	24	0
1994	.262	84	11	22	2	0	2	11	0	14	25	0
1995	.252	127	6	32	6	0	1	22	1	7	22	1
1996	.252	127	10	32	4	0	7	20	0	12	21	0
1997	.211	71	9	15	5	0	0	8	1	9	19	0
1998	.200	100	5	20	7	0	0	9	0	12	23	0
1999	.234	111	15	26	6	0	2	11	2	20	35	0
2000	.231	82	12	19	3	0	2	11	2	22	19	1
2001	.245	102	16	25	3	1	4	15	2	7	28	1
2002	.288	118	12	34	6	1	2	20	0	7	27	5
2003	.313	99	14	31	9	0	1	18	0	12	25	2
2004	.260	77	13	20	4	0	2	11	1	7	26	4
2005	.234	77	10	18	6	0	1	12	1	10	16	1
2006	.171	82	13	14	2	3	4	8	1	16	28	2
2007	.250	84	12	34	7	0	2	10	2	13	23	2
2008	.182	66	2	12	2	1	0	13	1	3	12	1
2009	.308	65	11	20	1	0	2	12	0	9	15	1
2010	.171	76	9	13	0	0	0	5	1	12	24	2
2011	.145	76	6	11	2	0	2	9	2	9	21	2
2012	.194	67	7	13	2	0	2	17	1	3	18	2
2013	.225	71	11	16	2	0	3	6	0	12	23	0
2014	.238	105	10	25	6	1	1	17	2	1	28	0
2015	.238	101	8	22	3	0	1	14	1	2	23	0
2016	.171	82	9	14	4	0	1	11	0	13	29	0
2017	.253	99	9	25	5	0	1	19	1	8	27	5
2018	.162	99	13	16	3	0	5	14	0	11	38	3
2019	.205	83	6	17	1	0	2	14	1	13	35	0
2020	.211	19	1	4	1	0	0	1	0	1	8	0
2021	.154	65	9	10	1	0	0	9	1	4	22	0
2022	.130	100	7	13	2	0	2	12	0	16	36	1
2023	.175	97	9	17	2	1	3	9	1	11	34	0

CLUB HISTORY

# CLUB HISTORY

## CAREER LEADERS PITCHING

### COMBINED ERA ★

1. Dean Chance	2.83
2. Nolan Ryan	3.07
3. Frank Tanana	3.08
4. George Brunet	3.13
5. Clyde Wright	3.28
6. Jered Weaver	3.55
7. Rudy May	3.67
8. Chuck Finley	3.72
9. Mike Witt	3.76
10. John Lackey	3.81

### SAVES

1. Troy Percival	316
2. Francisco Rodriguez	208
3. Bryan Harvey	126
4. Ernesto Frieri	71
5. Brian Fuentes	71
6. Huston Street	66
7. Dave LaRoche	65
8. Donnie Moore	61
9. Bob Lee	58
10. Raisel Iglesias	50

### MOST SO/9 IP\*

1. Francisco Rodriguez	11.7
2. Shohei Ohtani	11.4
3. Bryan Harvey	10.7
4. Troy Percival	10.4
5. Nolan Ryan	10.0
6. <b>GRIFIN CANNING</b>	9.5
7. Cam Bedrosian	9.4
8. Andrew Heaney	9.4
9. <b>REID DETMERS</b>	9.3
10. Brendan Donnelly	9.0

### WINS

1. Chuck Finley	165
2. Jered Weaver	150
3. Nolan Ryan	138
4. Mike Witt	109
5. Frank Tanana	102
6. John Lackey	102
7. Ervin Santana	96
8. Mark Langston	88
9. Clyde Wright	87
10. Kirk McCaskill	78

### STARTERS ERA #

1. Dean Chance	2.86
2. Andy Messersmith	2.94
3. Nolan Ryan	3.05
4. Frank Tanana	3.08
5. George Brunet	3.12
6. Clyde Wright	3.27
7. Jim McGlothlin	3.29
8. Fred Newman	3.44
9. Garrett Richards	3.45
10. Dan Haren	3.53

### FEWEST HITS/9 IP\*

1. Troy Percival	6.0
2. Francisco Rodriguez	6.1
3. Nolan Ryan	6.3
4. Bryan Harvey	6.4
5. Shohei Ohtani	6.5
6. Andy Messersmith	6.5
7. Bob Lee	6.6
8. Mark Clear	7.0
9. Brendan Donnelly	7.3
10. Art Fowler	7.3

### LOSSES

1. Chuck Finley	140
2. Nolan Ryan	121
3. Mike Witt	107
4. Jered Weaver	93
5. Clyde Wright	85
6. Ervin Santana	80
7. Frank Tanana	78
8. Rudy May	76
9. Mark Langston	74
10. Kirk McCaskill	74
11. Jim Abbott	74

### INNINGS PITCHED

1. Chuck Finley	2,675.0
2. Nolan Ryan	2,181.1
3. Jered Weaver	2,025.0
4. Mike Witt	1,965.1
5. Frank Tanana	1,615.1
6. John Lackey	1,501.0
7. Ervin Santana	1,475.2
8. Mark Langston	1,445.1
9. Clyde Wright	1,403.1
10. Dean Chance	1,236.2

### LOWEST WHIP\*

1. Shohei Ohtani	1.08
2. Bob Lee	1.09
3. Troy Percival	1.10
4. Art Fowler	1.11
5. Francisco Rodriguez	1.11
6. Bryan Harvey	1.12
7. Andy Messersmith	1.14
8. Dan Haren	1.14
9. Frank Tanana	1.17
10. Brendan Donnelly	1.17

### GAMES

1. Troy Percival	579
2. Scot Shields	491
3. Chuck Finley	436
4. Francisco Rodriguez	408
5. Jered Weaver	322
6. Kevin Jepsen	315
7. Mike Witt	314
8. Dave LaRoche	304
9. Mike Holtz	301
10. Nolan Ryan	291

### HITS

1. Chuck Finley	2,544
2. Mike Witt	1,932
3. Jered Weaver	1,861
4. Nolan Ryan	1,520
5. John Lackey	1,519
6. Frank Tanana	1,461
7. Ervin Santana	1,444
8. Mark Langston	1,341
9. Clyde Wright	1,310
10. Kirk McCaskill	1,191

### RELIEFER A\*

1. Bob Lee	1.97
2. Francisco Rodriguez	2.35
3. Bryan Harvey	2.49
4. Greg Minton	2.66
5. Donnie Moore	2.75
6. Don Aase	2.76
7. Mark Eichhorn	2.81
8. Dyar Miller	2.81
9. Brendan Donnelly	2.87
10. Troy Percival	2.99

### STARTS

1. Chuck Finley	379
2. Jered Weaver	322
3. Nolan Ryan	288
4. Mike Witt	272
5. John Lackey	233
6. Ervin Santana	233
7. Frank Tanana	218
8. Mark Langston	210
9. Kirk McCaskill	189
10. Clyde Wright	189

### HOME RUNS

1. Chuck Finley	254
2. Jered Weaver	246
3. Ervin Santana	203
4. Mike Witt	167
5. John Lackey	151
6. Jarrod Washburn	150
7. Frank Tanana	146
8. Mark Langston	145
9. Ramon Ortiz	136
10. Nolan Ryan	115

### FEWEST BB/9 IP\*

1. Paul Byrd	1.23
2. Dan Haren	1.70
3. Bert Blyleven	1.74
4. Don Sutton	2.05
5. Matt Shoemaker	2.13
6. Paul Hartzell	2.14
7. Joel Pineiro	2.17
8. Gary Ross	2.18
9. Ken Forsch	2.24
10. John Candelaria	2.26

### COMPLETE GAMES

1. Nolan Ryan	156
2. Frank Tanana	92
3. Mike Witt	70
4. Chuck Finley	57
5. Clyde Wright	51
6. Dean Chance	48
7. Andy Messersmith	42
8. Geoff Zahn	42
9. Rudy May	35
10. Bill Singer	35

### BASES ON BALLS

1. Nolan Ryan	1,302
2. Chuck Finley	1,118
3. Mike Witt	656
4. Mark Langston	551
5. Jered Weaver	539
6. Rudy May	484
7. Ervin Santana	475
8. Dean Chance	462
9. Clyde Wright	449
10. Kirk McCaskill	448

### FEWEST HR/9 IP\*

1. Mark Eichhorn	0.32
2. Mark Clear	0.32
3. Greg Minton	0.35
4. Ed Figueroa	0.44
5. Dean Chance	0.44
6. Nolan Ryan	0.47
7. Lloyd Allen	0.49
8. Paul Hartzell	0.49
9. Kevin Jepsen	0.51
10. Bill Singer	0.54

### SHUTOUTS

1. Nolan Ryan	40
2. Frank Tanana	24
3. Dean Chance	21
4. George Brunet	14
5. Chuck Finley	14
6. Geoff Zahn	13
7. Rudy May	12
8. Kirk McCaskill	11
9. Andy Messersmith	11
10. Mike Witt	10

### STRIKEOUTS

1. Nolan Ryan	2,416
2. Chuck Finley	2,151
3. Jered Weaver	1,598
4. Mike Witt	1,283
5. Frank Tanana	1,233
6. John Lackey	1,201
7. Ervin Santana	1,167
8. Mark Langston	1,112
9. Dean Chance	857
10. Rudy May	844

### RELIEF WINS

1. Scot Shields	42
2. Dave LaRoche	34
3. Shigetoshi Hasegawa	30
4. Troy Percival	29
5. Luis Sanchez	28
6. Francisco Rodriguez	23
7. Brendan Donnelly	23
8. Mark Clear	22
9. Minnie Rojas	21
10. Four players tied	19

ALL CAPS/BOLD — Current Angel

★ Minimum of 1000 IP

# Minimum of 500 IP as a starter

\* Minimum of 200 IP

# CLUB HISTORY

## SINGLE SEASON PITCHING

### ERA

(based on min. of 162 IP)

1.	Dean Chance	1.65	1964★
2.	Nolan Ryan	2.28	1972
3.	Shohei Ohtani	2.33	2022
4.	Chuck Finley	2.40	1990
5.	Jered Weaver	2.41	2011
6.	Frank Tanana	2.43	1976
7.	Andy Messersmith	2.52	1969
8.	Frank Tanana	2.54	1977★
9.	George Brunet	2.56	1965
10.	Chuck Finley	2.57	1989

### WINS

1.	Nolan Ryan	22	1974
	Clyde Wright	22	1970
3.	Bartolo Colon	21	2005★
	Nolan Ryan	21	1973
5.	Jered Weaver	20	2012★
	Bill Singer	20	1973
	Andy Messersmith	20	1971
	Dean Chance	20	1964★
9.	John Lackey	19	2007
	Mark Langston	19	1991
	Nolan Ryan	19	1977
	Frank Tanana	19	1976
	Nolan Ryan	19	1972

### LOSSES

1.	Kirk McCaskill	19	1991★
	Frank Tanana	19	1974
	Clyde Wright	19	1973
	George Brunet	19	1967★
5.	Jim Abbott	18	1996★
	Nolan Ryan	18	1976
	Dean Chance	18	1963

### GAMES

1.	Scot Shields	78	2005
2.	José Álvarez	76	2018
	Joe Smith	76	2014
	Francisco Rodriguez	76	2008★
5.	Dane De La Rosa	75	2013
6.	Kevin Jepsen	74	2014
	Scot Shields	74	2006
	Steve Cishek	74	2021
9.	Five players tied	72	

### STARTS

1.	Nolan Ryan	41	1974
2.	Bill Singer	40	1973
3.	Nolan Ryan	39	1976
	Nolan Ryan	39	1973
	Nolan Ryan	39	1972
	Clyde Wright	39	1970
7.	Andy Messersmith	38	1971
	Tom Murphy	38	1970
9.	Nolan Ryan	37	1977
	Clyde Wright	37	1971
	George Brunet	37	1967
	Dean Chance	37	1966

### COMPLETE GAMES

1.	Nolan Ryan	26	1974
	Nolan Ryan	26	1973
3.	Frank Tanana	23	1976
4.	Nolan Ryan	22	1977★
5.	Nolan Ryan	21	1976
6.	Frank Tanana	20	1977
	Nolan Ryan	20	1972
8.	Bill Singer	19	1973
9.	Nolan Ryan	17	1979
10.	Ed Figueroa	16	1975
	Frank Tanana	16	1975

### SHUTOUTS

1.	Dean Chance	11	1964★
2.	Nolan Ryan	9	1972★
3.	Frank Tanana	7	1977★
	Nolan Ryan	7	1976★
5.	Jim McGlothlin	6	1967
6.	Bert Blyleven	5	1989
	George Brunet	5	1968
	Nolan Ryan	5	1975
	Nolan Ryan	5	1979
	Frank Tanana	5	1975
	Geoff Zahn	5	1984

### SAVES

1.	Francisco Rodriguez	62	2008★
2.	Brian Fuentes	48	2009★
3.	Francisco Rodriguez	47	2006★
4.	Bryan Harvey	46	1991★
5.	Francisco Rodriguez	45	2005★
6.	Troy Percival	42	1998
7.	Huston Street	40	2015
	Francisco Rodriguez	40	2007
	Troy Percival	40	2002
10.	Troy Percival	39	2001

### INNINGS PITCHED

1.	Nolan Ryan	332.2	1974★
2.	Nolan Ryan	326.0	1973
3.	Bill Singer	315.2	1973
4.	Nolan Ryan	299.0	1977
5.	Frank Tanana	288.1	1976
6.	Nolan Ryan	284.1	1975
7.	Nolan Ryan	284.0	1972
8.	Dean Chance	278.1	1964★
9.	Andy Messersmith	276.2	1971
	Clyde Wright	276.2	1971

### HOME RUNS

1.	Ramon Ortiz	40	2002★
	Shawn Boskie	40	1996★
3.	Ervin Santana	39	2012★
4.	Bartolo Colon	38	2004
	Don Sutton	38	1987
6.	Jered Weaver	37	2016
	Allen Watson	37	1997★
8.	Ricky Nolasco	35	2017
9.	Jarrod Washburn	34	2003★
	Mike Witt	34	1987

### BASES ON BALLS

1.	Nolan Ryan	204	1977★
2.	Nolan Ryan	202	1974★
3.	Nolan Ryan	183	1976★
4.	Nolan Ryan	162	1973★
5.	Nolan Ryan	157	1972★
6.	Nolan Ryan	148	1978★
7.	Nolan Ryan	132	1975
8.	Bill Singer	130	1973
9.	Bo Belinsky	122	1962★
10.	Andy Messersmith	121	1971

### STRIKEOUTS

1.	Nolan Ryan	383	1973★
2.	Nolan Ryan	367	1974★
3.	Nolan Ryan	341	1977★
4.	Nolan Ryan	329	1972★
5.	Nolan Ryan	327	1976★
6.	Frank Tanana	269	1975★
7.	Frank Tanana	261	1976
8.	Nolan Ryan	260	1978★
9.	Bill Singer	241	1973
10.	Jered Weaver	233	2010★

### MOST SO/9 IP

(min. of 162 IP)

1.	Shohei Ohtani	11.87	2022★
2.	Nolan Ryan	10.57	1973★
3.	Nolan Ryan	10.43	1972★
4.	Nolan Ryan	10.35	1976★
5.	Nolan Ryan	10.26	1977★
6.	Nolan Ryan	9.97	1978★
7.	Nolan Ryan	9.93	1974★
8.	Frank Tanana	9.41	1975★
9.	Jered Weaver	9.35	2010
10.	Nolan Ryan	9.01	1979★

### FEWEST HITS/9 IP

(min. of 162 IP)

1.	Nolan Ryan	5.26	1972★
2.	Nolan Ryan	5.96	1977★
3.	Nolan Ryan	5.98	1974★
4.	Andy Messersmith	6.08	1969★
5.	Nolan Ryan	6.11	1976★
6.	Dean Chance	6.27	1964
7.	Nolan Ryan	6.57	1973
8.	Garrett Richards	6.62	2014
9.	Frank Tanana	6.62	1976
10.	Andy Messersmith	6.63	1972

### FEWEST BB/9 IP

1.	Paul Byrd	1.23	2005
2.	Dan Haren	1.25	2011★
3.	Ken Forsch	1.59	1981
4.	Bert Blyleven	1.64	1989
5.	Bartolo Colon	1.74	2005
6.	Paul Hartzell	1.81	1977
7.	Fred Newman	1.85	1964
8.	Tommy John	1.88	1983
9.	Don Sutton	1.93	1987
	Ervin Santana	1.93	2008

### LOWEST WHIP

(min. of 162 IP)

1.	Frank Tanana	0.99	1976★
2.	Dean Chance	1.01	1964
3.	Jered Weaver	1.01	2011
4.	Shohei Ohtani	1.01	2022
5.	Jered Weaver	1.02	2012★
6.	Dan Haren	1.02	2011
7.	Garrett Richards	1.04	2014
8.	George Brunet	1.06	1968
9.	Jered Weaver	1.07	2010
10.	Andy Messersmith	1.08	1969

### FEWEST HR/9 IP

(min. of 162 IP)

1.	Dean Chance	0.23	1964★
2.	Andy Messersmith	0.27	1972
	Garrett Richards	0.27	2014★
4.	Paul Hartzell	0.33	1976
5.	Nolan Ryan	0.36	1977★
	Dean Chance	0.36	1963
7.	Mike Witt	0.40	1982★
8.	George Brunet	0.41	1965
	Nolan Ryan	0.41	1976
10.	Fred Newman	0.43	1964

### RELIEF WINS

1.	Minnie Rojas	12	1967
	Jack Sanford	12	1966
3.	Mark Clear	11	1980
	Mark Clear	11	1979
5.	Jose Arredondo	10	2008
	Scot Shields	10	2005
	Shigetoshi Hasegawa	10	2000
	Dave Litch	10	1978
	Mark Petkovsek	10	1999
	Luis Sanchez	10	1983

### RELIEF APPEARANCES

1.	Scot Shields	78	2005
2.	José Álvarez	76	2018
	Joe Smith	76	2014
	Francisco Rodriguez	76	2008★
5.	Dane De La Rosa	75	2013
6.	Steve Cishek	74	2021
	Kevin Jepsen	74	2014
	Scot Shields	74	2006
9.	Ty Buttrey	72	2019
	Fernando Salas	72	2015
	Fernando Rodney	72	2010
	Minnie Rojas	72	1967

### SAVES-BLOWN SAVES PCT.

(min. 30 saves)

1.	Troy Percival	39-3	92.9	2001
2.	Troy Percival	36-3	92.3	1996★
3.	Francisco Rodriguez	47-4	92.2	2006
4.	Troy Percival	40-4	90.9	2002
5.	Ernesto Frieri	37-4	90.2	2013
	Lee Smith	37-4	90.2	1995
7.	Francisco Rodriguez	45-5	90.0	2005
8.	Francisco Rodriguez	62-7	89.9	2008
9.	Troy Percival	33-4	89.2	2003
10.	Huston Street	40-5	88.9	2015

ALL CAPS/BOLD — Current Angels

★ Led or tied for league lead

# CLUB HISTORY

## ROOKIE SEASON PITCHING

### WINS

1. Matt Shoemaker	16	2014
2. Dean Chance	14	1962
Marcelino Lopez	14	1965
Frank Tanana	14	1974
5. Jason Dickson	13	1997

### GAMES

1. Dane De La Rosa	75	2013
2. Ty Buttrey	72	2019
3. Noé Ramirez	69	2018
Bill Kelso	69	1967
4. Keynan Middleton	64	2017
José Álvarez	64	2015
Jason Bulger	64	2009
Bob Lee	64	1964

### STARTS

1. Ken McBride	36	1961
2. Frank Tanana	35	1974
3. Ron Romanick	33	1984
4. Jason Dickson	32	1997
Marcelino Lopez	32	1965

### RELIEF APPEARANCES

1. Dane De La Rosa	75	2013
2. Ty Buttrey	72	2019
3. Noé Ramirez	69	2018
Bill Kelso	69	1967
5. Keynan Middleton	64	2017
José Álvarez	64	2015
Jason Bulger	64	2009
Bob Lee	64	1964

### COMPLETE GAMES

1. Frank Tanana	12	1974
2. Ken McBride	11	1961
3. Ron Romanick	8	1984
Marcelino Lopez	8	1965
5. Mike Witt	7	1981
Paul Hartzell	7	1976

### SHUTOUTS

1. Frank Tanana	4	1974
2. Bo Belinsky	3	1962
3. Julio Valera	2	1992
Jim Abbott	2	1989
Ron Romanick	2	1984
Paul Hartzell	2	1976
Dean Chance	2	1962

### SAVES

1. Jordan Walden	32	2011
2. Ken Tatum	22	1969
3. Bob Lee	19	1964
4. Bryan Harvey	17	1988
DeWayne Buice	17	1987

### INNINGS PITCHED

1. Frank Tanana	268.2	1974
2. Ken McBride	241.2	1961
3. Ron Romanick	229.2	1984
4. Marcelino Lopez	215.1	1965
5. Dean Chance	206.2	1962

### BASES ON BALLS

1. Bo Belinsky	122	1962★
2. Ken McBride	102	1961
3. Ron Moeller	83	1961
4. Marcelino Lopez	82	1965
5. Rudy May	78	1965

### STRIKEOUTS

1. Frank Tanana	180	1974
Ken McBride	180	1961
3. Bo Belinsky	145	1962
4. Dean Chance	127	1962
5. Matt Shomaker	124	2014

### STRIKEOUTS/9 IP

(min. 50 innings pitched)


1. Troy Percival	11.40	1995
2. Shohei Ohtani	10.97	2018
3. Justin Anderson	10.90	2018
4. Ty Buttrey	10.45	2019
5. Noé Ramirez	10.26	2018

### ROOKIE ALL-STAR SELECTIONS

RHP Jordan Walden	2011
RHP Jason Dickson	1997
RHP Mark Clear	1979
RHP Ken McBride	1961

**ALL CAPS/BOLD** — Current Angels

★ Led or tied for league lead



**Dean Chance**

# CLUB HISTORY

## YEARLY LEADERS PITCHING

Year	Wins	Losses	ERA * (Starter)	ERA ** (Reliever)	Shutouts	Saves
1961	McBride (12)	McBride (15)	McBride (3.63)	Morgan (2.35)	Four with 1	Fowler, Morgan (8)
1962	Chance (14)	Belinsky, D. Lee (11)	Chance (3.10)	Fowler (2.81)	McBride (4)	Duren (9)
1963	Chance, McBride (13)	Chance (18)	McBride (3.26)	Fowler (2.42)	Four with 2	Fowler, Navarro (8)
1964	Chance# (20)	McBride (13)	Chance# (1.57)	B. Lee (1.31)	Chance# (11)	B. Lee (17)
1965	Chance (15)	Newman (16)	Brunet (2.56)	B. Lee (1.92)	Chance (4)	B. Lee (21)
1966	Brunet, Sanford (13)	Chance (17)	Chance (3.04)	B. Lee (2.74)	Brunet, Chance, Lopez (2)	B. Lee (12)
1967	Clark, McGlothlin, Rojas (12)	Brunet# (19)	Clark (2.68)	Rojas (2.52)	McGlothlin (6)	Rojas (22)
1968	Brunet (13)	Brunet# (17)	Brunet (2.82)	Pattin (2.60)	Brunet (5)	Rojas (5)
1969	Messersmith (16)	McGlothlin, Murphy (16)	Messersmith (2.62)	Tatum (1.36)	Brunet, Messersmith (2)	Tatum (22)
1970	Wright (22)	May, Murphy (13)	Wright (2.83)	Tatum (2.94)	May, Murphy (2)	Tatum (17)
1971	Messersmith (20)	Murphy, Wright (17)	May (2.91)	Queen (1.78)	Messersmith (4)	Allen (15)
1972	Ryan (19)	Ryan (16)	Ryan (2.28)	Allen (2.72)	Ryan# (9)	Allen (5)
1973	Ryan (21)	Wright (19)	Ryan (2.84)	Sells (3.71)	May, Ryan (4)	Sells (10)
1974	Ryan (22)	Tanana (19)	Hassler (2.62)	Lockwood (3.74)	Tanana (4)	Pena (3)
1975	Tanana, Figueroa (16)	Singer (15)	Tanana (2.62)	Kirkwood (2.50)	Ryan, Tanana (5)	Kirkwood (7)
1976	Tanana (19)	Ryan# (18)	Tanana (2.43)	Hartzell (3.00)	Ryan# (7)	Drago (6)
1977	Ryan (19)	Ryan (16)	Tanana (2.54)	Miller (3.02)	Tanana# (7)	LaRoche (13)
1978	Tanana (18)	Ryan (13)	Tanana (3.65)	Miller (2.66)	Tanana (4)	LaRoche (25)
1979	Frost, Ryan (16)	Ryan (14)	Frost (3.37)	Clear (3.63)	Ryan (5)	Clear (14)
1980	Tanana, Clear (11)	Aase (13)	Tanana (4.10)	Aase (2.08)	Aase, Kison, Martinez (1)	Hassler (10)
1981	Forsch (11)	Zahn (11)	Forsch (2.88)	Aase (2.34)	Forsch (4)	Aase (11)
1982	Zahn (18)	Forsch (11)	Zahn (3.73)	Hassler (2.78)	Forsch, Zahn (4)	Corbett (8)
1983	Forsch, John, Kison (11)	Witt (14)	Zahn (3.34)	Sanchez (3.66)	Zahn (3)	Sanchez (7)
1984	Witt (15)	John (13)	Zahn (3.12)	Corbett (2.03)	Zahn# (5)	Sanchez (11)
1985	Witt (15)	McCaskill (12)	Witt (3.56)	Moore (1.92)	Four with 2	Moore (31)
1986	Witt (18)	Sutton (11)	Witt (2.84)	Moore (2.97)	Witt (3)	Moore (21)
1987	Witt (16)	Witt (14)	Witt (4.01)	Minton (3.08)	Fraser, McCaskill, Reuss (1)	Buice (17)
1988	Witt (13)	Witt (16)	Witt (4.15)	Harvey (2.13)	McCaskill, Witt (2)	Harvey (17)
1989	Blyleven (17)	Witt (15)	Finley (2.57)	McClure (1.55)	Blyleven# (5)	Harvey (25)
1990	Finley (18)	Langston (17)	Finley (2.40)	Fraser (3.08)	Finley (2)	Harvey (25)
1991	Langston (19)	McCaskill# (19)	J. Abbott (2.89)	Harvey (1.60)	Finley (2)	Harvey# (46)
1992	Langston (13)	Abbott (15)	Abbott (2.77)	Grahe (1.80)	Langston, Valera (2)	Grahe (21)

**Bold** indicates club record

# Led or tied for league lead

\* Min. 150 IP as a starting pitcher that season to qualify (ERA as a starter only)

\*\* Min. 50 IP as a reliever that season to qualify (ERA as a reliever only)



# CLUB HISTORY

## YEARLY LEADERS PITCHING

Year	Wins	Losses	ERA * (Starter)	ERA ** (Reliever)	Shutouts	Saves
1993	Finley, Langston (16)	Finley (14)	Finley (3.15)	Grahe (2.86)	Finley (2)	Frey (13)
1994	Finley (10)	Finley, Leftwich (10)	Finley (4.32)	Leiter (4.35)	Finley (2)	Grahe (13)
1995	Finley, Langston (15)	Finley (12)	Finley (4.21)	Percival (1.95)	Abbott, Finley, Langston (1)	Smith (37)
1996	Finley (15)	Abbott# (18)	Finley (4.16)	Percival (2.31)	Finley, Grimsley, Springer (1)	Percival (36)
1997	Dickson, Finley (13)	Watson (12)	Finley (4.23)	Hasegawa (2.83)	Dickson, Finley, Springer (1)	Percival (27)
1998	Finley (11)	Dickson (10)	Finley (3.39)	Hasegawa (3.14)	Finley (1)	Percival (42)
1999	Finley (12)	Finley, Hill, Sparks (11)	Finley (4.43)	Magnante (3.38)	None	Percival (31)
2000	Hasegawa (10)	Schoeneweis (10)	Schoeneweis (5.45)	Fyhrie (2.39)	Cooper, Schoeneweis (1)	Percival (32)
2001	Ortiz (13)	Valdes (13)	Washburn (3.77)	Levine (2.11)	None	Percival (39)
2002	Washburn (18)	Appier (12)	Washburn (3.15)	Percival (1.92)	Ortiz, Sele (1)	Percival (40)
2003	Ortiz (16)	Lackey (16)	Washburn (4.43)	Donnelly (1.58)	Lackey (2)	Percival (33)
2004	Colon (18)	Lackey (13)	Escobar (3.93)	Rodriguez (1.82)	Lackey, Washburn (1)	Percival (33)
2005	Colon# (21)	Byrd, Shields (11)	Washburn (3.20)	Rodriguez (2.67)	Byrd, Santana, Washburn (1)	Rodriguez# (45)
2006	Santana (16)	Escobar (14)	Lackey (3.56)	Rodriguez (1.73)	Lackey# (2)	Rodriguez# (47)
2007	Lackey (19)	Santana (14)	Lackey# (3.01)	Rodriguez (2.81)	Lackey# (2)	Rodriguez (40)
2008	Saunders (17)	Weaver (10)	Saunders (3.41)	Arredondo (1.62)	Santana (1)	<b>Rodriguez# (62)</b>
2009	Saunders, Weaver (17)	Lackey, Weaver, Santana (8)	Weaver (3.75)	Oliver (2.74)	Santana, Weaver (2)	Fuentes# (48)
2010	Santana (17)	Kazmir (15)	Weaver (3.01)	Jepsen (3.97)	Piniero, Santana, Saunders (1)	Fuentes (23)
2011	Weaver (18)	Santana (12)	Weaver (2.41)	Downs (1.34)	Haren (3)	Walden (32)
2012	Weaver# (20)	Santana, Haren (13)	Weaver (2.81)	Frieri (2.32)	Weaver (2)	Frieri (23)
2013	Wilson (17)	Blanton (14)	Weaver (3.27)	De La Rosa (2.86)	Vargas (2)	Frieri (37)
2014	Weaver (18)	Wilson (10)	Richards (2.61)	Smith (1.81)	Richards, Wilson (1)	Street (17)
2015	Richards (15)	Richards, Weaver (12)	Santiago (3.59)	Ramos (2.75)	Richards, Weaver (1)	Street (40)
2016	Weaver (12)	Shoemaker (13)	Shoemaker (3.88)	Guerra (3.21)	Nolasco, Shoemaker, Weaver (1)	Street (9)
2017	Ramirez, JC (11)	Nolasco (15)	Bridwell (3.64)	Parker (2.54)	Nolasco (1)	Norris (19)
2018	Barria (10)	Heaney, Skaggs (10)	Heaney (4.15)	Álvarez (2.71)	Heaney (1)	Parker (14)
2019	Pena (8)	Barria (10)	No qualifiers	Robles (2.51)	None	Robles (23)
2020	Bundy (6)	Sandoval (10)	Bundy^ (3.29)	Mayers^^ (2.10)	None	Buttrey (5)
2021	Ohtani (9)	Bundy (9)	No qualifiers	Iglesias (2.57)	None	Iglesias (34)
2022	Ohtani (15)	Ohtani (9)	Ohtani (2.33)	Herget (2.45)	Detmers, Sandoval (1)	Iglesias (16)
2023	Ohtani (10)	Sandoval (13)	No qualifiers	Estévez (3.90)	Ohtani (1)	Estévez (31)

**Bold face** indicates club record

# Led or tied for league lead

\* Min. 150 IP as a starting pitcher that season to qualify (ERA as a starter only)

\*\* Min. 50 IP as a reliever that season to qualify (ERA as a reliever only)

^ Min 50 IP as a starter due to 60-game season (ERA as a starter only)

^^ Min 20 IP as a reliever due to 60-game season (ERA as a starter only)

# CLUB HISTORY

## YEARLY LEADERS PITCHING

Year	Games	Starts	Complete Games	Innings	Strikeouts	Walks
1961	Morgan (59)	McBride (36)	McBride (11)	McBride (242)	McBride (180)	Grba (115)
1962	Spring (57)	Belinsky, D. Lee (31)	Chance, McBride (6)	Chance (207)	Belinsky (145)	Belinsky# (122)
1963	Fowler, Navarro (57)	McBride (36)	McBride (11)	McBride (251)	Chance (168)	Chance (90)
1964	B. Lee (64)	Chance (35)	Chance# (15)	Chance# (278.1)	Chance (207)	Chance (86)
1965	B. Lee (69)	Newman (36)	Chance, Newman (10)	Newman (260.2)	Chance (164)	Chance (101)
1966	B. Lee (61)	Chance (37)	Chance (11)	Chance (259.2)	Chance (180)	Chance# (114)
1967	Rojas (72)	Brunet (37)	McGlothlin (9)	Brunet (250)	Brunet (165)	Brunet (90)
1968	Burgmeier (56)	Brunet (36)	Brunet, McGlothlin (8)	Brunet (245.1)	McGlothlin (135)	Brunet (68)
1969	Fisher (52)	McGlothlin, Murphy (35)	Messersmith (10)	Messersmith (250)	Messersmith (211)	Messersmith (100)
1970	Fisher (67)	Wright (39)	Wright (7)	Wright (260.2)	May (164)	Wright (88)
1971	Fisher (43)	Messersmith (38)	Messersmith (14)	Messersmith, Wright (276.2)	Messersmith (179)	Messersmith (121)
1972	Fisher (43)	Ryan (39)	Ryan (20)	Ryan (284)	Ryan# (329)	Ryan# (157)
1973	Sells (51)	Singer (40)	Ryan (26)	Ryan (326)	Ryan# (383)	Ryan# (162)
1974	Ryan (42)	Ryan (41)	Ryan (26)	Ryan# (332.2)	Ryan# (367)	Ryan# (202)
1975	Scott (50)	Tanana (33)	Tanana, Figueroa (16)	Tanana (257.1)	Tanana# (269)	Ryan (132)
1976	Drago (43)	Ryan (39)	Tanana (23)	Tanana (288.1)	Ryan# (327)	Ryan# (183)
1977	LaRoche (46)	Ryan (37)	Ryan# (22)	Ryan (299)	Ryan# (341)	Ryan# (204)
1978	LaRoche (59)	Tanana (33)	Ryan (14)	Tanana (239.1)	Ryan# (260)	Ryan# (148)
1979	LaRoche (53)	Ryan (34)	Ryan (17)	Frost (239)	Ryan# (239)	Ryan (114)
1980	Clear (58)	Tanana (31)	Tanana (7)	Tanana (204)	Tanana (113)	Aase (66)
1981	Hassler (42)	Zahn (25)	Forsch (10)	Zahn (161.1)	Witt (75)	Witt (47)
1982	Hassler (54)	Forsch (35)	Forsch, Zahn (12)	Zahn (229.1)	Kison (86)	Zahn (65)
1983	Sanchez (56)	John (34)	Forsch, Zahn (11)	John (234.2)	Kison (83)	Witt (75)
1984	Sanchez (49)	Witt (34)	Witt, Zahn (9)	Witt (246.2)	Witt (196)	Witt (84)
1985	Moore (65)	Witt (35)	McCaskill, Romanick, Witt (6)	Witt (250)	Witt (180)	Witt (98)
1986	Moore (49)	Witt, Sutton (34)	Witt (14)	Witt (269)	Witt (208)	McCaskill (92)
1987	Buice (57)	Witt (36)	Witt (10)	Witt (247)	Witt (192)	Witt (84)
1988	Harvey (50)	Witt (34)	Witt (12)	Witt (249.2)	Witt (133)	Witt (87)
1989	Minton (62)	Blyleven, Witt (33)	Finley (9)	Blyleven (241)	Finley (156)	Finley (82)
1990	Eichhorn (60)	Abbott, Langston (33)	Finley (7)	Finley (236)	Langston (195)	Langston (104)
1991	Eichhorn (70)	J. Abbott, Finley, Langston (34)	Langston (7)	Langston (246.1)	Langston (183)	Finley (101)
1992	Crim (57)	Langston (32)	Langston (9)	Langston (229)	Langston (174)	Finley (98)
1993	Frey (55)	Finley, Langston (35)	Finley# (13)	Langston (256.1)	Langston (196)	Langston (85)
1994	B. Patterson (47)	Finley (25)	Finley (7)	Finley# (183.1)	Finley (148)	Finley (71)

CLUB HISTORY

# CLUB HISTORY

## YEARLY LEADERS PITCHING

Year	Games	Starts	Complete Games	Innings	Strikeouts	Walks
1995	Patterson, Percival (62)	Finley (32)	Finley, Langston (2)	Finley (203)	Finley (195)	Finley (93)
1996	James (69)	Finley (35)	Finley (4)	Finley (238)	Finley (215)	Finley (94)
1997	Holtz (66)	Watson (34)	Finley, Springer (3)	Dickson (203.2)	Finley (155)	Springer, Watson (73)
1998	Percival (67)	Finley (34)	Finley, Watson, Olivares (1)	Finley (223.1)	Finley (212)	Finley (109)
1999	Hasegawa, Petkovsek (64)	Finley (33)	Olivares (3)	Finley (213.1)	Finley (200)	Finley (94)
2000	Hasegawa (66)	Schoeneweis (27)	Ortiz (2)	Schoeneweis (170)	Schoeneweis (78)	Schoeneweis (67)
2001	Levine (64)	Ortiz, Schoeneweis (32)	Ortiz (2)	Ortiz (208.2)	Ortiz (135)	Schoeneweis (77)
2002	Weber (63)	Appier, Ortiz, Washburn (32)	Ortiz (4)	Ortiz (217.1)	Ortiz (162)	Ortiz (68)
2003	Donnelly (63)	Lackey (33)	Lackey, Wasburn (2)	Washburn (207.1)	Lackey (151)	Lackey (66)
2004	Rodriguez (69)	Colon (34)	Lackey, Washburn (1)	Colon, Escobar (208.1)	Escobar (191)	Escobar (76)
2005	<b>Shields (78)</b>	Colon, Lackey (33)	Byrd, Colon (2)	Colon (222.2)	Lackey (199)	Lackey (71)
2006	Shields (74)	Lackey, Santana (33)	Lackey (3)	Lackey (217.2)	Lackey (190)	Lackey (72)
2007	Shields (71)	Lackey (33)	Escobar (3)	Lackey (224)	Lackey (179)	Lackey (66)
2008	Rodriguez (76)	Garland, Santana (32)	Lackey (3)	Santana (219)	Santana (214)	Garland (59)
2009	Fuentes (65)	Weaver (33)	Weaver (4)	Weaver (211)	Weaver (174)	Weaver (66)
2010	Rodney (72)	Weaver (34)	Santana (4)	Weaver (224.1)	Weaver# (233)	Kazmir (79)
2011	Walden (62)	Haren (34)	Haren, Weaver, Santana (4)	Haren (238.1)	Weaver (198)	Santana (72)
2012	Downs (57)	Wilson# (34)	Weaver (3)	Wilson (202.1)	Wilson (173)	Wilson (91)
2013	De La Rosa (75)	Wilson (33)	Vargas (3)	Wilson (212.1)	Wilson (188)	Wilson (85)
2014	Smith (76)	Weaver (34)	Weaver, Wilson, Richards (1)	Weaver (213.1)	Weaver (169)	Wilson (85)
2015	Salas (72)	Richards, Santiago (32)	Weaver, Richards (1)	Richards (207.1)	Richards (176)	Richards (76)
2016	Álvarez (64)	Weaver (31)	Four with 1	Weaver (178)	Shoemaker (143)	Santiago (57)
2017	Parker (71)	Nolasco (33)	Nolasco (1)	Nolasco (181)	Nolasco (143)	Nolasco (58)
2018	Álvarez (76)	Heaney (30)	Heaney (1)	Heaney (180)	Heaney (180)	Barria (47)
2019	Buttrey (72)	Heaney (18)	None	Cahill (102.1)	Heaney (118)	Cahill (39)
2020	Mayers (29)	Heaney (12)	Bundy (1)	Heaney (66.2)	Bundy (72)	Canning (23)
2021	Cishek (74)	Ohtani (23)	Suarez (1)	Ohtani (130.1)	Ohtani (156)	Guerra (46)
2022	Loop (65)	Ohtani (28)	Detmers, Sandoval (1)	Ohtani (166)	Ohtani (219)	Sandoval (60)
2023	Estévez (63)	Sandoval, Detmers (28)	Ohtani (1)	Detmers (148.2)	Detmers (168)	Sandoval (74)

# Led or tied for League lead  
**Bold face indicates club record**

# CLUB HISTORY

## CLUB PITCHING YEAR BY YEAR

	ERA	CG	SHO	SV	IP	H	R	ER	HR	HB	BB	SO	WP
1961	4.31	25	5	28	1438	1391	784	689	180	34	713	973	53
1962	3.70	23	15	46	1466	1412	706	602	118	49	616	858	39
1963	3.52	30	13	21	1455.1	1317	660	570	120	52	578	889	48
1964	2.91	30	28	41	1450.2	1273	551	469	100	50	530	965	42
1965	3.17	39	14	33	1441.2	1259	569	508	91	27	563	847	52
1966	3.56	31	12	40	1457.1	1364	643	577	136	38	511	836	49
1967	3.19	19	14	44	1430.1	1246	587	507	118	40	525	892	61
1968	3.43	29	11	31	1437	1234	615	548	131	33	519	869	68
1969	3.54	25	9	39	1438.1	1294	652	566	126	51	517	885	64
1970	3.48	21	10	49	1462.1	1280	630	566	154	43	559	922	52
1971	3.10	39	11	32	1481	1246	576	510	101	36	607	904	60
1972	3.06	57	18	16	1377.2	1109	533	469	90	28	620	1000	49
1973	3.57	72★	13	19	1456.1	1351	657	577	104	41	614	1010★	56
1974	3.52	64	13	12	1439	1339	657	563	101	47	649	986★	50
1975	3.89	59	19	16	1453.1	1366	723	628	123	39	643	975★	57
1976	3.36	64	15	17	1477.1	1323	631	551	95	38	553	992★	22
1977	3.76	53	13	26	1437.2	1383	695	600	136	47	572	965★	56
1978	3.65	44	13	33	1455.2	1382	666	590	125	32	599	892★	36
1979	4.34	46	9	33	1436	1463	768	692	131	33	573	820★	53
1980	4.52	22	6	30	1428.1	1548	797	717	141	39	529	725	32
1981	3.71	27	8	19	971.1	958	453	400	81	21	323	426	18
1982	3.82	40	10	27	1464	1436	670	621	124	42	482	728	36
1983	4.32	39	7	23	1474★	1636	779	708	130	30	496	668	51
1984	3.96	36	12	26	1458	1526	697	641	143	27	474	754	44
1985	3.91	22	8	41	1457.1	1453	703	633	171	27	514	767	45
1986	3.85	29	12	40	1455.2	1356	684	622	153	27	478	955	44
1987	4.38	20	7	36	1457.1	1481	803	709	212	32	504	941	54
1988	4.32	26	9	33	1455.2	1530	771	698	135	42	568	817	68
1989	3.28	32★	20	38	1454.1	1384	578	530	113	29	465	896	51
1990	3.79	21	13	42	1454	1482	706	613	106	38	544	944	50
1991	3.69	18	10	50	1441.2	1351	749	591	141	38	543	990	49
1992	3.84	26★	13	42	1446	1449	671	617	130	39	532	888	42
1993	4.34	26★	6	41	1430.1	1482	770	690	153	51	550	843	55
1994	5.42	11	4	21	1027	1149	660	618	150	45★	436	682	48
1995	4.52	8	9	42	1284.1	1310	697	645	163	43	486	901	42
1996	5.30	12	8	38	1439	1546	943	847	219	84★	662	1052	80
1997	4.52	9	5	39	1454.2	1506	794	730	202★	54	605	1050	57
1998	4.49	3	5	52	1444	1481	783	720	164	47	630	1091	70
1999	4.79	4	7	37	1431.1	1472	826	762	177	56	624	877	65★
2000	5.00	5	3	46★	1448	1534	869	805	228	36	662	846	47
2001	4.20	6	1	43	1437.2	1452	730	671	168	64	525	947	46
2002	3.69	7	14	54★	1452.1★	1345	644	595	169	49	509	999	52
2003	4.28	5	9	39	1431.1	1444	743	680	190	76	486	980	53
2004	4.28	2	11	50	1454.1	1476	734	692	170	44	502	1164★	61
2005	3.68	7	11	54★	1464.1	1419	643	598	158	48	443	1126★	70
2006	4.04	5	12	50	1452.2★	1410★	732	652	158	50	471	1164★	85★
2007	4.23	5	9	43	1435	1480	731	674	151	51	477	1156	69
2008	3.99	7	10	66★	1451.1	1455	697	644	159	63	457	1106	50
2009	4.45	9	13★	51★	1445	1513	761	715	180	58	523	1062	67
2010	4.04	10	9	39	1449.1	1422	702	651	148	46	565	1130	80
2011	3.57	12	11	39	1465	1388	633	581	142	36	476	1058	55
2012	4.02	6	16★	38	1433.1	1339	699	640	186	40	583	1157	38
2013	4.23	4	12	41	1457.2	1475	737	685	167	45	533	1200	74
2014	3.58	3	13	46	1482.2★	1307	630	590	126	63	504	1342	74
2015	3.45	2	12	46	1440.2	1355	675	630	166	71	466	1221	61
2016	4.28	4	12	29	1421.1	1480	727	676	208	56	498	1136	47
2017	4.20	1	10	43	1440.2	1373	709	672	224	44	470	1312	57
2018	4.15	1	9	35	1437.1	1353	722	662	205	65	546	1386	87
2019	5.12	0	2	32	1442.2	1417	868	820	267	82	576	1404	98
2020	4.49	1	0	12	525.1	492	321	297	82	21	199	523	25
2021	4.69	1	4	39	1421.2	1373	804	741	188	76	592★	1453	56
2022	3.77	2	2	38	1435.2	1241	668	601	168	60	540	1383	64
2023	4.64	1	1	43	1431.2	1394	829	738	209	88	636	1445	70

★ Led or tied for league lead

## ANGELS BY THE DECADES

YEARS	RECORD/PCT.	.500-or-BETTER SEASONS
1961-1969	685-770 (.471)	3
1970-1979	781-831 (.484)	3
1980-1989	783-783 (.500)	5
1990-1999	738-817 (.475)	4
2000-2009	900-720 (.556)	7
2010-2019	822-798 (.507)	4
2020-	249-297 (.456)	0

# CLUB HISTORY

## CLUB FIELDING YEAR BY YEAR

YEAR	PCT.	PO	A	E	TC	DP	TP	PB
1961	.969	4314	1756	192	6262	154	0	24
1962	.972	4393	1791	175	6364	153	0	16
1963	.974	4366	1837	163	6366	155	0	18
1964	.978	4352	1851	138	6341	168	0	8
1965	.981	4325	1874	123	6322	149	0	20
1966	.979	4377	1861	136	6369	186	0	16
1967	.982★	4281	1711	111	6113	135	0	17
1968	.977	4311	1712	140	6163	156	0	18
1969	.978	4315	1760	136	6211	164	0	30
1970	.980	4387	1775	127	6289	169	1	27
1971	.980	4443	1891	131	6465	159	0	25
1972	.981	4133	1607	114	5854	135	1	21
1973	.975	4369	1689	156	6214	153	0	16
1974	.976	4317	1721	147	6185	150	0	23
1975	.971	4360	1705	184	6249	164	0	12
1976	.977	4432	1840	150	6422	139	0	15
1977	.978	4313	1693	147	6153	137	2★	5
1978	.978	4367	1624	136	6127	136	0	5
1979	.978	4308	1602	135	6045	172	0	12
1980	.978	4285	1576	134	5995	144	0	10
1981	.977	2914	1286	101	4301	120	0	6
1982	.983	4392	1984★	108	6484★	171	0	4
1983	.977	4422★	2077★	154	6653★	190★	0	6
1984	.982★	4374	1803	124	6325	170	0	17
1985	.982★	4372	1841	112	6325	202★	0	8
1986	.983	4368	1718	107	6193	156	0	12
1987	.981	4372	1640	117	6129	162	0	11
1988	.979	4367	1825	135	6327	175	0	9
1989	.985	4363	1887★	96	6346	173	0	14
1990	.978	4362	1871★	142	6375★	186★	0	15
1991	.984	4325	1858★	102	6285	156	0	23
1992	.979	4338	1810	134	6282	172	0	5
1993	.980	4291	1694	120	6105	161	0	10
1994	.983	3081	1196	76	4353	110	0	11
1995	.982	3853	1416	95	5364	120	0	13
1996	.979	4317	1702	128	6147	156	1★	12
1997	.980	4364	1592	123	6079	140	1★	19
1998	.983	4332	1646	106	6084	146	0	28
1999	.983	4294	1723	106	6123	156	0	20
2000	.978	4344	1746	134	6224	182	0	6
2001	.983	4313	1690	103	6106	142	0	16
2002	.986	4357★	1575	87	6019	151	0	7
2003	.982	4294	1517	105	5916	138	0	11
2004	.985	4363	1511	90	5964	126	0	11
2005	.986★	4393	1670	94	6191	154	0	6
2006	.979	4358★	1545	124	6027	154	0	8
2007	.983	4305	1550	101	5956	154	0	10
2008	.985	4354	1646	91	6083	174	0	11
2009	.986	4335	1623	85	6043	154	0	11
2010	.981	4348	1562	113	6023	116	0	16
2011	.985	4395	1723	93	6211	157	0	7
2012	.984	4300	1578	98	5976	141	0	11
2013	.981	4373	1500	112	5985	135	0	7
2014	.986★	4357★	1482	91	6013	127	0	5
2015	.984	4322	1491	93	5906	108	0	13
2016	.983	4264	1483	97	5844	148	0	7
2017	.986	4322	1462	80	5864	135	0	10
2018	.987	4312	1502	76	5890	173★	0	18
2019	.984	4328	1469	92	5889	118	0	11
2020	.983	1576	560	36	2097	36	0	3
2021	.989	4265	1418	88	5771	131	0	18
2022	.985	4307	1382	84	5773	134	0	10
2023	.983	4295	1284	95	5674	125	1★	9

★ Led League

### GAMES PLAYED BY POSITION

CATCHER	FIRST BASE	SECOND BASE	THIRD BASE
1. Bob Boone ..... 962	1. Wally Joyner ..... 879	1. Bobby Grich ..... 1,099	1. Troy Glaus ..... 778
2. Buck Rodgers ..... 894	2. Rod Carew ..... 718	2. Adam Kennedy ..... 969	2. Doug DeCinces ..... 749
3. Bengie Molina ..... 685	3. Albert Pujols ..... 613	3. Howie Kendrick ..... 967	3. Jack Howell ..... 600
4. Jeff Mathis ..... 411	4. Darin Erstad ..... 580	4. Bobby Knoop ..... 801	4. Chone Figgins ..... 540
5. Mike Napoli ..... 406	5. J.T. Snow ..... 487	5. Sandy Alomar ..... 703	5. Paul Schaaf ..... 489
6. Lance Parrish ..... 386	6. Jim Spencer ..... 473	6. Jerry Remy ..... 432	6. Carney Lansford ..... 424
7. Chris Iannetta ..... 380	7. Scott Spiezio ..... 391	7. Billy Moran ..... 364	7. Ken McMullen ..... 417
8. Jose Molina ..... 348	8. Jared Walsh ..... 328	8. Johnny Ray ..... 363	8. Dave Chalk ..... 399
9. Brian Downing ..... 310	9. Kendrys Morales ..... 312	9. Rob Wilfong ..... 323	9. Alberto Callaspo ..... 398
10. Jorge Fabregas ..... 309	10. Casey Kotchman ..... 310	10. <b>LUIS RENGIFO</b> ..... 305	10. Felix Torres ..... 317
SHORTSTOP	DESIGNATED HITTER	OUTFIELD	
1. Jim Fregosi ..... 1,366	1. Shohei Ohtani ..... 627	1. Garrett Anderson ..... 1,755	All CAPS/BOLD — Current Angels
2. Erick Aybar ..... 1,134	2. Brian Downing ..... 598	2. <b>MIKE TROUT</b> ..... 1,408	
3. Dick Schofield ..... 1,073	3. Chili Davis ..... 586	3. Tim Salmon ..... 1,267	
4. Gary DiSarcina ..... 1,069	4. Albert Pujols ..... 560	4. Kole Calhoun ..... 944	
5. Andrelton Simmons ..... 559	5. Don Baylor ..... 516	5. Brian Downing ..... 722	
6. David Eckstein ..... 528	6. Reggie Jackson ..... 374	6. Darin Erstad ..... 708	
7. Orlando Cabrera ..... 446	7. Tim Salmon ..... 358	7. Torii Hunter ..... 666	
8. Dave Chalk ..... 323	8. Frank Robinson ..... 250	8. Jim Edmonds ..... 654	
9. Joe Koppe ..... 260	9. Vladimir Guerrero ..... 240	9. Vladimir Guerrero ..... 599	
10. Tim Lincecum ..... 213	10. Garrett Anderson ..... 236	10. Devon White ..... 595	
LEFT FIELD	CENTER FIELD	RIGHT FIELD	
1. Garrett Anderson ..... 1,236	1. <b>MIKE TROUT</b> ..... 1,320	1. Tim Salmon ..... 1,264	
2. Brian Downing ..... 722	2. Gary Pettis ..... 567	2. Kole Calhoun ..... 942	
3. Rick Reichardt ..... 516	3. Jim Edmonds ..... 566	3. Vladimir Guerrero ..... 599	
4. Luis Polonia ..... 456	4. Devon White ..... 464	4. Leroy Stanton ..... 467	
5. Justin Upton ..... 349	5. Darin Erstad ..... 454	5. Torii Hunter ..... 316	
6. Leon Wagner ..... 342	6. Garrett Anderson ..... 404	6. Reggie Jackson ..... 275	
7. Juan Rivera ..... 339	7. Albie Pearson ..... 386	7. Dan Ford ..... 265	
8. Joe Rudi ..... 331	8. Fred Lynn ..... 377	8. Bobby Bonds ..... 238	
9. Darin Erstad ..... 260	9. Mickey Rivers ..... 369	9. Bobby Abreu ..... 230	
10. Orlando Palmeiro ..... 219	10. Peter Bourjos ..... 352	10. Dave Winfield ..... 223	



# CLUB HISTORY

## HIGHEST FIELDING PCT. BY POSITION

### (100-OR-MORE GAMES)

POSITION	PLAYER	PCT	YEAR	G	PO	A	E	TC
Catcher	Bengie Molina	.999	2002	121	707	60	1	768
First Base	Scott Spiezio	.999	2001	105	819	74	1	894
Second Base	Bobby Grich	.997	1985	116	224	380	2	606
Shortstop	David Eckstein	.988	2004	138	198	309	6	513
	Orlando Cabrera	.988	2005	141	229	347	7	583
Third Base	Corney Lansford	.983	1979	157	135	263	7	405
Outfield	Ken Berry	1.000	1972	116	272	13	0	285
	Bobby Clark	1.000	1982	102	88	2	0	90
	Brian Downing	1.000	1984	131	272	5	0	277
		1.000	1982	158	321	9	0	330
	Torii Hunter	1.000	2008	137	350	4	0	354
	Mike Trout	1.000	2018	125	271	7	0	278
		1.000	2015	156	428	7	0	435
	Juan Lagares	1.000	2021	112	167	5	0	172
Pitcher#	Tommy John	1.000	1983	34	16	39	0	55
	Bert Blyleven	1.000	1989	33	14	38	0	52

# 50-or-more total chances

### ANGELS TRIPLE PLAYS

- June 26, 1970 at Kansas City...“around the horn” on a ground ball hit by Amos Otis; Chico Ruiz (3b) to Sandy Alomar (2b) to Billy Cowan (1b).
- June 27, 1972 at Minnesota...fly ball hit by Jim Nettles and ensuing rundown of runners originally at second (Steve Braun) and third (Harmon Killebrew), Jim Spencer (lf) to Ken McMullen (3b) to Sandy Alomar (2b) to Leo Cardenas (ss).
- July 14, 1977 vs. Seattle...“around the horn” on a ground ball hit by Lee Stanton; Ron Jackson (3b) to Jerry Remy (2b) to Tony Solaita (1b).
- July 23, 1977 at Minnesota...line drive hit by Lyman Bostock with runners being doubled off second (Jerry Terrell) and first (Mike Cabbage) bases; Rance Mulliniks (ss) to Jerry Remy (2b) to Tony Solaita (1b).
- Sept. 8, 1996 at Minnesota...“around the horn” on a ground ball hit by Ron Coomer; Jack Howell (3b) to Rex Hudler (2b) to J.T. Snow (1b).
- July 5, 1997 vs. Seattle...deep fly hit by Rich Amaral with runners being doubled off second (Russ Davis) and first (Dan Wilson) bases; Garret Anderson (cf) to Gary DiSarcina (ss) to Darin Erstad (1b).
- August 18, 2023 vs. Tampa Bay...ground ball hit to shortstop by Harold Ramirez with runners on third (Yandy Diaz) and first (Randy Arozarena); Luis Rengifo (ss) to Brandon Drury (2b) to Nolan Schanuel (1b) to Logan O’Hoppe (c) to tag Diaz out at home...triple play confirmed after unsuccessful challenge by TB.

### OPPONENTS TRIPLE PLAYS

- Sept. 28, 1963 at Boston...Felix Torres hit comebacker to Bob Heffner who started unique triple play; Heffner (p) to Frank Malzone (3b) to Ed Bressoud (ss) to Felix Mantilla (2b), who was covering first base.
- Aug. 18, 1966 at Minnesota...“around the horn” on ground ball hit by Frank Malzone; Rich Rollins (3b) to Cesar Tovar (2b) to Harmon Killebrew (1b).
- May 10, 1979 at Boston...line drive hit by Joe Rudi with runners being doubled off second (Rod Carew) and first (Don Baylor) bases; Jerry Remy (2b) to Rick Burleson (ss) to George Scott (1b).
- May 16, 1979 vs. Milwaukee...“around the horn” on a ground ball hit by Bobby Grich; Sal Bando (3b) to Paul Molitor (2b) to Cecil Cooper (1b).
- July 23, 1979 at Boston...line drive hit by Willie Aikens with runners being doubled off second (Dan Ford) and first (Don Baylor) bases; Rick Burleson (ss) to Carl Yastrzemski (1b).
- Apr. 27, 1981 at Oakland...line drive hit by Don Baylor with runners being doubled off second (John Harris) and first (Ed Ott) bases; Rob Picciolo (ss) to Dave Revering (1b).
- Aug. 8, 1983 vs. Minnesota...line drive hit by Ron Jackson with runners doubled off second (Bobby Grich) and first (Reggie Jackson) bases; Gary Gaetti (3b) to John Castino (2b) to Kent Hrbek (1b).
- Aug. 25, 1992 at Baltimore...line drive hit by Gary Gaetti with runners being doubled off third (Tim Salmon) and first (Chad Curtis) bases; Leo Gomez (3b) to Randy Milligan (1b).
- July 7, 2004 at Chicago (A.L.)...“around the horn” on ground ball hit by Bengie Molina; Joe Crede (3b) to Juan Uribe (2b) to Paul Konerko (1b).
- June 1, 2017 vs. Minnesota...“around the horn” on ground ball hit by Jeffry Marte; Miguel Sano (3b) to Brian Dozier (2b) to Joe Mauer (1b).
- Aug. 16, 2018 at Texas...ground ball hit to third by David Fletcher; Jurickson Profar (3b) tagged runner (Taylor Ward) at third base, stepped on third base for force out of runner from second (Eric Young Jr.) and throws to Rounoud Odor (2b) for force out of runner from first (Kole Calhoun).
- Sept. 20, 2022 at Texas...ground ball hit to third by Max Stassi; Josh Jung (3b) stepped on third base to force out runner from second base (Mike Ford) and throws to Marcus Semien (2b) for force out of runner from first (Magneuris Sierra), Semien throws to first baseman Nathaniel Lowe (1b) to force Stassi.

# CLUB HISTORY

## DAY BY DAY BEST/WORST RECORDS

GAME NO.	BEST RECORD	(# - Last Time)	WORST RECORD	(# - Last Time)	GAME NO.	BEST RECORD	(# - Last Time)	WORST RECORD	(# - Last Time)
1.	1-0	(31-'21)	0-1	(31-'22)	82.	51-31	('07)	30-52	('69)
2.	2-0	(10-'07)	0-2	(9-'22)	83.	51-32	('05, '07)	31-52	('69, '80)
3.	3-0	(4-'07)	0-3	('76, '92, '14)	84.	52-32	('05)	31-53	('69)
4.	4-0	('70)	0-4	('76, '92)	85.	52-33	(4-'07)	31-54	('69)
5.	5-0	('70)	1-4	(8-'16)	86.	53-33	('89, '95)	32-54	('69)
6.	5-1	('70, '07)	1-5	('61, '19)	87.	54-33	('95)	32-55	('69)
7.	5-2	(9-'21)	1-6	('61, '19)	88.	55-33	('95)	33-55	('69, '80)
8.	6-2	(4-'21)	1-7	('61)	89.	56-33	('95)	33-56	('80)
9.	6-2-1	('74)	1-8	('61)	90.	56-34	('95)	33-57	('80)
10.	7-2-1	('74)	2-8	('61, '13)	91.	56-35	('95)	34-57	('80)
11.	8-3	(4-'18)	3-8	('61, '02, '13)	92.	57-35	('95)	34-58	('80)
12.	9-3	('79, '82, '18)	4-8	(7-'13)	93.	57-36	('95)	34-59	('80)
13.	10-3	('79, '82, '18)	4-9	('61, '12, '13)	94.	58-36	('95)	34-60	('80)
14.	11-3	('79, '18)	4-10	('61, '13)	95.	59-36	('95)	34-61	('80)
15.	12-3	('79, '18)	5-10	(5-'13)	96.	60-36	('95)	35-61	('80)
16.	13-3	('18)	5-11	('61, '76)	97.	60-37	('95)	36-61	('80)
17.	13-4	('18)	5-12	('61, '76)	98.	61-37	('95)	37-61	('80)
18.	13-5	('82, '93, '18)	6-12	(4-'12)	99.	61-38	('95)	37-62	('80)
19.	14-5	('82)	6-13	('76, '02, '12)	100.	62-38	('95)	37-63	('80)
20.	14-6	('78, '82)	6-14	('02, '12)	101.	63-38	('95)	38-63	('80)
21.	15-6	('82)	7-14	(4-'20)	102.	64-38	('95)	38-64	('80)
22.	15-7	('82)	7-15	('76, '12, '20)	103.	64-39	('95, '08)	39-64	('80)
23.	16-7	('82)	7-16	('76)	104.	64-40	('95, '08)	40-64	('80)
24.	16-8	('82, '18)	8-16	('76, '20)	105.	65-40	('08)	40-64-1	('74)
25.	17-8	('82)	8-17	('20)	106.	66-40	('08)	41-65	('69)
26.	17-9	(4-'95)	8-18	('20)	107.	67-40	('08)	41-65-1	('74)
27.	18-9	('70, '78, '95)	8-19	('20)	108.	68-40	('08)	42-66	('69)
28.	18-10	(5-'22)	9-19	('61, '20)	109.	69-40	('08)	43-66	('69)
29.	19-10	('70, '04)	9-20	('20)	110.	69-41	('08)	43-66-1	('74)
30.	20-10	('70, '04)	9-21	('20)	111.	69-42	('08)	43-67-1	('74)
31.	21-10	('70, '04)	9-22	('20)	112.	70-42	('08)	43-68-1	('74)
32.	22-10	('70, '04)	10-22	('20)	113.	70-43	('08)	43-69-1	('74)
33.	22-11	('70, '04)	11-22	(4-'20)	114.	71-43	('08)	44-69-1	('74)
34.	23-11	('70, '04)	11-23	('69)	115.	72-43	('08)	45-69-1	('74)
35.	23-12	('70, '04)	11-24	('69)	116.	73-43	('08)	45-70-1	('74)
36.	24-12	('70, '04)	11-25	('69)	117.	74-43	('08)	45-71-1	('74)
37.	25-12	('70, '04)	11-26	('69)	118.	75-43	('08)	46-71-1	('74)
38.	25-13	(4-'04)	11-27	('69)	119.	75-44	('08)	46-72-1	('74)
39.	26-13	(4-'04)	11-28	('69)	120.	75-45	('08)	47-72-1	('74)
40.	26-14	(4-'04)	12-28	('69)	121.	76-45	('08)	48-72-1	('74)
41.	27-14	('70, '82, '89)	13-28	('69)	122.	76-46	('08)	48-73-1	('74)
42.	28-14	('70)	13-29	('69)	123.	76-47	('08)	48-74-1	('74)
43.	28-15	(4-'04)	14-29	('69)	124.	76-48	('08)	49-75	('80)
44.	29-15	('82, '89, '04)	14-30	('69)	125.	77-48	('08)	49-76	('80)
45.	29-16	('82, '89, '04)	15-30	('69)	126.	77-49	('08)	50-76	('80)
46.	30-16	('82, '89)	16-30	('61, '64, '69)	127.	77-50	('08)	50-76-1	('74)
47.	31-16	('82, '89)	16-31	('69)	128.	78-50	('08)	50-77-1	('74)
48.	32-16	('89)	16-32	('69)	129.	79-50	('08)	50-78-1	('74)
49.	33-16	('89)	16-33	('69)	130.	79-51	('08)	50-79-1	('74)
50.	33-17	('89)	16-34	('69)	131.	80-51	('08)	51-80	('99)
51.	33-18	('89)	17-34	('69)	132.	80-52	('08)	51-81	('99)
52.	34-18	('89)	17-35	('69)	133.	81-52	('08)	51-82	('99)
53.	35-18	('89)	18-35	('69)	134.	82-52	('08)	52-82	('80, '99)
54.	35-19	('89)	18-36	('69)	135.	83-52	('08)	52-83	('80, '99)
55.	36-19	('89)	19-36	('69)	136.	83-53	('08, '14)	52-84	('99)
56.	36-20	('89)	19-37	('69)	137.	84-53	('08)	52-84-1	('74)
57.	36-21	('89)	20-37	('69)	138.	84-54	('02, '08)	53-84-1	('74)
58.	36-22	('89, '07)	20-38	('69)	139.	85-54	('02, '08)	53-85-1	('74)
59.	37-22	('07)	20-39	('69)	140.	86-54	('02)	54-85-1	('74)
60.	38-22	('07)	21-39	('61, '69, '80)	141.	87-54	('02)	55-85-1	('74)
61.	38-23	('07)	21-40	('61, '69, '80)	142.	88-54	('02)	55-86-1	('74)
62.	39-23	('07)	21-41	('61)	143.	88-55	('02, '14)	56-86-1	('74)
63.	40-23	('07)	22-41	('61)	144.	89-55	('02, '14)	56-87-1	('74)
64.	40-24	('07)	23-41	('61, '69, '80)	145.	90-55	('02, '14)	57-87-1	('74)
65.	40-25	('07)	23-42	('61, '69, '80)	146.	91-55	('02, '14)	58-87-1	('74)
66.	41-25	('07)	23-43	('69, '80)	147.	92-55	('02, '14)	58-88-1	('74)
67.	42-25	('07)	23-44	('69, '80)	148.	93-55	('02, '14)	58-89-1	('74)
68.	42-26	('07)	24-44	('61, '69, '80)	149.	94-55	('02)	59-89-1	('74)
69.	43-26	('07)	24-45	('61, '69, '80)	150.	94-56	('02, '14)	60-89-1	('74)
70.	44-26	('07)	24-46	('69, '80)	151.	95-56	('02)	61-89-1	('74)
71.	45-26	('07)	25-46	('61, '69, '80)	152.	95-57	('02, '14)	61-90-1	('74)
72.	45-27	('07)	25-47	('61, '69)	153.	95-58	('02, '14)	61-91-1	('74)
73.	46-27	('07)	26-47	('61, '69, '80)	154.	96-58	('02)	61-92-1	('74)
74.	47-27	('07)	26-48	('69)	155.	96-59	('02, '08, '14)	61-93-1	('74)
75.	48-27	('07)	27-48	('69)	156.	97-59	('08)	62-93-1	('74)
76.	49-27	('07)	28-48	('61, '69, '80)	157.	97-60	('08)	63-93-1	('74)
77.	49-28	('07)	28-49	('69)	158.	98-60	('08)	63-94-1	('74)
78.	49-29	('07)	28-50	('69)	159.	99-60	('08)	64-94-1	('74)
79.	49-30	('07)	29-50	('69)	160.	99-61	('08)	65-95	('80)
80.	50-30	('07)	30-50	('69, '80)	161.	99-62	('08)	66-94-1	('74)
81.	50-31	('05, '07)	30-51	('69, '80)	162.	100-62	('08)	67-95	('68)
					163.	--		68-94-1	('74)

# CLUB HISTORY

## DAY OF THE WEEK TOTALS

YEAR	MON.	TUE.	WED.	THU.	FRI.	SAT.	SUN.	RECORD
1961	6-9	12-14	8-13	4-16	14-14	17-6	9-19	70-91
1962	<b>7-2</b>	9-16	<b>19-6</b>	10-7	12-14	12-14	17-17	86-76
1963	7-7	9-9	15-19	5-11	8-16	14-11	12-18	70-91
1964	5-9	14-11	18-9	7-5	10-17	12-13	16-16	82-80
1965	8-8	14-8	13-18	4-8	14-12	14-11	8-22	75-87
1966	8-9	11-9	12-12	7-10	14-10	15-11	13-21	80-82
1967	11-8	11-19	13-7	2-5	18-8	11-16	18-14	84-77
1968	9-12	9-13	7-18	5-9	13-13	10-14	14-16	67-95
1969	<b>10-5</b>	<b>9-16</b>	<b>13-13</b>	<b>5-8</b>	<b>11-19</b>	<b>10-14</b>	<b>13-16</b>	<b>71-91</b>
1970	9-4	13-14	14-12	9-8	13-13	9-16	19-9	86-76
1971	6-9	11-11	11-13	8-15	14-11	12-12	14-15	76-86
1972	5-10	11-12	13-10	8-6	10-16	14-12	14-14	75-80
1973	9-4	11-13	17-8	7-13	11-14	14-12	10-19	79-83
1974	7-10	8-15	14-12	4-8	14-14	12-15	9-20	68-94
1975	7-9	9-15	11-13	9-5	8-18	14-15	14-14	72-89
1976	10-7	12-11	11-12	9-9	8-16	14-14	12-17	76-86
1977	9-10	11-11	10-12	7-9	12-14	10-16	15-16	74-88
1978	5-12	9-14	11-11	<b>15-2</b>	16-12	15-14	16-10	87-75
1979	<b>11-5</b>	<b>10-14</b>	<b>11-15</b>	<b>8-9</b>	<b>13-12</b>	<b>20-6</b>	<b>15-13</b>	<b>88-74</b>
1980	8-10	12-10	12-12	5-13	14-13	8-17	6-20	65-95
1981	9-6	9-8	7-9	6-4	6-10	6-12	8-10	51-59
1982	11-4	12-13	10-13	11-10	17-9	16-10	16-10	93-69
1983	8-15	11-11	12-12	6-9	11-15	12-15	10-15	70-92
1984	8-13	15-10	11-14	7-8	13-12	15-10	12-14	81-81
1985	11-9	10-12	12-12	10-8	14-12	15-11	18-8	90-72
1986	12-8	17-8	15-8	8-10	11-15	17-8	12-13	92-70
1987	9-12	13-11	15-8	6-10	9-17	11-15	12-14	75-87
1988	8-11	7-16	11-13	9-8	16-11	10-16	14-12	75-87
1989	<b>8-10</b>	<b>13-10</b>	<b>14-11</b>	<b>9-10</b>	<b>16-10</b>	<b>13-13</b>	<b>18-7</b>	<b>91-71</b>
1990	11-9	15-9	11-15	8-9	12-13	11-14	12-13	80-82
1991	10-9	15-10	11-12	10-7	7-19	15-11	13-13	81-81
1992	7-10	8-18	9-16	8-9	14-12	16-10	10-15	72-90
1993	4-12	9-15	13-12	7-11	12-15	13-13	13-13	71-91
1994	2-10	8-9	9-9	5-8	8-11	8-10	7-11	47-68
1995	9-8	12-9	8-14	11-6	11-11	11-11	16-8	78-67
1996	7-13	9-15	11-12	7-11	14-11	9-17	13-12	70-91
1997	10-8	13-11	10-14	9-10	14-11	14-12	14-12	84-78
1998	12-5	11-11	15-11	10-9	11-14	11-15	15-12	85-77
1999	<b>6-11</b>	<b>11-15</b>	<b>12-13</b>	<b>9-8</b>	<b>12-13</b>	<b>9-18</b>	<b>11-14</b>	<b>70-92</b>
2000	9-9	13-12	11-14	8-8	18-8	13-13	10-16	82-80
2001	5-4	8-16	11-14	16-10	12-13	10-16	13-14	75-87
2002	6-8	13-12	16-9	11-8	19-8	15-11	<b>19-7</b>	99-63
2003	4-8	11-14	14-10	9-12	12-14	15-12	12-15	77-85
2004	7-4	13-11	11-14	11-13	17-9	19-7	14-12	92-70
2005	12-4	12-13	12-13	11-7	<b>18-7</b>	16-11	14-12	95-67
2006	12-10	16-9	11-14	6-6	14-12	16-10	14-12	89-73
2007	10-7	13-12	12-13	10-7	18-9	16-10	15-10	94-68
2008	12-8	17-8	14-11	10-4	14-12	16-10	17-9	<b>100-62</b>
2009	<b>11-6</b>	<b>14-12</b>	<b>13-12</b>	<b>12-5</b>	<b>15-11</b>	<b>14-12</b>	<b>18-7</b>	<b>97-65</b>
2010	10-8	8-17	14-11	5-11	14-12	16-10	13-13	80-82
2011	8-12	15-10	13-12	8-5	14-12	14-13	14-12	86-76
2012	12-7	15-9	13-12	6-10	16-10	14-11	13-14	89-73
2013	4-14	9-15	11-13	12-6	14-11	19-8	9-17	78-84
2014	10-9	15-11	15-9	10-5	17-9	17-9	14-12	98-64
2015	10-10	16-9	14-11	8-7	16-9	12-15	9-16	85-77
2016	11-10	11-14	12-12	8-6	7-19	11-15	14-12	74-88
2017	6-9	<b>18-7</b>	13-12	5-14	9-17	15-11	14-12	80-82
2018	9-7	13-12	13-10	8-10	16-11	10-17	11-15	80-82
2019	<b>5-11</b>	<b>14-12</b>	<b>10-11</b>	<b>8-12</b>	<b>8-18</b>	<b>15-12</b>	<b>12-14</b>	<b>72-90</b>
2020	3-3	5-4	1-7	4-2	3-7	8-3	2-8	26-34
2021	9-10	11-15	10-12	10-8	10-17	14-12	13-11	77-85
2022	7-11	11-14	11-12	5-11	10-16	15-14	14-11	73-89
2023	11-8	12-13	12-13	8-6	9-17	8-20	13-12	73-89
<b>Totals</b>	<b>521-542</b>	<b>738-756</b>	<b>754-756</b>	<b>505-532</b>	<b>793-806</b>	<b>825-784</b>	<b>822-840</b>	<b>4,958-5016</b>

NOTE: **Bold** denotes best record.

# CLUB HISTORY

## ANGELS MONTH BY MONTH TOTALS

YEAR	MARCH	APRIL	MAY	JUNE	JULY	AUG.	SEPT.	OCT.
1961	—	4-9	12-16	12-22	17-10	13-19	12-14	0-1
1962	—	7-9	17-11	17-13	16-13	18-14	11-16	—
1963	—	11-10	11-17	19-12	12-19	8-18	9-15	—
1964	—	6-7	10-22	19-12	19-12	14-15	12-11	2-1
1965	—	6-7	18-17	9-17	14-14	14-17	13-14	1-1
1966	—	7-6	16-14	16-15	15-14	13-17	12-15	1-1
1967	—	8-9	10-18	20-11	17-11	11-16	17-11	1-1
1968	—	8-10	14-15	15-13	11-18	13-21	6-18	—
1969	—	6-10	8-19	11-18	15-14	15-12	16-16	0-2
1970	—	13-7	17-10	13-14	15-14	16-13	11-18	1-0
1971	—	12-11	11-16	12-18	17-11	11-16	13-14	—
1972	—	5-8	13-15	13-14	13-16	13-14	17-11	1-2
1973	—	9-8	15-12	15-15	10-19	12-14	18-15	—
1974	—	11-11	12-15	9-20	9-18	11-17	14-13	2-0
1975	—	12-8	10-18	13-17	12-16	15-14	10-16	—
1976	—	5-12	14-18	12-15	14-14	13-15	16-11	2-1
1977	—	9-13	15-10	12-12	11-18	14-15	12-19	1-1
1978	—	14-7	11-14	15-15	16-14	14-13	16-12	1-0
1979	—	15-8	15-12	14-15	17-11	11-17	16-11	—
1980	—	8-10	11-15	6-21	12-16	14-15	14-14	0-4
1981	—	10-11	13-16	8-2	—	9-10	10-18	1-2
1982	—	15-7	16-11	14-12	13-14	17-12	15-13	3-0
1983	—	13-8	14-12	13-14	9-20	12-18	7-20	2-0
1984	—	15-11	11-14	15-12	12-14	13-16	15-14	—
1985	—	14-7	12-13	15-12	16-11	16-13	14-13	3-3
1986	—	13-8	10-17	17-10	15-11	19-10	17-10	1-4
1987	—	12-11	9-17	17-11	15-11	13-16	7-19	2-2
1988	—	10-13	9-19	15-11	19-8	15-14	7-20	0-2
1989	—	15-10	18-7	12-14	18-10	15-14	12-16	1-0
1990	—	8-11	15-14	15-13	12-16	16-12	12-15	2-1
1991	—	10-10	16-11	15-12	11-15	11-18	15-13	3-2
1992	—	11-10	10-17	11-17	14-13	13-16	10-16	3-1
1993	—	<b>13-6</b>	14-15	10-17	11-17	11-17	10-18	2-1
1994	—	9-16	14-13	10-17	11-16	3-6	—	—
1995	—	2-2	18-11	14-13	20-7	13-17	10-16	1-1
1996	—	13-12	13-14	15-14	10-16	11-18	8-17	—
1997	—	12-12	16-12	13-15	19-9	14-15	10-15	—
1998	—	15-11	12-15	<b>22-6</b>	9-18	18-12	9-15	—
1999	—	11-12	13-15	11-15	8-17	8-21	16-12	<b>3-0</b>
2000	—	13-13	14-13	14-12	16-12	11-15	14-14	0-1
2001	—	10-15	14-13	14-13	16-11	15-14	6-15	0-6
2002	0-1	11-13	<b>19-7</b>	17-12	16-10	18-11	18-9	—
2003	0-1	13-13	13-13	14-13	12-15	14-15	11-15	0-0
2004	—	13-10	17-10	11-16	15-12	<b>19-8</b>	15-13	2-1
2005	—	13-11	17-11	17-9	13-14	14-13	19-9	2-0
2006	—	12-13	11-17	12-14	19-7	16-13	<b>19-8</b>	0-1
2007	—	15-11	18-11	17-9	12-12	18-11	14-14	—
2008	0-1	18-10	15-13	16-10	<b>19-6</b>	15-13	17-9	—
2009	—	9-12	16-12	17-9	19-7	17-12	16-12	3-1
2010	—	12-12	14-15	18-9	9-17	11-16	14-12	2-1
2011	<b>1-0</b>	14-12	14-16	13-12	17-10	14-13	13-13	—
2012	—	8-15	18-11	17-9	14-12	13-15	18-9	1-2
2013	—	9-17	16-13	14-13	9-15	14-14	16-12	—
2014	0-1	14-12	16-12	15-10	19-8	19-10	15-11	—
2015	—	11-11	16-13	14-13	14-10	10-19	18-9	2-2
2016	—	11-13	13-15	8-19	15-11	12-16	14-13	1-1
2017	—	14-13	14-15	14-14	9-13	18-10	10-17	1-0
2018	2-1	14-11	14-15	13-14	11-13	12-15	14-13	—
2019	1-3	12-14	14-13	15-13	14-11	9-18	7-18	—
2020	—	—	—	—	2-6	10-18	14-10	—
2021	—	12-12	12-18	15-11	13-11	14-15	9-17	2-1
2022	—	14-8	13-15	10-18	6-18	14-15	14-12	2-3
2023	0-1	15-13	15-13	14-13	12-11	8-19	8-19	1-0
<b>TOTALS</b>	<b>4-9</b>	<b>684-652</b>	<b>856-871</b>	<b>863-831</b>	<b>845-807</b>	<b>845-925</b>	<b>802-867</b>	<b>59-54</b>

# CLUB HISTORY

## ANGELS vs. AMERICAN LEAGUE DIVISIONS

YEAR	VS. EAST			VS. CENTRAL			VS. WEST		
	HOME	ROAD	TOTAL	HOME	ROAD	TOTAL	HOME	ROAD	TOTAL
1969	20-16	11-25	31-41	---	---	---	23-22	17-28	40-50
1970	18-18	18-18	36-36				25-20	25-20	50-40
1971	20-16	15-21	35-37				15-30	26-19	41-49
1972	19-17	15-21	34-38				25-19	16-23	41-42
1973	18-18	16-20	34-38				25-20	20-25	45-45
1974	13-23	14-22	27-45				23-22	18-27	41-49
1975	17-19	18-17	35-36				18-27	19-26	37-63
1976	17-19	14-22	31-41				21-24	24-21	45-45
1977	17-19	17-19	34-38				22-23	18-27	40-50
1978	20-16	15-21	35-37				30-15	22-23	52-38
1979	25-17	16-26	41-43				24-15	23-16	47-31
1980	9-33	16-24	25-57				21-18	19-20	40-38
1981	19-13	13-14	32-27				7-15	12-17	19-32
1982	23-19	21-21	44-40				29-10	20-19	49-29
1983	20-22	18-24	38-46				15-24	17-22	32-46
1984	19-23	23-19	42-42				18-21	21-18	39-39
1985	28-14	17-25	45-39				21-16	24-17	45-33
1986	23-20	21-20	44-40				27-12	21-18	48-30
1987	20-22	16-26	36-48				18-21	21-18	39-39
1988	19-23	20-22	39-45				16-23	20-19	36-42
1989	30-12	20-22	50-34				22-17	19-20	41-37
1990	23-19	19-23	42-42				19-20	19-20	38-40
1991	23-19	21-21	44-40				17-22	20-19	37-41
1992	24-18	14-28	38-46				17-22	17-22	34-44
1993	24-18	12-30	36-48				20-19	15-24	35-43
1994	8-18	11-13	19-31	9-13	8-7	17-20	6-9	5-8	11-17
1995	13-15	15-14	28-29	13-11	18-7	31-18	13-7	6-13	19-20
1996	19-12	11-19	30-31	16-15	9-21	25-36	8-11	7-13	15-24
1997	16-12	9-18	25-30	17-11	13-14	30-25	12-6	13-5	25-11
1998	13-15	14-13	27-28	13-14	16-12	29-26	10-8	9-9	19-17
1999	11-15	9-21	20-36	13-15	11-13	24-28	11-7	9-9	20-16
2000	17-13	11-14	28-27	13-10	12-16	25-26	9-10	8-11	17-21
2001	10-9	14-8	24-17	15-9	9-12	24-21	9-20	8-21	17-41
2002	15-7	13-6	28-13	15-6	15-9	30-15	18-11	12-17	30-28
2003	7-14	8-16	15-30	17-6	9-9	26-15	15-14	10-19	25-33
2004	14-8	11-10	25-18	13-8	15-7	28-15	15-14	17-12	32-26
2005	12-8	7-14	19-22	15-10	15-7	30-17	16-11	18-11	34-22
2006	16-8	10-11	26-19	10-9	14-9	24-18	15-14	17-11	32-35
2007	14-5	12-13	26-18	14-10	8-11	22-21	18-11	14-14	32-25
2008	18-6	12-10	30-16	11-8	13-9	24-17	17-12	19-9	36-21
2009	15-6	11-11	26-17	14-8	13-9	27-17	14-15	16-12	30-27
2010	7-14	8-13	15-27	10-13	9-13	19-26	21-7	14-15	35-22
2011	8-11	13-12	21-23	14-9	11-9	25-18	16-14	11-16	27-30
2012	13-11	9-9	22-20	15-5	10-15	25-20	12-16	18-11	30-27
2013	10-8	8-8	18-16	7-9	11-5	18-14	17-20	15-24	32-44
2014	8-8	11-6	19-14	14-2	10-7	24-9	24-15	19-18	43-33
2015	9-7	7-9	16-16	11-6	6-11	17-17	24-14	20-18	44-32
2016	6-11	7-10	13-21	11-4	6-11	17-15	18-21	17-20	35-41
2017	9-7	10-6	19-13	7-11	4-12	11-23	20-17	19-20	39-37
2018	6-11	5-10	11-21	12-5	10-7	22-12	19-18	18-21	37-39
2019	7-10	10-8	17-18	6-10	7-8	13-18	17-21	13-25	30-46
2020	---	---	---	---	---	---	13-8	6-13	19-21
2021	9-8	7-9	16-17	12-5	9-7	21-12	14-24	15-23	29-47
2022	6-11	5-12	11-23	11-5	7-9	18-14	18-20	19-19	37-39
2023	8-7	6-11	14-18	9-8	9-6	18-14	11-15	11-15	22-30
<b>TOTALS</b>	<b>832-768</b>	<b>704-885</b>	<b>1536-1653</b>	<b>357-255</b>	<b>307-292</b>	<b>564-547</b>	<b>968-907</b>	<b>896-980</b>	<b>1864-1907</b>



# CLUB HISTORY

## ANGELS AWARD WINNERS

### A.L. MOST VALUABLE PLAYER (7)

1979—Don Baylor      2019—Mike Trout  
 2004—Vladimir Guerrero    2021—Shohei Ohtani  
 2014—Mike Trout      2023—Shohei Ohtani  
 2016—Mike Trout



Angels MVP winners:  
 Vladimir Guerrero (2004), Don Baylor (1979)  
 & Mike Trout (2014, 2016 and 2019)

### A.L. ROOKIE OF THE YEAR (3)

1993—Tim Salmon  
 2012—Mike Trout  
 2018—Shohei Ohtani



2012 A.L. Rookie of the Year Mike Trout &  
 2018 A.L. Rookie of the Year Shohei Ohtani

### A.L. CY YOUNG (2)


1964—Dean Chance  
 2005—Bartolo Colon



2005 A.L. Cy Young - Bartolo Colon

### A.L. BATTING CHAMPION (1)

1970—Alex Johnson



1970 AL Batting Champ - Alex Johnson

### A.L. COMEBACK PLAYER OF THE YEAR (6)

1970—Clyde Wright (Sporting News)  
 1986—John Candelaria (Sporting News)  
 1986—Rick Burleson (UPI)  
 1989—Bert Blyleven (Sporting News & UPI)  
 1990—Dave Winfield (Sporting News)  
 2002—Tim Salmon (Sporting News)



2002 A.L. Comeback Player of the Year -  
 Tim Salmon

### A.L. RELIEF PITCHER OF THE YEAR (4)

1967—Minnie Rojas (Fireman of the Year)  
 1991—Bryan Harvey  
 2006—Francisco Rodriguez  
 2008—Francisco Rodriguez



2008 A.L. Relief Pitcher of the Year -  
 Francisco Rodriguez

# CLUB HISTORY

## ANGELS AWARD WINNERS

### EDGAR MARTINEZ OUTSTANDING DH AWARD (3)

2021—Shohei Ohtani  
2022—Shohei Ohtani  
2023—Shohei Ohtani



Three-time Edgar Martinez Outstanding DH Award Winner - Shohei Ohtani

### HANK AARON AWARD (3)

2014—Mike Trout  
2019—Mike Trout  
2023—Shohei Ohtani



Two-time Hank Aaron Award Winner - Mike Trout

### EXECUTIVE OF THE YEAR (1)

1962—Fred Haney (UPI)



1962 Executive of the Year - Fred Haney

### MANAGER OF THE YEAR (4)

1962—Bill Rigney (AP & UPI)  
2002—Mike Scioscia (BBWAA & Sporting News)  
2009—Mike Scioscia (BBWAA & Sporting News)  
2014—Mike Scioscia (Sporting News)



2009 A.L. Manager of the Year - Mike Scioscia

### RAWLINGS GOLD GLOVE WINNERS (40)

1964—Vic Power, 1B  
1966—Bobby Knoop, 2B  
1967—Bobby Knoop, 2B  
Jim Fregosi, SS  
1968—Bobby Knoop, 2B  
1970—Jim Spencer, 1B  
1972—Ken Berry, OF  
1978—Rick Miller, OF  
1982—Bob Boone, C  
1985—Gary Pettis, OF  
1986—Gary Pettis, OF  
Bob Boone, C

1987—Bob Boone, C  
1988—Bob Boone, C  
Devon White, OF  
1989—Devon White, OF  
1991—Mark Langston, P  
1992—Mark Langston, P  
1993—Mark Langston, P  
1994—Mark Langston, P  
1995—Mark Langston, P  
J.T. Snow, 1B  
1996—J.T. Snow, 1B  
1997—Jim Edmonds, OF

1998—Jim Edmonds, OF  
2000—Darin Erstad, OF  
2002—Darin Erstad, OF  
Bengie Molina, C  
2003—Bengie Molina, C  
2004—Darin Erstad, 1B  
2007—Orlando Cabrera, SS  
2008—Torii Hunter, OF  
2009—Torii Hunter, OF  
2011—Erick Aybar, SS  
2015—Kole Calhoun, OF

2017—Martin Maldonado, C  
Andrelton Simmons, SS  
2018—Andrelton Simmons, SS  
#Ian Kinsler, INF  
2020—Griffin Canning, P

# - Traded by Angels to Boston in July

### LOUISVILLE SILVER SLUGGER AWARD (28)

1981—Rick Burleson, SS  
Bobby Grich, 2B  
1982—Doug DeCinces, 3B  
Reggie Jackson, OF  
1990—Lance Parrish, C  
1995—Tim Salmon, OF  
2000—Darin Erstad, OF  
Troy Glaus, 3B

2001—Troy Glaus, 3B  
2002—Garret Anderson, OF  
2003—Garret Anderson, OF  
2004—Vladimir Guerrero, OF  
2005—Vladimir Guerrero, OF  
2006—Vladimir Guerrero, OF  
2007—Vladimir Guerrero, OF  
2009—Torii Hunter, OF

2012—Mike Trout, OF  
2013—Mike Trout, OF  
2014—Mike Trout, OF  
2015—Mike Trout, OF  
2016—Mike Trout, OF  
2017—#Justin Upton, OF  
2018—Mike Trout, OF  
2019—Mike Trout, OF

2020—Mike Trout, OF  
2021—Shohei Ohtani, DH  
2022—Mike Trout, OF  
2023—Shohei Ohtani, DH

# - Acquired by Angels from Detroit in August

# CLUB HISTORY

## ANGELS AWARD WINNERS

### ALL-MLB TEAM SELECTIONS (10)

YEAR	PLAYER	POSITION	YEAR	PLAYER	POSITION
2019	Mike Trout	Outfield (First team)	2022	Shohei Ohtani	Starting Pitcher (First team); Designated Hitter (Second team)
2020	Mike Trout	Outfield (First team)			
2021	Shohei Ohtani	Designated Hitter (First team); Starting Pitcher (Second team)	2023	Mike Trout	Outfield (First team)
	Raisel Iglesias	Relief Pitcher (Second team)		Shohei Ohtani	Starting Pitcher (First team); Designated Hitter (First team)

### TOPPS ROOKIE ALL-STAR SELECTIONS (27)

YEAR	PLAYER	POSITION	YEAR	PLAYER	POSITION	YEAR	PLAYER	POSITION
1961	Lee Thomas	Outfield	1986	Wally Joyner	First Base	2000	Adam Kennedy	Second Base
1962	Bob Rodgers	Catcher	1987	Devon White	Outfield	2000	Bengie Molina	Catcher
1962	Dean Chance	Pitcher	1988	Bryan Harvey	Pitcher	2001	Shawn Wooten	Catcher
1965	Paul Schaal	Third Base	1989	Jim Abbott	Pitcher	2011	Mark Trumbo	First Base
1965	José Cardenal	Outfield	1993	Tim Salmon	Outfield	2012	Mike Trout	Outfield
1965	Marcelino López	Pitcher	1993	J.T. Snow	First Base	2018	Shohei Ohtani	RHP/DH
1974	Frank Tanana	Pitcher	1994	Brian Anderson	Pitcher	2020	Jared Walsh	First Base
1975	Jerry Remy	Second Base	1995	Garret Anderson	Outfield	2022	Reid Detmers	LHP
1979	Mark Clear	Pitcher	1997	Jason Dickson	Pitcher			
				Mike Holtz	Pitcher			

### BBWAA AWARD WINNERS - LOCAL CHAPTER (PRESENTED 1961-2018)

YEAR	MVP	ROOKIE	YEAR	MVP	ROOKIE
1961	Ken McBride	Lee Thomas	1989	Bert Blyleven	Jim Abbott
1962	Leon Wagner	Bob Rodgers	1990	Lance Parrish	Lee Stevens
1963	Albie Pearson	Charlie Dees	1991	Bryan Harvey	Ron Tingley
1964	Dean Chance	Bobby Knoop	1992	Luis Polonia	Gary DiSarcina
1965	Jim Fregosi	Marcelino Lopez	1993	Chili Davis	Tim Salmon
1966	Bobby Knoop	Jay Johnstone	1994	Chili Davis	Brian Anderson
1967	Jim Fregosi	Rick Clark	1995	Tim Salmon	Garret Anderson
1968	Tom Satriano	Andy Messersmith	1996	Chili Davis	Darin Erstad
1969	Jim Fregosi	Ken Tatum	1997	Tim Salmon	Jason Dickson
1970	Jim Fregosi & Alex Johnson	Dave LaRoche	1998	Gary DiSarcina	Jarrod Washburn
			1999	Garret Anderson	Lou Pote
1971	Sandy Alomar	Lloyd Allen	2000	Darin Erstad	Bengie Molina
1972	Bob Oliver	Lee Stanton	2001	Garret Anderson	David Eckstein
1973	Frank Robinson	Rudy Meoli	2002	Garret Anderson	John Lackey
1974	Nolan Ryan	Frank Tanana	2003	Garret Anderson	Francisco Rodriguez
1975	Lee Stanton & Frank Tanana	Jerry Remy	2004	Vladimir Guerrero	Robb Quinlan
			2005	Bartolo Colon	Ervin Santana
1976	Frank Tanana	Paul Hartzell	2006	Vladimir Guerrero	Jered Weaver
1977	Bobby Bonds	Rance Mulliniks	2007	Vladimir Guerrero	Reggie Willits
1978	Don Baylor	Carney Lansford	2008	Francisco Rodriguez	Jose Arredondo
1979	Don Baylor	Mark Clear	2009	Kendry Morales	Matt Palmer
1980	Jason Thompson	Fred Martinez	2010	Jered Weaver	Peter Bourjos
1981	Bobby Grich	Mike Witt	2011	Jered Weaver	Mark Trumbo
1982	Doug DeCinces	Rick Steiner	2012	Mike Trout	Mike Trout
1983	Bob Boone	Daryl Sconiers	2013	Mike Trout	J.B. Shuck
1984	Brian Downing	Ron Romanick	2014	Mike Trout	Matt Shoemaker
1985	Donnie Moore	Stewart Cliburn	2015	Mike Trout	Andrew Heaney
1986	Mike Witt	Wally Joyner	2016	Mike Trout	Jett Bandy
1987	Wally Joyner	Devon White	2017	Mike Trout	Parker Bridwell
1988	Chili Davis	Bryan Harvey	2018	Mike Trout	Shohei Ohtani



1975 & 1976 BBWAA Team MVP -  
Frank Tanana



1993 BBWAA Team Rookie of the Year -  
Tim Salmon

# CLUB HISTORY

## ANGELS AWARD WINNERS

### ANGELS MOST VALUABLE PLAYER AWARD

Awarded by vote of the players to the Angel(s) who most truly exemplifies the qualities of inspirational leadership, sportsmanship and professional ability.

1962 — Billy Moran	1984 — Juan Beniquez & Brian Downing	2003 — Garret Anderson
1963 — Jim Fregosi	1985 — Donnie Moore	2004 — Vladimir Guerrero
1964 — Bobby Knoop	1986 — Mike Witt	2005 — Bartolo Colon & Chone Figgins
1965 — Bobby Knoop	1987 — Wally Joyner	2006 — Vladimir Guerrero
1966 — Bobby Knoop	1988 — Bob Boone & Johnny Ray	2007 — Vladimir Guerrero
1967 — Don Mincher	1989 — Bert Blyleven & Chili Davis	2008 — Francisco Rodriguez
1968 — Bobby Knoop	1990 — Chuck Finley	2009 — Kendrys Morales
1969 — Jim Fregosi	1991 — Jim Abbott & Bryan Harvey	2010 — Torii Hunter
1970 — Jim Fregosi	1992 — Luis Polonia	2011 — Mark Trumbo
1971 — Ken McMullen	1993 — Mark Langston & Tim Salmon	2012 — Mike Trout
1972 — Bob Oliver & Vada Pinson	1994 — Chili Davis	2013 — Mike Trout
1973 — Nolan Ryan	1995 — Tim Salmon	2014 — Mike Trout
1974 — Nolan Ryan	1996 — Troy Percival	2015 — Mike Trout
1975 — Mickey Rivers	1997 — Tim Salmon	2016 — Mike Trout
1976 — Jerry Remy	1998 — Gary DiSarcina	2017 — Andrelton Simmons & Mike Trout
1977 — Bobby Bonds	1999 — Garret Anderson	2018 — Mike Trout
1978 — Don Baylor	2000 — Darin Erstad	2019 — Mike Trout
1979 — Don Baylor	2001 — Garret Anderson	2020 — Mike Trout
1980 — Bobby Grich & Jason Thompson	2002 — Garret Anderson	2021 — Shohei Ohtani
1981 — Rick Burleson		2022 — Shohei Ohtani
1982 — Doug DeCinces		2023 — Shohei Ohtani
1983 — Bob Boone		




### NICK ADENHART PITCHER OF THE YEAR AWARD

This annual award was established in 2009 in memory of Angels pitcher Nick Adenhart. On Apr. 8, 2009, Adenhart, 22, along with Courtney Stewart, Henry Pearson and Jon Wilhite were in a terrible traffic accident. Adenhart, Stewart and Pearson were killed and Wilhite was seriously injured. The accident happened shortly after Adenhart, a native of Silver Springs, MD, pitched a masterful six innings against Oakland (6 IP, 7 H, 0 R, 3 BB, 5 SO), leaving with a 4-0 lead before a late-inning rally resulted in a 6-4 Angels' defeat.

The award is given to the Angels' pitcher whose Major League performance is selected by his teammates as the most outstanding throughout the course of the regular season.

2009 — Jered Weaver	2017 — Yusmeiro Petit
2010 — Jared Weaver	2018 — Andrew Heaney
2011 — Jered Weaver	2019 — Hansel Robles
2012 — Jered Weaver	2020 — Dylan Bundy
2013 — C.J. Wilson	2021 — Shohei Ohtani
2014 — Garrett Richards	2022 — Shohei Ohtani
2015 — Huston Street	2023 — Carlos Estévez
2016 — Matt Shoemaker	





# CLUB HISTORY

## A.L. WEEKLY & MONTHLY AWARDS

### PLAYER OF THE WEEK (91)

2023 — SHOHEI OHTANI (June 11-17); SHOHEI OHTANI (June 25-July 1); SHOHEI OHTANI (July 23-29); LUIS RENGIFO (Aug. 27-Sept. 2)	1998 — DARIN ERSTAD (June 8-14); TIM SALMON (Aug. 3-9)
2022 — TAYLOR WARD (April 24-30); REID DETMERS (May 8-14)	1997 — JIM EDMONDS (May 12-18); CHUCK FINLEY (July 28-Aug. 3)
2021 — MAX STASSI (June 7-13); SHOHEI OHTANI (June 14-20); SHOHEI OHTANI (June 28-July 4); DAVID FLETCHER (July 5 -11)	1996 — CHUCK FINLEY (July 22-28)
2019 — MIKE TROUT (April 1-7); MIKE TROUT (June 17-23)	1995 — JIM EDMONDS (June 12-18); JIM EDMONDS (July 17-23)
2018 — SHOHEI OHTANI (April 2-8); SHOHEI OHTANI (Sept. 3-9)	1994 — TIM SALMON (May 15-21)
2016 — MATT SHOEMAKER (July 11-17)	1993 — J.T. SNOW (Apr. 19-25); J.T. SNOW (Sept. 27-Oct. 3)
2015 — MIKE TROUT (July 6-12)	1992 — JUNIOR FELIX (Apr. 27-May 3)
2014 — MIKE TROUT (July 7-13); JOSH HAMILTON (Mar. 31-Apr. 6)	1991 — DAVE WINFIELD (Apr. 8-14); WALLY JOYNER (May 13-19); DAVE WINFIELD (May 27-June 2)
2013 — CHRIS IANNETTA (Sept. 15-29)	1990 — BRIAN DOWNING (Aug. 6-12)
2012 — JERED WEAVER (Apr. 30-May 6); TORII HUNTER/MIKE TROUT (June 4-10); ALBERT PUJOLS (July 30-Aug. 5)	1989 — BERT BLYLEVEN (Apr. 10-16); CHILI DAVIS (July 31-Aug. 6)
2011 — DAN HAREN (Apr. 11-17); ERVIN SANTANA (July 25-31); ERICK AYBAR (Sept. 12-18)	1988 — JOHNNY RAY (Apr. 18-24); MIKE WITT (June 13-19); CHILI DAVIS (July 4-10); WALLY JOYNER (July 25-31)
2010 — KENDRYS MORALES (Apr. 19-25); BOBBY ABREU (Aug. 9-16)	1987 — WALLY JOYNER (Apr. 20-26); MIKE WITT (June 1-7)
2009 — KENDRYS MORALES (July 27-Aug. 2)	1986 — DON SUTTON (June 16-22); DOUG DeCINCES (Aug. 4-10)
2008 — FRANCISCO RODRIGUEZ (Aug. 18-24)	1985 — ROD CAREW (July 29-Aug. 4)
2007 — VLADIMIR GUERRERO (Apr. 2-8)	1984 — BOBBY GRICH (Sept. 10-16); MIKE WITT (Sept. 23-30)
2005 — VLADIMIR GUERRERO (Aug. 9-15)	1983 — ROD CAREW (May 2-8)
2004 — JOSE GUILLEN (May 3-9); ADAM KENNEDY (Aug. 23-29); VLADIMIR GUERRERO (Sept. 27-Oct. 3)	1982 — DOUG DeCINCES (Aug. 2-8)
2003 — SCOTT SPIEZIO (May 12-18); TROY GLAUS (May 19-25); GARRET ANDERSON (July 7-12)	1980 — MARK CLEAR (June 30-July 6); JASON THOMPSON (July 21-27)
2001 — TROY GLAUS (Sept. 21-30)	1979 — NOLAN RYAN (Apr. 16-22); DON BAYLOR (July 2-8); DAN FORD (Aug. 16-22)
2000 — MO VAUGHN (May 8-14); DARIN ERSTAD (May 22-28); DARIN ERSTAD (July 3-9); TIM SALMON (July 31-Aug. 6); TIM SALMON (Aug. 21-27)	1977 — JOE RUDI (Apr. 7-11)
1999 — TIM SALMON (Apr. 12-18); MO VAUGHN (May 10-16); TROY GLAUS (May 31-June 6)	1975 — NOLAN RYAN (Apr. 7-13); NOLAN RYAN (May 12-18); NOLAN RYAN (May 27-June 1); LEE STANTON (June 8-15); FRANK TANANA (July 14-20)
	1974 — ELLIE RODRIGUEZ (May 29-June 4); NOLAN RYAN (Aug. 14-20); NOLAN RYAN (Sept. 25 - Oct. 1)

### PLAYER/PITCHER OF THE MONTH (40)

2023 — SHOHEI OHTANI (June); SHOHEI OHTANI (July)	1997 — TIM SALMON (July); CHUCK FINLEY (July)
2021 — SHOHEI OHTANI (June); SHOHEI OHTANI (July)	1995 — GARRET ANDERSON (July)
2018 — MIKE TROUT (Sept.)	1990 — CHUCK FINLEY (July)
2017 — MIKE TROUT (Apr.)	1989 — CHUCK FINLEY (May)
2015 — MIKE TROUT (July); ALBERT PUJOLS (June)	1988 — CHILI DAVIS (July)
2014 — MATT SHOEMAKER (Aug.); MIKE TROUT (June)	1987 — BRIAN DOWNING (Apr.)
2013 — JASON VARGAS (May)	1986 — MIKE WITT (Aug.); DOUG DeCINCES (Aug.)
2012 — MIKE TROUT (July)	1983 — ROD CAREW (May)
2011 — JERED WEAVER (Apr.)	1982 — GEOFF ZAHN (Apr.); DOUG DeCINCES (Aug.)
2009 — BOBBY ABREU (July); KENDRYS MORALES (Aug.)	1980 — ROD CAREW (June)
2008 — JOHN LACKEY (June)	1979 — DON BAYLOR (May); DON BAYLOR (July)
2006 — JOHN LACKEY (July)	1978 — FRANK TANANA (Apr.)
2005 — BARTOLO COLON (Aug.)	1977 — FRANK TANANA (May)
2004 — VLADIMIR GUERRERO (Sept.)	1976 — NOLAN RYAN (Sept.); FRANK TANANA (Sept.)
1998 — CHUCK FINLEY (Apr.)	1974 — NOLAN RYAN (Aug.)

### ROOKIE OF THE MONTH (10)

2020 — JARED WALSH (Sept.)
2018 — SHOHEI OHTANI (Apr.); SHOHEI OHTANI (Sept.)
2015 — ANDREW HEANEY (July)
2014 — MATT SHOEMAKER (Aug.)
2012 — MIKE TROUT (May); MIKE TROUT (June); MIKE TROUT (July); MIKE TROUT (Aug.)
2004 — ROBB QUINLAN (July)

### RELIEVER OF THE MONTH (4)

2021 — RAISEL IGLESIAS (July)
2020 — MIKE MAYERS (Sept.)
2008 — FRANCISCO RODRIGUEZ (June)
2006 — FRANCISCO RODRIGUEZ (Aug.)



# CLUB HISTORY

## ANGELS IN THE ALL-STAR GAME

### ANGELS ALL-STAR SELECTIONS

- 1961 — Ryne Duren, first game; Ken McBride, both games  
 1962 — Leon Wagner★, Billy Moran★, Lee Thomas, both games; Bill Rigney (coach), Ken McBride, second game.  
 1963 — Ken McBride★, Leon Wagner★, Albie Pearson★  
 1964 — Dean Chance★, Jim Fregosi★  
 1965 — Bob Lee  
 1966 — Bobby Knoop★, Jim Fregosi  
 1967 — Jim McGlothlin, Don Mincher, Jim Fregosi, Bill Rigney (coach)  
 1968 — Jim Fregosi★  
 1969 — Jim Fregosi  
 1970 — Sandy Alomar, Jim Fregosi, Alex Johnson, Clyde Wright, Lefty Phillips (coach)  
 1971 — Andy Messersmith  
 1972 — Nolan Ryan  
 1973 — Nolan Ryan, Bill Singer  
 1974 — Dave Chalk, Frank Robinson, Dick Williams (manager), Whitey Herzog (coach), Freddie Frederico (trainer)  
 1975 — Dave Chalk, Nolan Ryan  
 1976 — Frank Tanana  
 1977 — Frank Tanana, Dave LaRoche, Nolan Ryan  
 1978 — Frank Tanana  
 1979 — Rod Carew, Bobby Grich, Brian Downing, Don Baylor★, Nolan Ryan★, Mark Clear  
 1980 — Rod Carew★, Bobby Grich, Bob Clear (coach)  
 1981 — Rod Carew★, Fred Lynn, Rick Burleson, Ken Forsch, Jimmie Reese (coach)  
 1982 — Rod Carew★★★, Reggie Jackson★, Fred Lynn★, Bobby Grich★  
 1983 — Rod Carew★, Reggie Jackson★, Fred Lynn★, Doug DeCinces, Bob Boone  
 1984 — Rod Carew★, Reggie Jackson★, Rick Smith (trainer)  
 1985 — Donnie Moore  
 1986 — Wally Joyner★, Mike Witt  
 1987 — Mike Witt  
 1988 — Johnny Ray  
 1989 — Chuck Finley, Devon White, Doug Rader (coach), Marcel Lachemann (coach), Rick Smith (trainer)  
 1990 — Chuck Finley, Lance Parrish  
 1991 — Bryan Harvey, Mark Langston  
 1992 — Mark Langston, Jimmie Reese (honorary captain), Rick Turner (bullpen catcher), Ned Bergert (trainer)  
 1993 — Mark Langston★
- 1994 — Chili Davis  
 1995 — Gary DiSarcina, Jim Edmonds, Chuck Finley, Lee Smith  
 1996 — Chuck Finley, Troy Percival  
 1997 — Jason Dickson, Rick Smith (trainer)  
 1998 — Darin Erstad, Troy Percival  
 1999 — Troy Percival  
 2000 — Darin Erstad, Troy Glaus  
 2001 — Troy Glaus, Troy Percival  
 2002 — Garret Anderson, Mike Scioscia (coach), Ned Bergert (trainer)  
 2003 — Garret Anderson★, Troy Glaus★, Brendan Donnelly, Mike Scioscia (manager), Joe Maddon (coach), Buddy Black (coach), Mickey Hatcher (coach), Ron Roenicke (coach), Alfredo Griffin (coach), Orlando Mercado (coach)  
 2004 — Vladimir Guerrero★, Francisco Rodriguez, Ned Bergert (trainer)  
 2005 — Garret Anderson, Bartolo Colon, Vladimir Guerrero★  
 2006 — Vladimir Guerrero★  
 2007 — Vladimir Guerrero★, Francisco Rodriguez, John Lackey  
 2008 — Joe Saunders, Ervin Santana, Francisco Rodriguez  
 2009 — Brian Fuentes, Torii Hunter, Chone Figgins  
 2010 — Torii Hunter, Jered Weaver, Mike Scioscia (coach), Ned Bergert (trainer)  
 2011 — Howie Kendrick, Jordan Walden, Jered Weaver  
 2012 — Mike Trout, Mark Trumbo, C.J. Wilson, Jered Weaver  
 2013 — Mike Trout★  
 2014 — Mike Trout★, Erick Aybar  
 2015 — Mike Trout★, Albert Pujols★★, Hector Santiago, Adam Nevaia (trainer)  
 2016 — Mike Trout★, Yoichi Terada (trainer)  
 2017 — Mike Trout★★★  
 2018 — Mike Trout★  
 2019 — Mike Trout★, Tommy La Stella  
 2020 — All-Star Game Cancelled  
 2021 — Shohei Ohtani★ (DH & SP), Mike Trout★★★, Jared Walsh  
 2022 — Shohei Ohtani★ (DH & SP), Mike Trout★★★  
 2023 — Shohei Ohtani★ (DH & SP), Mike Trout★★★, Carlos Estévez, Mike Frostad (trainer)

★ Elected as starter

★★ Elected as reserve but replaced injured starter

★★★ Elected as starter but replaced due to injury

### TED WILLIAMS ALL-STAR GAME MVP

- 1962 (2)—Leon Wagner (Wrigley Field, Chicago)  
 1983—Fred Lynn (Comiskey Park, Chicago)  
 2003—Garret Anderson (U.S. Cellular Field, Chicago)  
 2014—Mike Trout (Target Field, Minnesota)  
 2015—Mike Trout (Great American Ball Park, Cincinnati)

### HOME RUN DERBY PARTICIPANTS (7)

- 1986—Wally Joyner (The Astrodome, Houston)  
 2001—Troy Glaus (SAFECO Field, Seattle)  
 2003—Garret Anderson (U.S. Cellular Field, Chicago)★  
 2007—Vladimir Guerrero (AT&T Park, San Francisco)★  
 2012—Mark Trumbo (Kauffman Stadium, Kansas City)  
 2015—Albert Pujols (Great American Ball Park, Cincinnati)  
 2021—Shohei Ohtani (Coors Field, Denver)

★ Won contest

## ANGELS ALL-STAR GAME BESTS

Single Game Bests		Career Bests (with Angels only)	
HITS	3 - Garret Anderson, 2006 Leon Wagner, 1962	GAMES PLAYED	7* - Mike Trout (2012-16, '18-19)
RUNS	2 - Three times; last, Mike Trout, 2015	STARTS	6* - Mike Trout (2013-16, '18-19)
RBI	4 - Fred Lynn, 1983	HITS	7 - Mike Trout
HR	1 - Six times; last, Mike Trout, 2018	RBI	5 - Fred Lynn
SB	1 - Mike Trout, 2015 Rod Carew, 1980	HR	1 - M. Trout (2015 & '18), V. Guerrero (2006), G. Anderson (2003), F. Lynn (1983), L. Wagner (1962)
IP	3 - Dean Chance, 1964 Ken McBride, 1963	IP	4 - Nolan Ryan
SO	4 - Chuck Finley, 1996	SO	5 - Chuck Finley

\*Mike Trout was also selected as a starter in 2017, 2021, 2022 & 2023 but did not play due to injury\*

# CLUB HISTORY

## LOW HIT GAMES BY ANGELS

### INDIVIDUAL NO-HITTERS (10)

1. Bo Belinsky, vs. Baltimore, May 5, 1962 (2-0)
2. Clyde Wright, vs. Oakland, July 3, 1970 (4-0)
3. Nolan Ryan, at Kansas City, May 15, 1973 (3-0)
4. Nolan Ryan, at Detroit, July 15, 1973 (6-0)
5. Nolan Ryan, vs. Minnesota, Sept. 28, 1974 (4-0)
6. Nolan Ryan, vs. Baltimore, June 1, 1975 (1-0)
7. Mike Witt, at Texas, Sept. 30, 1984 (1-0, perfect game)
8. Ervin Santana, at Cleveland, July 27, 2011 (3-1)
9. Jered Weaver, vs. Minnesota, May 2, 2012 (9-0)
10. Reid Detmers, vs. Tampa Bay, May 10, 2022 (12-0)

### COMBINED NO-HITTERS (2 + 1 UNOFFICIAL)


1. Mark Langston-Mike Witt, vs. Seattle, Apr. 11, 1990 (1-0)  
\*Jered Weaver-Jose Arredondo, at LAD, June 28, 2008 (0-1)\*  
\*8-inning unofficial no-hitter\*
2. Taylor Cole-Felix Pena, vs. Seattle, July 12, 2019 (13-0)

### ONE-HITTERS (20)

1. Dean Chance, at Minnesota, Sept. 10, 1962 (5-0)
2. Bob Turley, at Chicago, June 12, 1963 (5-0)
3. Nolan Ryan, vs. Boston, July 9, 1972 (3-0)
4. Nolan Ryan, vs. New York, Aug. 29, 1973 (5-0)
5. Nolan Ryan, vs. Texas, June 27, 1974 (5-0)
6. Andy Hassler, vs. Chicago, Sept. 8, 1974 (0-1)
7. Nolan Ryan, vs. Seattle, Apr. 15, 1977 (7-0)
8. Nolan Ryan, vs. Cleveland, May 5, 1978 (5-0)
9. Chris Knapp, at Toronto, Sept. 3, 1978 (3-1)
10. Nolan Ryan, vs. New York, July 13, 1979 (6-1)
11. Bruce Kison, at Minnesota, Apr. 23, 1980 (17-0)
12. Kirk McCaskill, at Texas, June 25, 1986 (7-1)
13. Willie Fraser, vs. Seattle, Aug. 10, 1988 (2-1)
14. Kirk McCaskill, vs. Toronto, Apr. 28, 1989 (9-0)
15. Chuck Finley, at Boston, May 26, 1989 (5-0)
16. John Lackey, at Oakland, July 7, 2006 (3-0)
17. Dan Haren, vs. Cleveland, Apr. 12, 2011 (2-0)
18. Ervin Santana, vs. Arizona, June 16, 2012 (2-0)
19. Andrew Heaney, vs. Kansas City, June 5, 2018 (1-0)
20. Shohei Ohtani, at Detroit, July 27, 2023 (6-0; Game 1)

### COMBINED ONE-HITTERS (16)

1. Ken McBride-Julio Navarro, at Washington, Apr. 13, 1964 (4-0, Opening Day)
2. Rick Clark-Clyde Wright, vs. Baltimore, Aug. 20, 1968 (7-2)
3. Bill Harelsson-Andy Messersmith, at New York, Aug. 27, 1968 (2-0)
4. Frank Tanana-Don Kirkwood, vs. Oakland, Apr. 26, 1975 (1-0)
5. Bartolo Colon-Francisco Rodriguez-Troy Percival, vs. Texas, July 27, 2004 (2-0)
6. Matt Palmer-Darren Oliver-Jose Arredondo-Kevin Jepsen-Rafael Rodriguez, vs. Texas, Sept. 30, 2009 (5-0)
7. Jerome Williams-Jordan Walden, vs. Cleveland, Sept. 7, 2011 (2-1)
8. C.J. Wilson-Ernesto Frieri, at Oakland, May 22, 2012 (5-0)
9. Garrett Richards-Joe Smith-Ernesto Frieri, at Seattle, Apr. 9, 2014 (2-0)
10. Matt Shoemaker-Mike Morin-Jason Grilli, at Boston, Aug. 21, 2014 (2-0)
11. C.J. Wilson-Joe Smith-Huston Street, vs. Seattle, Sept. 17, 2014 (5-0)
12. Garrett Richards-Fernando Salas-Joe Smith-Huston Street, vs. Houston, May 10, 2015 (3-1)
13. Alex Meyer-David Hernandez-Jose Álvarez, vs. Washington, July 19, 2017 (7-0)
14. Garrett Richards-Jim Johnson-Blake Parker-Blake Wood, vs. Cleveland, Aug. 4, 2018 (13-2)
15. Shohei Ohtani-Ryan Tepera-Rasiel Iglesias, at Houston, Apr. 20, 2022 (6-0)
16. Shohei Ohtani-José Quijada-Carlos Estévez, vs. Washington, Apr. 11, 2023 (2-0)



Ellie Rodriguez and Nolan Ryan

### LOW HIT GAMES VS. ANGELS

#### NO-HITTERS (6)

1. Earl Wilson, at Boston, June 26, 1962 (2-0)
2. Dennis Eckersley, at Cleveland, May 30, 1977 (1-0)
3. Bert Blyleven, Texas, at Anaheim, Sept. 22, 1977 (6-0)
4. Joe Cowley, Chicago, at Anaheim, Sept. 19, 1986 (7-1)
5. Kenny Rogers, at Texas, July 28, 1994 (4-0, perfect game)
6. Eric Milton, at Minnesota, Sept. 11, 1999 (7-0)

#### COMBINED NO-HITTERS (1)

1. Vida Blue - Glenn Abbott - Paul Lindblad - Rollie Fingers, at Oakland, Sept. 28, 1975 (5-0)

#### COMBINED ONE-HITTERS (13)

1. Whitey Ford-Jim Coates-Buddy Daley-Bob Turley, at New York, May 22, 1962 (2-1, 12 inn.)
2. Mike Paul-Gary Kroll-Jack Hamilton-Stan Williams, at Cleveland, June 8, 1969 (3-2)
3. Marty Pattin-Steve Mingori, at Kansas City, June 26, 1976 (3-0)
4. Gary Beare-Sam Hinds-Bill Castro, at Milwaukee, June 18, 1977 (4-2)
5. Ross Baumgarten-Randy Scarbery, at Chicago, May 25, 1979 (6-1)
6. Joe Niekro-Al Holland, New York, at Anaheim, June 4, 1986 (11-0)
7. John Burkett-Jeff Zimmerman-John Wetland, vs. Texas, June 29, 1999 (5-0)
8. Freddy Garcia-Neal Cotts, vs. Chicago (A.L.), Sept. 13, 2006 (9-0)
9. Anthony Swarzak-Matt Capps-Alex Burnett, at Minnesota, May 28, 2011 (1-0)
10. Justin Verlander-Jose Valverde, at Detroit, July 31, 2011 (3-2)
11. Jesse Chavez-Dan Otero-Tyler Clippard, vs. Oakland, Apr. 23, 2015 (0-2)

12. Mike Cleavinger-Dan Otero-Bryan Shaw-Andrew Miller-Cody Allen, Cleveland, Aug. 13, 2016 (5-1)
13. Max Scherzer-Martin Pérez, at Texas, Aug. 14, 2023 (0-12)

#### ONE-HITTERS (23)

1. Steve Barber, Baltimore, at Anaheim (GM 2), Apr. 16, 1967 (3-0)
2. Gary Peters, at Chicago (GM 2), May 14, 1967 (3-1)
3. Wally Bunker, Kansas City, at Anaheim, Sept. 11, 1969 (3-0)
4. Sonny Siebert, Boston, at Anaheim, July 31, 1970 (2-0)
5. Rick Hand, at Cleveland, Aug. 28, 1970 (5-1)
6. Bill Gogolewski, Texas, at Anaheim, Sept. 12, 1972 (3-0)
7. Jim Kaat, Minnesota, at Anaheim, July 1, 1973 (2-1)
8. Mike Cuellar, Baltimore, at Anaheim, May 31, 1975 (1-0)
9. Rick Langford, Oakland, at Anaheim, July 5, 1979 (3-0)
10. Ross Baumgarten, at Chicago, July 2, 1980 (1-0)
11. Britt Burns, at Chicago, Sept. 9, 1983 (11-0)
12. Dennis Martinez, at Baltimore, June 5, 1985 (4-0)
13. Charlie Hough, Texas, at Anaheim, June 16, 1986 (1-2)
14. Walt Terrell, at Detroit, Aug. 20, 1986 (3-0)
15. Scott Sanderson, New York, at Anaheim, July 11, 1991 (2-0)
16. Dennis Rasmussen, Kansas City, at Anaheim, Sept. 29, 1992 (2-0)
17. Jimmy Key, New York, at Anaheim, Apr. 27, 1993 (5-0)
18. David Cone, Kansas City, at Anaheim, May 22, 1994 (4-0)
19. Steve Trachsel, New York (N.L.), at Anaheim, June 15, 2003, (8-0)
20. James Shields, at Tampa Bay, May 9, 2008 (2-0)
21. Chris Sale, at Chicago (A.L.), May 12, 2013 (3-0)
22. Justin Verlander, at Detroit, Aug. 26, 2015 (5-0)
23. Mike Leake, at Seattle, July 19, 2019 (10-0)

### ANGELS HOME RAINOUTS

#### Dodger Stadium:

- 1 — Apr. 14, 1963, vs. Chicago (Easter Sunday)
- 2 — Sept. 17, 1963, vs. Baltimore (Tuesday Night)
- 3 — Apr. 12, 1965, vs. Cleveland (Monday—Opening Night)
- 4 — Sept. 18, 1965, vs. Baltimore (Saturday—Day)
- 5 — Sept. 19, 1965, vs. Baltimore (Sunday)

#### Angel Stadium:

- 6 — Apr. 4, 1967, vs. Chicago Cubs (Preseason—Tuesday Night)
- 7 — Apr. 8, 1975, vs. Kansas City (Tuesday Night)
- 8 — Sept. 5, 1978, vs. Texas (Tuesday Night)
- 9 — Apr. 19, 1981, vs. Minnesota (Easter Sunday)
- 10 — Apr. 19, 1983, vs. Oakland (Tuesday Night)
- 11 — Apr. 20, 1983, vs. Oakland (Wednesday Night)
- 12 — Apr. 28, 1983, vs. Detroit (Thursday Night)
- 13 — Sept. 24, 1986, vs. Cleveland (Wednesday Night)
- 14 — Apr. 14, 1988, vs. Chicago (Thursday Day)
- 15 — June 16, 1995, vs. Chicago (Friday Night)
- 16 — July 19, 2015 vs. Boston (Sunday Day)
- 17 — May 22, 2019 vs. Minnesota (Wednesday Night)
- 18 — Aug. 20, 2023 vs. Tampa Bay (Sunday Day)
- 19 — Aug. 21, 2023 vs. Cincinnati (Monday Night)

#### The Angels have had electrical delays/failures on three occasions at Angel Stadium:

- Apr. 21, 1977 — Game cancelled due to blackout. Rescheduled as part of doubleheader on Sept. 8, 1977.
- June 13, 1986 — Game delayed 38 minutes due to electrical outage delay.
- June 24, 2010 — Game delayed 18 minutes due to electrical delay.

### STRAIGHT STEALS OF HOME

- 1963 — Albie Pearson vs. Detroit (July 20, at Dodger Stadium)
- 1964 — Ed Kirkpatrick at Kansas City (May 5)
- 1965 — Jose Cardenal vs. Kansas City (May 9, at Dodger Stadium)  
Jose Cardenal at Boston (June 1)  
Jose Cardenal at Boston (July 25)
- 1966 — Jim Fregosi vs. Washington (Sept. 3)  
Paul Schaal vs. Washington (Sept. 3)
- 1967 — Jose Cardenal vs. Minnesota (July 23)
- 1972 — Mickey Rivers at Oakland (May 22)
- 1974 — Dave Chalk vs. Kansas City (May 12)  
Lee Stanton vs. Minnesota (July 28, 2nd game)  
Bruce Bochte at Chicago (Sept. 15)  
John Doherty at Minnesota (Sept. 20)  
Morris Nettles at Kansas City (Sept. 25)  
Denny Doyle vs. Oakland (Oct. 1)
- 1976 — Dave Collins vs. Detroit (Aug. 30)
- 1977 — Bobby Bonds at Toronto (Aug. 15)
- 1979 — Bob Clark at Toronto (Aug. 24)
- 1981 — Rod Carew at Seattle (Apr. 12)
- 1985 — Gary Pettis at Seattle (Apr. 28)  
Gary Pettis vs. Texas (June 11)
- 1989 — Devon White vs. Boston (Sept. 9)★
- 1992 — Luis Polonia at Seattle (June 26)  
Luis Polonia at New York (Aug. 21)
- 1994 — Chris Turner at Boston (July 5)
- 1995 — Rex Hudler vs. Detroit (July 21)
- 1997 — Tony Phillips at Seattle (June 28)
- 2006 — Orlando Cabrera vs. Dodgers (July 2)
- 2009 — Gary Matthews Jr. at Arizona (June 28)
- 2011 — Erick Aybar at Toronto (Sept. 20)
- 2013 — Collin Cowgill vs. Seattle (Sept. 21)

★ Stole for cycle

### ANGELS AT THE ALL-STAR BREAK

YEAR	W-L	POS	GB	YEAR	W-L	POS	GB
1961	35-51	T8th	-20 1/2	1994★	38-51	3rd	-5
1962	45-37	3rd	-2 1/2	1995★	39-30	T1st	—
1963	41-46	7th	-12	1996	43-45	T3rd	-8 1/2
1964	37-44	7th	-13 1/2	1997	44-42	2nd	-4 1/2
1965	41-44	6th	-13 1/2	1998	49-37	1st	+1 1/2
1966	46-39	4th	-11	1999	41-45	4th	-6 1/2
1967	45-40	4th	-4 1/2	2000	47-41	3rd	-5
1968	39-43	6th	-15 1/2	2001	42-45	3rd	-21
1969	36-58	6th	-22	2002	51-35	2nd	-3
1970	51-35	2nd	-5	2003	49-43	3rd	-8 1/2
1971	42-50	4th	-16 1/2	2004	47-40	3rd	-2 1/2
1972★	40-52	5th	-16 1/2	2005	52-36	1st	+5
1973	48-48	T4th	-7	2006	43-45	3rd	-2
1974	39-59	6th	-17	2007	53-35	1st	+2 1/2
1975	40-51	6th	-17	2008	57-38	1st	+6
1976	35-52	6th	-18 1/2	2009	49-37	1st	+1.5
1977	42-46	5th	-11	2010	47-44	2nd	-4 1/2
1978	46-40	1st	+1	2011	50-42	2nd	-1
1979	55-38	1st	+2	2012	48-38	2nd	-4
1980	29-48	7th	-16 1/2	2013	44-49	3rd	-11
1981★	31-29	4th	-6	2014	57-37	2nd	-1 1/2
1982	49-37	1st	+1	2015	48-40	1st	-0.5
1983	42-36	2nd	-2	2016	37-52	5th	-16.5
1984	44-42	3rd	-1	2017	45-47	T2nd	-16.5
1985	52-35	1st	+6	2018	49-48	4th	-14
1987	46-43	4th	-3	2019	45-46	4th	-12.5
1988	41-46	T4th	-12 1/2	2020	All-Star Game canceled		
1989	52-33	1st	+1 1/2	2021	45-44	4th	-9
1990	41-43	4th	-11	2022	39-53	4th	-20.5
1991	44-37	3rd	-2	2023	45-46	4th	-7.0
1992	35-52	7th	-18				
1993	43-43	T4th	-2				

★ Player Strikes from April 5-14, 1972, June 12-July 31, 1981, Aug. 12, 1994-end of season and April 2 - 24, 1995.

# CLUB HISTORY

## ANGELS MISC. HOME RUNS

### PINCH-HIT HOME RUNS (143)

- 1961 — (7).....Steve Bilko, Ken Hunt, Ted Kluszewski, Albie Pearson, Del Rice, Lee Thomas and Leon Wagner  
 1962 — (5).....Earl Averill, Tom Burgess, Ed Sadowski, Tom Satriano and Leon Wagner  
 1963 — (2).....Hank Foiles and Frank Kostrro  
 1964 — (2).....Jim Fregosi and Tom Satriano  
 1965 — (1).....Julio Gotay  
 1966 — (4).....Joe Adcock (3) and Jose Cardenal  
 1967 — (3).....Jimmie Hall, Jay Johnstone and John Werhas  
 1968 — (2).....Ed Kirkpatrick and Roger Repoz  
 1969 — (1).....Billy Cowan  
 1970 — (2).....Billy Cowan and Jay Johnstone  
 1971 — (4).....Jim Fregosi, Syd O'Brien, Roger Repoz and Tom Reynolds  
 1972 — (3).....Jack Hiatt, Syd O'Brien and John Stephenson  
 1973 — (3).....Mike Epstein, Winston Llenas and Frank Robinson  
 1974 — (2).....Charlie Sands and Winston Llenas  
 1975 — (1).....Adrian Garrett  
 1976 — (1).....Ron Jackson  
 1977 — (3).....Ike Hampton and Tony Solaita (2)  
 1978 — (2).....Merv Rettenmund and Joe Rudi  
 1980 — (2).....Al Cowens and Jason Thompson  
 1981 — NONE  
 1982 — (1).....Rod Carew  
 1983 — (4).....Daryl Sconiers (2), Rob Wilfong and Reggie Jackson  
 1984 — (3).....Jerry Narron (2) and Daryl Sconiers  
 1985 — (2).....Juan Beniquez and Jerry Narron  
 1986 — (4).....Ruppert Jones (2), Bobby Grich and Mark Ryal  
 1987 — (9).....George Hendrick (3), Jack Howell (2), Ruppert Jones (2) and Mark Ryal (2)  
 1988 — (3).....Tony Armas, George Hendrick and Johnny Ray  
 1989 — (1).....Claudell Washington  
 1990 — (2).....Jack Howell and Dave Winfield  
 1991 — (2).....Bobby Rose and Max Venable  
 1992 — (3).....Bobby Rose, Gary Gaetti and Damion Easley  
 1993 — (3).....Torey Lovullo and Greg Myers (2)  
 1994 — (2).....Dwight Smith and Bo Jackson  
 1995 — (1).....Eduardo Perez  
 1996 — (7).....Jack Howell (4), Mike Aldreite (2) and Jim Edmonds  
 1997 — NONE  
 1998 — NONE  
 1999 — (2).....Todd Greene and Matt Luke  
 2000 — (2).....Scott Spiezo (2)  
 2001 — (4).....Shawn Wooten (2), Orlando Palmeiro and Bengie Molina  
 2002 — (2).....Jeff DaVanon and Julio Ramirez  
 2003 — (1).....Adam Kennedy  
 2004 — (2).....Shane Halter and Andres Galarraga  
 2005 — (1).....Dallas McPherson  
 2006 — (4).....Tim Salmon (2), Robb Quinlan and Dallas McPherson  
 2007 — (2).....Robb Quinlan and Brandon Wood  
 2008 — NONE  
 2009 — (2).....Gary Matthews Jr. and Kendrys Morales  
 2010 — NONE  
 2011 — (2).....Russell Branyan (2)  
 2012 — (2).....Alberto Callaspo and Kendrys Morales  
 2013 — (3).....Hank Conger, Grant Green and Chris Iannetta  
 2014 — (1).....David Freese  
 2015 — (2).....C.J. Cron and Jett Bandy  
 2016 — (1).....Jeffrey Marte  
 2017 — (1).....C.J. Cron  
 2018 — (5).....Jose Briceño (2), Jeffrey Marte, Shohei Ohtani (2)  
 2019 — (2).....Brian Goodwin, Jared Walsh  
 2020 — NONE  
 2021 — NONE  
 2022 — (2).....Taylor Ward, Jared Walsh  
 2023 — (3).....Jake Lamb, Chad Wallach, Andrew Velazquez  
**BOLD — Grand Slam**

### INSIDE-THE-PARK HOME RUNS (27)

- 1962 — Jim Fregosi, Sept. 19 vs. Baltimore (Steve Barber)  
 1963 — Jim Fregosi, Sept. 6 vs. Kansas City (Dave Wickersham)  
 1964 — Buck Rodgers, Sept. 7 vs. Boston (Dick Radatz)  
 1966 — Paul Schaal, Aug. 2 vs. New York (Hal Reniff)  
 Jose Cardenal, Aug. 30 vs. Boston (Roland Sheldon)  
 1967 — Rick Reichardt, June 25 at Kansas City (John Odum)  
 Jose Cardenal, Aug. 13 at Boston (Jim Lonborg)  
 1969 — Sandy Alomar, June 23 vs. Minnesota (Dick Woodson)  
 Rick Reichardt, Sept. 24 vs. Seattle (Gene Brabender)  
 1971 — Ken McMullen, Sept. 5 at Milwaukee (Skip Lockwood)  
 1972 — Leo Cardenas, July 15 at Milwaukee (Gary Ryerson)  
 1973 — Rudy Meoli, July 28 at Kansas City (Gene Garber)  
 1976 — Dave Collins, Sept. 23 vs. Texas (Tommy Boggs)  
 1977 — Bobby Bonds, Aug. 3 vs. New York (Ron Guidry)  
 1983 — Gary Pettis, Sept. 27 vs. Toronto (Luis Leal)  
 1984 — Rob Picciolo, July 4 at Toronto (Dave Stieb)  
 1987 — Gary Pettis, Apr. 22 vs. Oakland (Curt Young)  
 1990 — Luis Polonia, Aug. 14 vs. New York (Tim Learly)  
 1991 — Luis Polonia, Aug. 9 vs. Oakland (Dave Stewart)  
 1996 — Darin Erstad, Sept. 6 at Minnesota (Brad Radke)  
 1997 — Darin Erstad, May 24 at Toronto (Woody Williams)  
 2006 — Vladimir Guerrero, May 26 vs. Baltimore (Todd Williams)  
 Dallas McPherson, June 17 vs. San Diego (Jake Peavy)  
 Chone Figgins, Sept. 29 vs. Oakland (Kiko Calero)  
 2007 — Gary Matthews Jr., June 17 at Los Angeles-NL (Brett Tomko)  
 2012 — Peter Bourjos, Apr. 11 at Minnesota (Carl Pavano)  
 2019 — Tommy La Stella, June 25 vs. Cincinnati (Tyler Mahle)

### HOME RUN IN FIRST AT-BAT AS ANGEL (10)

- Ted Kluszewski, Apr. 11, 1961  
 Bob Cerv, Apr. 11, 1961  
 Don Rose, May 24, 1972 (1st Major League at-bat)  
 Frank Robinson, Apr. 6, 1973  
 Dave Machemer, June 21, 1978 (1st Major League at-bat)  
 Mark Ryal, Sept. 2, 1986  
 Claudell Washington, Apr. 4, 1989  
 Dave Parker, Apr. 9, 1991  
 Von Hayes, Apr. 7, 1992  
 Mike Napoli, May 4, 2006 (1st Major League at-bat)

### HOME RUN IN FIRST GAME AS ANGEL (34)

- Bob Cerv, Apr. 11, 1961  
 Lou Clinton, June 5, 1964  
 Vic Power, June 14, 1964  
 Don Mincher, April 11, 1967  
 Woodie Held, June 16, 1967  
 Ken McMullen, April 28, 1970  
 Billy Parker, Sept. 9, 1971  
 Bob Oliver, May 7, 1972  
 Frank Robinson, April 6, 1973  
 Richie Scheinblum, June 16, 1973  
 Orlando Alvarez, May 13, 1976  
 Joe Rudi, April 6, 1977  
 Dave Machemer, June 21, 1978  
 Dave Skaggs, May 14, 1980  
 Mark Ryal, Sept. 2, 1986  
 Claudell Washington, April 4, 1989  
 Dave Parker, April 9, 1991  
 Von Hayes, April 7, 1992  
 Rene Gonzales, April 12, 1992  
 J.T. Snow, April 6, 1993  
 Eduardo Perez, July 27, 1993  
 Andy Allanson, April 26, 1995  
 Mike Napoli, May 4, 2006  
 Kendrys Morales, May 23, 2006  
 Hideki Matsui, April 5, 2010  
 Paul McNulty, July 4, 2010  
 Carlos Perez, May 5, 2015  
 Zack Cozart, Mar. 29, 2018  
 Jose Briceño, May 26, 2018  
 Francisco Arcia, July 26, 2018  
 Jason Castro, July 24, 2020  
 Anthony Rendon, July 28, 2020  
 Randal Grichuk, July 21, 2023

# CLUB HISTORY

## SERIES SWEEPS - A.L. OPPONENTS

BALTIMORE	3-GAME				4-GAME			
	TOT.	W/L	H/R	LAST TIME	TOT.	W/L	H/R	LAST TIME
	11	W	H	July 2-4, 2021	0	W	H	—
	12	L	H	Sept. 4-6, 2023	0	L	H	—
	2	W	R	Aug. 19-21, 2011	0	W	R	—
	10	L	R	Aug. 3-5, 2010	3	L	R	July 7-10, 2022
BOSTON	TOT.	W/L	H/R	LAST TIME	TOT.	W/L	H/R	LAST TIME
	14	W	H	May 22-24, 2023	1	W	H	July 17-20, 2015
	12	L	H	Apr. 17-19, 2018	1	L	H	June 12-15, 1980
	4	W	R	Aug. 21-23, 2012	2	W	R	Aug. 18-21, 2014
	16	L	R	June 26-28, 2018	3	L	R	Apr. 21-24, 2011
CHICAGO	TOT.	W/L	H/R	LAST TIME	TOT.	W/L	H/R	LAST TIME
	11	W	H	May 15-17, 2017	1	W	H	Sept. 28-Oct 1, 1970
	9	L	H	Sept. 24-26, 2010	1	L	H	Sept. 22-25, 1983
	7	W	R	Sept. 7-9, 2018	1	W	R	July 28-31, 1988
	11	L	R	Aug. 10-12, 2015	4	L	R	July 5-8, 2010
CLEVELAND	TOT.	W/L	H/R	LAST TIME	TOT.	W/L	H/R	LAST TIME
	12	W	H	Apr. 28-30, 2014	3	W	H	April 25-28, 2022
	13	L	H	Sept. 9-11, 2019	0	L	H	—
	4	W	R	Sept. 3-5, 2004	2	W	R	July 28-30, 1997
	7	L	R	Sept. 12-14, 2022	6	L	R	Aug. 30-Sept. 2, 1999
DETROIT	TOT.	W/L	H/R	LAST TIME	TOT.	W/L	H/R	LAST TIME
	12	W	H	Aug. 6-8, 2018	4	W	H	May 28-31, 2015
	8	L	H	Aug. 16-18, 1993	0	L	H	—
	6	W	R	July 25-27, 2023	1	W	R	July 13-16, 1995
	12	L	R	Apr. 30-May 2, 2010	1	L	R	July 1-4, 1968
HOUSTON	TOT.	W/L	H/R	LAST TIME	TOT.	W/L	H/R	LAST TIME
	0	W	H	—	2	W	H	Sept 4-6, 2020
	1	L	H	Aug. 24-26, 2018	1	L	H	May 31-June 3, 2013
	1	W	R	June 28-30, 2013	0	W	R	—
	6	L	R	July 1-3, 2022	0	L	R	—
KANSAS CITY	TOT.	W/L	H/R	LAST TIME	TOT.	W/L	H/R	LAST TIME
	13	W	H	June 7-9, 2021	0	W	H	—
	8	L	H	June 25-27, 2007	3	L	H	May 6-9, 1996
	9	W	R	April 12-14, 2018	2	W	R	May 23-26, 2013
	8	L	R	Apr. 14-16, 2017	0	L	R	—
MINNESOTA	TOT.	W/L	H/R	LAST TIME	TOT.	W/L	H/R	LAST TIME
	14	W	H	June 24-26, 2014	0	W	H	—
	7	L	H	May 20-21, 23, 2019	1	L	H	Sept. 22-25, 1988
	10	W	R	July 31-Aug. 2, 2009	2	W	R	Sept. 4-7, 2014
	8	L	R	Apr. 17-19, 2009	2	L	R	Sept. 27-30, 1993
NEW YORK	TOT.	W/L	H/R	LAST TIME	TOT.	W/L	H/R	LAST TIME
	10	W	H	July 17-19, 2023	0	W	H	—
	8	L	H	Apr. 27-29, 2018	2	L	H	July 21-24, 1994
	6	W	R	May 25-27, 2007	0	W	R	—
	8	L	R	May 31-June 2, 2022	5	L	R	July 22-25, 1993
OAKLAND	TOT.	W/L	H/R	LAST TIME	TOT.	W/L	H/R	LAST TIME
	13	W	H	Sept. 27-29, 2022	5	W	H	Aug. 28-31, 2014
	8	L	H	Sept. 17-19, 2021	3	L	H	Oct. 4-7, 2001
	9	W	R	Aug. 8-10, 2022	1	W	R	July 10-13, 1997
	16	L	R	Sept. 1-3, 2023	2	L	R	Apr. 18-20, 1980
SEATTLE	TOT.	W/L	H/R	LAST TIME	TOT.	W/L	H/R	LAST TIME
	10	W	H	July 12-14, 2019	4	W	H	July 7-10, 2011
	9	L	H	Aug. 15-17, 2022	2	L	H	July 7-10, 2005
	11	W	R	June 4-6, 2010	3	W	R	Aug. 10-13, 2017
	6	L	R	Sept. 26-28, 2014	2	L	R	Aug. 3-6, 2023
TAMPA BAY	TOT.	W/L	H/R	LAST TIME	TOT.	W/L	H/R	LAST TIME
	4	W	H	Aug. 10-12, 2009	1	W	H	May 6-9, 2004
	2	L	H	July 31-Aug. 2, 2018	2	L	H	May 3-6, 2021
	3	W	R	July 14-16, 2006	0	W	R	—
	3	L	R	Apr. 24-26, 2012	1	L	R	Aug. 22-25, 2022
TEXAS	TOT.	W/L	H/R	LAST TIME	TOT.	W/L	H/R	LAST TIME
	18	W	H	Sept. 30-Oct. 2, 2022	0	W	H	—
	5	L	H	Aug. 5-7, 2013	0	L	H	—
	11	W	R	April 9-11, 2018	1	W	R	July 10-13, 2014
	11	L	R	Aug 7-9, 2020	4	L	R	Sept. 26-29, 2013
TORONTO	TOT.	W/L	H/R	LAST TIME	TOT.	W/L	H/R	LAST TIME
	6	W	H	Apr. 30-May 2, 2019	0	W	H	—
	3	L	H	Aug 21-23, 2015	1	L	H	May 26-29, 2022
	8	W	R	Aug. 26-28, 2022	0	W	R	—
	10	L	R	July 26-28, 2005	2	L	R	July 3-6, 1992

CLUB HISTORY



# CLUB HISTORY

## SERIES SWEEPS - N.L. OPPONENTS

3-GAME					4-GAME				
ARIZONA	TOT.	W/L	H/R	LAST TIME	TOT.	W/L	H/R	LAST TIME	
	0	W	H	—	0	W	H	—	
	0	L	H	—	0	L	H	—	
	2	W	R	June 11-13, 2021	0	W	R	—	
	0	L	R	—	0	L	R	—	
ATLANTA	TOT.	W/L	H/R	LAST TIME	TOT.	W/L	H/R	LAST TIME	
No sweeps									
CHICAGO	TOT.	W/L	H/R	LAST TIME	TOT.	W/L	H/R	LAST TIME	
	0	W	H	—	0	W	H	—	
	1	L	H	May 26-28, 2023	0	L	H	—	
	0	W	R	—	0	W	R	—	
	0	L	R	—	0	L	R	—	
CINCINNATI	TOT.	W/L	H/R	LAST TIME	TOT.	W/L	H/R	LAST TIME	
	0	W	H	—	0	W	H	—	
	1	L	H	Aug. 22-23, 2023	-	-	-	—	
	0	W	R	—	0	W	R	—	
	0	L	R	—	0	L	R	—	
COLORADO	TOT.	W/L	H/R	LAST TIME	TOT.	W/L	H/R	LAST TIME	
	2	W	H	July 7-9, 2000	0	W	H	—	
	0	L	H	—	0	L	H	—	
	2	W	R	June 8-10, 2012	0	W	R	—	
	0	L	R	—	0	L	R	—	
LOS ANGELES	TOT.	W/L	H/R	LAST TIME	TOT.	W/L	H/R	LAST TIME	
	3	W	H	May 18-20, 2007	0	W	H	—	
	1	L	H	Aug 14-16, 2020	0	L	H	—	
	1	W	R	June 11-13, 2010	0	W	R	—	
	4	L	R	Sept 25-27, 2020	0	L	R	—	
MIAMI	TOT.	W/L	H/R	LAST TIME	TOT.	W/L	H/R	LAST TIME	
	0	W	H	—	0	W	H	—	
	1	L	H	May 26-28, 2023	-	-	-	—	
	0	W	R	—	0	W	R	—	
	0	L	R	—	0	L	R	—	
MILWAUKEE	TOT.	W/L	H/R	LAST TIME	TOT.	W/L	H/R	LAST TIME	
	10	W	H	Apr. 8-10, 2019	0	W	H	—	
	4	L	H	Sept. 19-21, 1988	0	L	H	—	
	4	W	R	Aug. 30-Sept. 1, 2013	1	W	R	July 27-30, 1995	
	5	L	R	May 9-11, 1997	0	L	R	—	
NEW YORK	TOT.	W/L	H/R	LAST TIME	TOT.	W/L	H/R	LAST TIME	
No sweeps									
PHILADELPHIA	TOT.	W/L	H/R	LAST TIME	TOT.	W/L	H/R	LAST TIME	
	1	W	H	Aug. 1-3, 2017	0	W	H	—	
	1	L	H	June 20-23, 2008	0	L	H	—	
	0	W	R	—	0	W	R	—	
	1	L	R	June 3-5, 2022	0	L	R	—	
PITTSBURGH	TOT.	W/L	H/R	LAST TIME	TOT.	W/L	H/R	LAST TIME	
	1	W	H	June 22-24, 2007	0	W	H	—	
	1	L	H	June 21-23, 2013	0	L	H	—	
	0	W	R	—	0	W	R	—	
	0	L	R	June 12-14, 2001	0	L	R	—	
SAN DIEGO	TOT.	W/L	H/R	LAST TIME	TOT.	W/L	H/R	LAST TIME	
	1	W	H	June 12-14, 2009	0	W	H	—	
	1	L	H	July 18-20, 1999	0	L	H	—	
	1	W	R	Aug. 13-15, 2018	0	W	R	—	
	1	L	R	July 3-5, 2023	0	L	R	—	
SAN FRANCISCO	TOT.	W/L	H/R	LAST TIME	TOT.	W/L	H/R	LAST TIME	
	0	W	H	—	0	W	H	—	
	0	L	H	—	0	L	H	—	
	1	W	R	June 15-17, 2009	0	W	R	—	
	2	L	R	May 1-3, 2015	0	L	R	—	
ST. LOUIS	TOT.	W/L	H/R	LAST TIME	TOT.	W/L	H/R	LAST TIME	
	0	W	H	—	0	W	H	—	
	0	L	H	—	0	L	H	—	
	1	W	R	May 2-4, 2023	0	W	R	—	
	0	L	R	—	0	L	R	—	
WASHINGTON	TOT.	W/L	H/R	LAST TIME	TOT.	W/L	H/R	LAST TIME	
	1	W	H	June 27-29, 2011	0	W	H	—	
	0	L	H	—	0	L	H	—	
	0	W	R	—	0	W	R	—	
	0	L	R	—	0	L	R	—	

# CLUB HISTORY

## MARATHONS IN ANGELS HISTORY

### (14 INNINGS-OR-MORE)

DATE	OPPONENT	H/A	INNINGS	SCORE	WINNER	LOSER
4/13/82 **	Seattle	H	20	4-3	Sanchez	Nelson
7/9/71	Oakland	A	20	0-1	Knowles	Queen
8/9/14	Boston	H	19	5-4	Shoemaker	Workman
4/29/13	Oakland	A	19	8-10	Blevins	Enright
7/28/05	Toronto	A	18	1-2	Walker	Shields
6/8/04	Milwaukee	H	17	0-1	Kinney	Ortiz
9/21/89	Cleveland	A	17	4-5	Bailes	Monteleone
9/10/88	Texas	A	17	2-3	Vande Berg	Cook
5/31/66	Cleveland	H	17	5-7	Hargan	Chance
7/25/19	Baltimore	H	16	8-10	Scott	Canning
7/18/14	Seattle	H	16	3-2	Santiago	Leone
9/8/10 **	Cleveland	H	16	4-3	Palmer	Ambriz
7/6/90	Milwaukee	A	16	9-8	Minton	Edens
7/22/89	Detroit	H	16	5-4	Petry	Hudson
7/7/86	Milwaukee	A	16	3-1	Forster	Plesac
4/8/82	Oakland	A	16	8-6	Sanchez	Jones
7/24/78	Cleveland	A	16	5-4	Griffin	Kern
9/22/75	Chicago	H	16	3-0	Kirkwood	Gossage
7/8/72	Boston	H	16	4-3	Barber	Lee
8/1/71	Detroit	A	16	3-4	Niekro	Allen
5/11/70	Boston	H	16	2-1	LaRoche	Brett
4/24/64	Cleveland	H	16	2-5	McMahon	Fowler
8/3/63	Chicago	H	16	6-5	Foytack	Fisher
8/30/19	Boston	H	15	6-7	Cashner	Cahill
9/6/08	Chicago (A.L.)	R	15	6-7	Wasserman	Speier
6/13/04	Chicago (N.L.)	H	15	5-6	Leicester	Hensley
9/7/97	Detroit	A	15	5-4	Hasegawa	Dishman
9/27/96	Texas	A	15	4-3	Harris	Whiteside
9/2/92	Cleveland	H	15	3-2	Lewis	Lilliquist
9/13/86	Chicago	A	15	3-2	Lucas	Dawley
6/4/85	Baltimore	A	15	6-5	Cliburn	Dixon
4/30/85	Boston	H	15	3-2	Cliburn	Ojeda
6/12/83	Toronto	H	15	5-6	Clarke	C. Brown
8/7/80	Minnesota	H	15	4-2	Hassler	Williams
8/27/76	New York	H	15	0-5	Jackson	Monge
7/28/76	Kansas City	H	15	2-3	Gura	Kirkwood
8/19/75	Milwaukee	H	15	5-4	Scott	Austin
6/14/74	Boston	H	15	4-3	Raziano	Tiant
6/14/71	Boston	H	15	3-4	Lyle	Fisher
8/21/68	Baltimore	H	15	3-4	Brabender	Pattin
6/6/64	New York	H	15	0-2	Stafford	Smith
4/24/63	Detroit	A	15	3-4	Anderson	Grba
4/13/63	Chicago	H	15	1-0	Navarro	Peters
4/22/19	New York (A.L.)	H	14	3-4	Holder	Bard
6/10/14	Oakland	H	14	2-1	Rasmus	Francis
8/20/13	Cleveland	H	14	1-4	Carrasco	Blanton
4/9/11	Toronto	H	14	6-5	Haren	Rauch
9/10/10 **	Seattle	H	14	4-3	Thompson	Sweeney
6/5/03	Montreal	R	14	7-8	Eischen	Callaway
4/27/03	Boston	H	14	4-6	Mendoza	Callaway
4/28/02	Toronto	H	14	8-5	Lukasiewicz	Borbon
6/13/97	San Diego	A	14	7-8	Bochtler	Hasegawa
5/8/96	Kansas City	H	14	1-3	Pichtard	Eichhorn
7/11/93	New York	H	14	3-2	Linton	Monteleone
5/24/93	Seattle	A	14	3-4	Henry	Crim
8/9/92	Chicago	H	14	8-12	Pall	Bailes
9/10/89	Boston	H	14	2-1	McClure	Lamp
6/21/89	Toronto	H	14	1-6	Minton	Henke
9/10/86	Cleveland	A	14	7-6	Finley	Yett
6/28/85	Kansas City	A	14	4-5	Quisenberry	Corbett
6/26/84	Texas	A	14	3-2	Kison	Jones
9/14/83	Kansas City	H	14	0-1	Armstrong	Steirer
8/24/83	Milwaukee	A	14	0-1	Slaton	Hassler
7/12/83	Detroit	A	14	4-5	Bailey	Witt
7/13/80	Oakland	H	14	5-4	Montague	Hamilton
8/10/79	Seattle	H	14	6-8	Stein	LaRoche
8/20/78	Baltimore	H	14	1-0	Griffin	Stanhouse
10/2/76	Oakland	A	14	8-9	Fingers	Verhoeven
9/13/76	Texas	A	14	6-2	Drago	Bacsik
5/30/76	Kansas City	H	14	2-3	Mingori	Drago
8/6/70	Minnesota	A	14	1-2	Williams	Doyle
6/11/69	Baltimore	A	14	7-5	Borbon	Richert
6/24/66	Baltimore	H	14	5-4	Sanford	Fisher
6/11/66	Kansas City	H	14	4-3	Sanford	Krause
4/12/66	Chicago	A	14	2-3	Pizarro	Brunet
9/15/65	Chicago	H	14	2-1	Sukla	Fisher
9/6/63	Kansas City	H	14	4-3	Osinski	Bowsfield
9/9/62	Baltimore	A	14	3-4	Wilhelm	Navarro
7/23/62	Baltimore	H	14	6-5	Chance	Hall
6/25/61	Baltimore	H	14	8-9	Hall	Klin

\*\* Played a club-record 30 innings in consecutive games (two occurrences)

# CLUB HISTORY

## ANGELS IN EXTRA INNINGS

YEAR	HOME	ROAD	TOTAL	YEAR	HOME	ROAD	TOTAL
1961	2-5	3-4	5-9	1993	4-3	0-5	4-8
1962	6-5	4-4	10-9	1994	2-6	2-1	4-7
1963	5-3	6-4	11-7	1995	2-4	4-1	6-5
1964	2-4	8-1	10-5	1996	4-2	4-5	8-7
1965	5-3	3-4	8-7	1997	4-3	1-5	5-8
1966	6-6	3-2	9-8	1998	2-3	4-3	6-6
1967	4-2	2-5	6-7	1999	3-4	1-4	4-8
1968	5-5	4-0	9-5	2000	2-2	7-5	9-7
1969	4-6	3-0	7-6	2001	4-5	3-3	7-8
1970	6-4	3-3	9-7	2002	7-3	3-2	10-5
1971	2-4	7-6	9-10	2003	1-2	1-2	2-4
1972	8-2	1-1	9-3	2004	2-4	2-2	4-6
1973	4-7	7-4	11-11	2005	6-4	3-6	9-10
1974	2-3	1-3	3-6	2006	4-4	4-3	8-7
1975	4-7	3-3	7-10	2007	6-2	1-1	7-3
1976	6-7	7-5	13-12	2008	2-3	1-2	3-5
1977	3-3	5-3	8-6	2009	3-2	4-2	7-4
1978	5-3	5-2	10-5	2010	6-4	3-3	9-7
1979	2-3	2-1	4-4	2011	6-5	2-8	8-13
1980	4-6	2-4	6-10	2012	0-1	3-3	3-4
1981	3-0	1-4	4-4	2013	5-6	3-2	8-8
1982	7-2	2-3	9-5	2014	7-4	3-3	10-7
1983	3-9	5-5	8-14	2015	4-4	1-3	5-7
1984	4-6	5-5	9-11	2016	0-3	0-1	0-4
1985	7-1	4-2	11-3	2017	4-4	4-3	8-7
1986	4-1	3-4	7-5	2018	3-4	2-3	5-7
1987	7-5	2-8	9-13	2019	1-3	2-4	3-7
1988	3-6	7-2	10-8	2020	2-3	1-2	3-5
1989	4-3	4-2	8-5	2021	0-4	3-1	3-5
1990	6-2	4-3	10-5	2022	3-4	4-4	7-8
1991	2-7	0-2	2-9	2023	3-7	4-1	7-8
1992	4-3	4-5	8-8				

### ANGELS LONGEST WINNING STREAKS

#G	YEAR	OPPONENTS	DATES
11	1964	(WSA 5, CLE 3, KC 3)	June 16 — June 26
10	2014	(MIN 3, CLE 1, TEX 3, HOU 2)	Sept. 4 — Sept. 13
10	1979	(MIN 5, OAK 5)	Apr. 11 — Apr. 21
10	1997	(SEA 2, OAK 4, TEX 2, DET 2)	July 5 — July 17
10	2002	(TB 1, BAL 3, TB 3, BAL 3)	Aug. 29 — Sept. 8
9	1998	(MIN 1, KC 2, SEA 2, COL 3, ARI 1)	May 31 — June 9
9	2004	(MIN 2, DET 3, TB 4)	May 1 — May 9
9	2004	(TB 2, NYY 3, KC 3, MIN 1)	Aug. 18 — Aug. 27
8	1987	(KC 1, TEX 3, CWS 3, CLE 1)	June 21 — June 29
8	1995	(CLE 2, MIL 4, SEA 2)	July 25 — Aug. 2
8	2002	(SEA 1, TOR 3, CLE 3, TOR 1)	Apr. 24 — May 3
8	2002	(DET 2, CWS 3, DET 2, CWS 1)	May 8 — May 17
8	2005	(TEX 3, LAD 3, TEX 2)	June 20 — June 28
8	2005	(DET 3, TEX 3, TB 2)	Sept. 16 — Sept. 24
8	2006	(OAK 3, TB 3, CLE 2)	July 7 — July 18
8	2009	(OAK 2, KC 3, MIN 3)	July 18 — July 25
8	2012	(OAK 2, SEA 4, NYY 2)	May 22 — May 29
8	2013	(CWS 2, SEA 2, KC 4)	May 18 — May 26
7	1961	(CWS 1, KC 3, MIN 2, DET 1)	July 2 — July 7
7	1966	(CWS 2, MIN 3, KC 2)	June 13 — June 18
7	1967	(CWS 2, MIN 4, BOS 1)	July 17 — July 25
7	1971	(CWS 2, KC 2, MIN 3)	Apr. 12 — Apr. 18
7	1982	(SEA 4, MIN 3)	Apr. 13 — Apr. 19
7	1983	(CLE 4, NYY 3)	May 22 — May 29
7	1986	(BAL 1, NYY 2, DET 4)	Aug. 24 — Aug. 31
7	1988	(TOR 1, CLE 4, DET 2)	July 6 — July 15
7	1988	(OAK 1, CWS 4, SEA 2)	July 27 — Aug. 2
7	1989	(TOR 1, DET 4, OAK 2)	July 18 — July 25
7	1990	(CLE 2, TOR 2, MIL 3)	May 21 — May 27
7	1995	(MIN 1, CWS 3, NYY 3)	May 18 — May 25
7	1996	(TOR 2, DET 4, MIL 1)	Apr. 17 — Apr. 24
7	1996	(CLE 3, KC 3, TOR 3)	June 9 — June 15
7	1997	(CWS 2, BAL 2, MIL 3)	June 12 — June 18
7	2008	(TOR 2, SEA 3, OAK 2)	May 31 — June 7
7	2009	(SD 3, SF 3, LAD 1)	June 12 — June 19
7	2013	(DET 3, HOU 3, STL 1)	June 25 — July 7
7	2015	(SEA 1, BOS 4, MIN 2)	July 12 — July 22
7	2015	(HOU 2, SEA 3, OAK 2)	Sept. 22 — Sept. 29
7	2018	(OAK 1, TEX 3, KC 3)	Apr. 8 — Apr. 14
7	2022	(MIN 1, OAK 3, TEX 3)	Sept. 25 — Oct. 2

### ANGELS LONGEST LOSING STREAKS

#G	YEAR	OPPONENTS	DATES
14	2022	(TEX 1, TOR 4, NYY 3, PHI 3, BOS 3)	May 25 — June 8
13	1988-89	(MIL 5, MIN 7, TEX 1)	Apr. 4 — Apr. 4
11	1974	(TEX 1, OAK 4, CLE 3, BAL 3)	June 30 — July 10
11	1992	(SEA 1, MIN 3, TOR 4, CLE 2, DET 1)	June 28 — July 9
11	1999	(LAD 2, SD 3, TEX 2, BAL 3, TB 1)	July 16 — July 26
11	2016	(OAK 1, SEA 4, CWS 2, CLE 4)	Aug. 4 — Aug. 20
10	1963	(DET 1, BAL 3, WSA 4, NYY 2)	June 30 — July 12
10	1969	(NYY 4, BOS 3, DET 3)	May 16 — May 25
10	1993	(CLE 2, BOS 3, NYY 4, OAK 1)	July 17 — July 26
9	1961	(NYY 3, CWS 5, KC 4)	June 11 — June 16
9	1970	(MIN 3, KC 2, CWS 2, MIL 2)	Sept. 4 — Sept. 12
9	1980	(NYY 3, BOS 4, BAL 2)	June 11 — June 19
9	1987	(NYY 4, BAL 2, TOR 3)	May 22 — May 31
9	1995	(BAL 3, NYY 3, BOS 3)	Aug. 25 — Sept. 3
9	1995	(CWS 1, KC 3, OAK 3, TEX 2)	Sept. 13 — Sept. 23

# CLUB HISTORY

## 1-0 WINS AND LOSSES

**GAMES:** 237

**RECORD:** 131-106

**HOME/ROAD:** 134/103

**HOME RECORD:** 91-43

**ROAD RECORD:** 40-63

**MOST WINS:** Chance (11); Finley (10); Ryan (7); Tanana, Newman (5); May, Washburn (4)

**MOST LOSSES:** Brunet (6); Wright, Tanana (5); Newman, May, McGlothlin, Ryan, Finley (4)

**MOST DECISIONS:** Finley (14, 10-4); Chance (13, 11-2); Ryan (11, 7-4); Tanana (10, 5-5); Newman (9, 5-4); Brunet (9, 3-6)

**EXTRA-INNING GAMES:** 32

**RECORD:** 20-12

**ROAD RECORD:** 6-6

**HOME RECORD:** 14-6

**LONGEST GAME:** 20 inn. (7/9/71) at Oak. (1-0 loss)

DATE	OPP	H/R	W/L	WINNER	LOSER	DATE	OPP	H/R	W/L	WINNER	LOSER
7/9/61	DET (1)	R	L	Lary	Grba	5/18/69	NY (2)	R	L	Hamilton	Wilhelm
4/12/62	CHI	R	W	McBRIDE	HORLEN	6/22/69	CHI	H	L	WYNNE	McGlothlin
5/20/62	BOS	R	W	Belinsky	Schwall	7/2/69	KC	R	L	BUTLER	MURPHY
6/6/62	CHI	H	W	McBRIDE	HERBERT	9/4/69	CHI	H	W	May	John
7/17/62	DET	H	W	McBRIDE	Aguirre	4/30/70	NY	R	L	BAHNSEN	May
8/10/62	MIN	H (11)	W	CHANCE	KAAT	9/3/70	KC	H	W	BRADLEY	ROOKER
4/13/63	CHI	H (15)	W	Navarro	Peters	5/20/71	MIN	H	W	WRIGHT	Corbin
6/4/63	CHI	H	W	OSINSKI	Peters	7/2/71	OAK	H	W	CLARK	ODOM
6/21/63	WAS	H	W	Chance	Rudolph	7/9/71	OAK	R (20)	L	Knowles	Queen
7/17/63	CLE (2)	H	W	Foytack	Kralick	8/5/71	CHI	H	L	WOOD	WRIGHT
7/31/63	CLE (1)	R	L	LATMAN	Newman	8/27/71	BOS	H	W	Messersmith	SIEBERT
8/9/63	NY	H	L	BOUTON	D. Lee	9/8/71	OAK	R	L	HUNTER	MAY
6/2/64	BOS	H	W	CHANCE	Lamabe	9/13/71	MIN	H	L	KAAT	MURPHY
6/26/64	KC (1)	H	W	Belinsky	Drabowsky	9/29/71	MIN	R	L	BLYLEVEN	WRIGHT
7/11/64	CHI	H	W	CHANCE	Talbot	4/15/72	CLE	H	W	MESSERSMITH	Bosman
7/15/64	DET (2)	H	W	CHANCE	Regan	6/15/72	TEX	H	L	COLBERT	Wright
7/17/64	MIN	R	W	Newman	Stigman	7/5/72	MIL	H	W	RYAN	STEPHENSON
7/24/64	KC	R	L	O'DONOGHUE	D. Lee	7/16/72	MIL (1)	R	W	MAY	COLBORN
8/5/64	BAL	H	W	Chance	Bunker	7/22/72	NY (1)	R	W	Barber	Lyle
8/18/64	DET (1)	R	W	CHANCE	Aguirre	7/31/72	KC	H	L	NELSON	Ryan
8/18/64	DET (2)	R	L	LOLICH	Newman	8/9/72	CHI	H	L	WOOD	Ryan
8/22/64	CLE (1)	R	L	SIEBERT	Chance	8/27/72	CLE	H (12)	W	RYAN	Hennigan
9/5/64	BAL	H	W	Brunet	Barber	9/3/72	BAL	H (10)	W	MESSERSMITH	WATT
9/22/64	CHI	H	W	NEWMAN	Howard	9/15/72	CHI	H (11)	W	MAY	BRADLEY
9/25/64	MIN	H	W	CHANCE	KAAT	9/22/72	MIN	R	L	BLYLEVEN	MESSERSMITH
4/25/65	NY (2)	R	L	STOTTLEMYRE	May	4/25/73	BAL	H	W	SINGER	McNALLY
5/3/65	BOS	H	W	CHANCE	Stephenson	5/4/73	BAL	R	W	MAY	McNALLY
5/21/65	CHI	H	W	Newman	JOHN	6/9/73	MIL	H	L	Colborn	MAY
6/19/65	CLE	R	L	TERRY	Newman	6/21/73	MIN	R	L	BLYLEVEN	WRIGHT
7/4/65	CHI	H	L	John	Brunet	8/26/73	BOS	H	W	SINGER	TIANT
7/10/65	CLE	H	W	Newman	McDOWELL	7/6/74	CLE	H	L	Bosman	FIGUEROA
8/31/65	NY	H	W	CHANCE	Stafford	8/19/74	DET	H	W	TANANA	Holdsworth
9/3/65	KC (2)	H	L	Krausse	Newman	8/20/74	DET	H (11)	L	LOLICH	RYAN
5/5/66	KC	H	W	Newman	Sheldon	9/5/74	CHI	H	L	Johnson	FIGUEROA
6/3/66	DET	H	L	Aguirre	M. LOPEZ	9/8/74	CHI	H	L	Kaat	HASSLER
6/8/66	CHI	H	W	BRUNET	Lamabe	4/26/75	OAK	H	W	Tanana	HOLTZMAN
6/19/66	KC (1)	R	L	KRAUSSE	WRIGHT	5/4/75	TEX	R	L	Hands	HASSLER
6/25/66	BAL	H	L	Bunker	BRUNET	5/16/75	BAL	R	L	PALMER	TANANA
7/6/66	DET	R (10)	W	Brunet	Sherry	5/31/75	BAL	H	L	CJELLAR	SINGER
7/20/66	BOS (2)	R (10)	W	Rojas	Wyatt	6/1/75	BAL	H	W	RYAN	Grimsley
8/12/66	CHI	R	L	JOHN	CHANCE	6/22/75	TEX	H	W	FIGUEROA	JENKINS
8/23/66	NY	R	W	CHANCE	Peterson	6/23/75	TEX	H (13)	L	Umbarger	Kirkwood
5/12/67	CHI	R	L	Horlen	Sanford	7/23/75	NY	R	W	TANANA	PALMER
5/13/67	CHI	R (10)	L	O'TOOLE	Rojas	8/10/75	BAL	H	W	Scott	MAY
6/1/67	WAS	R	L	PASCUAL	Clark	9/19/75	MIN	H	W	Pactwa	BLYLEVEN
7/13/67	CHI	R	L	Peters	Brunet	4/26/76	MIL	R	L	Colborn	TANANA
8/8/67	NY	H	L	Monbuquette	Brunet	5/12/76	TEX	H	L	SINGER	Kirkwood
8/11/67	BOS	H	W	McGLOTHLIN	Stange	5/26/76	CHI	H (11)	L	Brett	KIRKWOOD
9/2/67	CLE	H (12)	W	Rojas	Allen	6/15/76	MIL	H	W	RYAN	COLBORN
4/10/68	NY	R	L	STOTTLEMYRE	Brunet	8/5/76	TEX	R	L	BLYLEVEN	ROSS
6/28/68	WAS (2)	R (11)	W	Pattin	Knowles	9/20/76	TEX	H	W	RYAN	BLYLEVEN
7/27/68	CHI	H	L	Priddy	Brunet	10/3/76	OAK	R	W	RYAN	TORREZ
8/6/68	WAS (2)	R	L	COLEMAN	McGlothlin	5/30/77	CLE	R	L	ECKERSLEY	TANANA
8/10/68	BAL	R	L	BRABENDER	MURPHY	6/10/77	CLE	H	W	TANANA	GARLAND
8/19/68	BAL	H	L	HARDIN	McGLOTHLIN	6/24/77	TEX	H (10)	L	Devine	TANANA
9/28/68	CHI	H	W	Pattin	Fisher	7/31/77	BOS	H	L	AASE	LaRoche
4/29/69	SEA	R	L	PATTIN	McGLOTHLIN	4/7/78	OAK	H	W	TANANA	Langford
5/14/69	WAS	H	W	McGlothlin	Hannan	4/13/78	MIN	H (11)	W	LaRoche	T. Johnson
						6/7/78	OAK (2)	R	L	Keough	Griffin
						8/1/78	OAK	H	L	LANGFORD	RYAN
						8/7/78	OAK	R	L	RENKO	AASE
						8/20/78	BAL	H (14)	W	Griffin	Stanhouse

CLUB HISTORY

# CLUB HISTORY

## 1-0 WINS AND LOSSES

DATE	OPP	H/R	W/L	WINNER	LOSER	DATE	OPP	H/R	W/L	WINNER	LOSER
9/11/78	TEX	R	L	JENKINS	HARTZELL	6/8/01	LAD	R	W	Valdez	Carrara
5/2/79	NYL	H	W	RYAN	GUIDRY	6/13/01	SF	R	L	Ortiz	Schoeneweis
5/23/79	MIL	R	L	TRAVERS	AASE	7/2/01	OAK	R (12)	L	Tam	Hasegawa
7/2/80	CHI	R	L	BAUMGARTEN	TANANA	7/29/01	BAL	H	L	Mercedes	Valdez
9/22/81	CHI	H	W	Moreno	BAUMGARTEN	4/23/02	SEA	R	L	Franklin	ORTIZ
10/3/81	TEX	R	L	BUTCHER	MORENO	7/3/02	BAL	H	W	Washburn	ERICKSON
5/19/83	SEA	R	L	YOUNG	FORSCH	7/11/02	KC	R	W	Washburn	MAY
8/24/83	MIL	R (14)	L	Slaton	Hassler	7/28/02	SEA	R	W	Appier	Sasaki
9/14/83	KC	H (14)	L	Armstrong	Steirer	8/11/02	TOR	R	W	Washburn	Halladay
6/29/84	MIL	R	L	Haas	ROMANICK	9/17/02	OAK	R (10)	W	Weber	Koch
7/25/84	SEA	H (10)	W	Sanchez	BEATTIE	7/4/03	OAK	R	W	Sele	MULDER
8/18/84	BAL	R	L	BODDICKER	Witt	5/1/04	MIN	R	W	Rodriguez	Rincon
9/30/84	TEX	R	W	WITT	HOUGH	5/7/04	TB	H	W	LACKEY	Hendrickson
6/9/85	KC	H	W	Romanick	JACKSON	5/18/04	NY (11)	W	Shields	Quantrill	
9/27/86	TEX	H	L	HOUGH	Sutton	6/8/04	MIL	H (17)	L	Kinney	Ortiz
4/18/87	MIN	H	W	Candelaria	VIOLA	9/8/04	TOR	H	L	Miller	Escobar
6/12/87	KC	R	L	SABERHAGEN	WITT	9/15/04	SEA	R	L	FRANKLIN	Lackey
9/29/87	CHI	R	L	Bannister	WITT	9/19/04	TEX	H	L	Young	Washburn
5/4/88	DET	H	L	MORRIS	PETRY	4/16/05	OAK	R (10)	L	Calero	Shields
6/4/88	MIL	R	L	HIGUERA	PETRY	4/24/05	OAK	H	W	Shields	BLANTON
6/7/88	TEX	R	W	Finley	HOUGH	6/15/05	WAS	H	L	Drese	COLON
6/10/88	KC	H	W	PETRY	Leibrandt	5/1/06	OAK	H	L	Zito	Carrasco
4/26/89	DET	H	W	Finley	MORRIS	9/4/06	BAL	H	W	Weaver	Lopez
4/30/89	TOR	H (11)	W	McClure	Henke	6/27/07	KC	H	L	de la Rosa	Weaver
6/7/89	CLE	H	L	SWINDELL	FINLEY	4/2/08	MIN	R	W	Saunders	Blackburn
7/18/89	TOR	R	W	BYLIVEN	KEY	5/26/08	DET	H (12)	W	Arredondo	Dolsi
8/20/89	CLE	H	W	McCASKILL	BLACK	6/28/08	LAD	R	L	Billingsley	Weaver
4/11/90	SEA	H	W	Langston	Hanson	6/29/08	LAD	R	W	Lackey	Lowe
6/4/90	TEX	R	L	Brown	McCaskill	8/1/08	NY (11)	R	W	Santana	Rivera
6/22/90	DET	H	W	Bailes	Gibson	5/9/09	KC	H	W	SAUNDERS	GREINKE
8/17/90	BOS	R	W	FINLEY	BODDICKER	7/8/10	CWS	R	L	DANKS	SANTANA
9/2/90	CHI	H	W	Finley	FERNANDEZ	7/23/10	TEX	R	L	Wilson	Saunders
8/24/91	BOS	H	W	McCaskill	Morton	8/29/10	BAL	R	L	Guthrie	Weaver
8/28/91	DET	H	W	J. Abbott	GULLICKSON	5/28/11	MIN	R	L	Burnett	Takahashi
9/7/91	MIL	H	W	Finley	NAVARRO	6/29/11	WAS	H	W	Haren	ZIMMERMAN
9/8/91	MIL	H	W	J. Abbott	Plesac	7/5/11	DET	H	W	HAREN	Verlander
9/13/91	CHI	H	L	McDOWELL	J. ABBOTT	7/21/11	TEX	H	W	Weaver	Wilson
4/29/92	TOR	R	L	STOTTLEMYRE	J. ABBOTT	8/5/11	SEA	H	W	Walden	Cortes
8/11/92	MIL	H	W	Grahe	Navarro	6/19/13	SEA	H	W	Wilson	Saunders
9/26/92	CHI	R	W	Finley	Fernandez	7/24/13	MIN	H	W	Weaver	Pelfrey
8/24/93	BAL	R	L	Moyer	FINLEY	7/31/14	BAL	R (13)	W	Santiago	Webb
9/22/93	CHI	H	L	Alvarez	FINLEY	6/13/15	OAK	H	W	Wilson	GRAVEMAN
6/14/94	KC	R	W	FINLEY	Gubicza	7/17/15	BOS	H	W	Smith	Uehara
6/29/94	OAK	R	L	Eckersley	FINLEY	8/19/15	CWS	H	W	Weaver	Samardzija
7/2/94	BAL	R	W	LANGSTON	McDONALD	7/16/16	CWS	H	W	SHOEMAKER	Shields
7/8/95	MIL	H	W	LANGSTON	BONES	4/16/17	KC	R	L	Kennedy	Skaggs
5/28/96	NY	H	W	GRIMSLEY	ROGERS	9/12/17	HOU	H	L	Verlander	Richards
6/30/96	OAK	H	W	Hancock	WASDIN	6/5/18	KC	H	W	HEANEY	Keller
7/22/96	DET	H	W	Finley	OLIVARES	9/9/18	CWS	R	W	Heaney	Hamilton
6/23/97	TEX	R	W	Watson	Oliver	9/11/18	TEX	H	W	N. Ramirez	Sampson
5/12/99	NY (11)	R	W	Finley	Cone	7/31/21	OAK	H	W	Barria	Irvin
7/23/99	BAL	R	L	Guzman	McDowell	6/6/22	BOS	H	L	WACHA	Syndergaard
9/15/99	KC	R	W	Finley	Carter	6/8/22	BOS	H	L	Eovaldi	Herget
10/3/99	TEX	H	W	Washburn	Morgan	7/9/22	BAL	R	L	Kremer	Sandoval
4/23/00	TB	R	L	Eiland	Dickson	8/8/22	OAK	R	W	Suarez	Irvin
5/6/00	SEA	R	L	Sasaki	Holtz	8/19/22	DET	R	W	SANDOVAL	Manning
9/6/00	DET	R	W	Schoeneweis	Sparks	9/23/23	MIN	R	W	Rosenberg	Gray
9/17/00	MIN	R	L	RADKE	BELCHER						

CAPS indicate Complete Games



# CLUB HISTORY

## ANGELS NOTABLE TRADES

DATE	CLUB	ACQUIRED	TRADED
4/1/61	Chicago (N.L.)	Lou Johnson, OF	Jim McAnany, OF
4/4/61	New York (A.L.)	Fritz Brickell, INF	Duke Maas, P
5/8/61	New York (A.L.)	Lee Thomas, OF	Tex Clevenger, P
		Ryne Duren, P	Bob Cerv, OF
		Johnny James, P	
6/7/61	Detroit	Paul Foytack, P	Jerry Casale, P
5/15/62	Kansas City	Gordy Windhorn, OF	Marian Coughtry, INF
5/20/62	Minnesota	Don Lee, P	Jim Donohue, P
7/21/62	Kansas City	Dan Osinski, P	★Ted Bowsfield, P
12/11/62	Philadelphia	Jacke Davis, OF	Earl Averill, C/OF
6/15/63	Detroit	Frank Kostro, INF	George Thomas, OF
12/2/63	Cleveland	Barry Latman, P	Leon Wagner, OF
			★Joe Adcock, INF
4/28/64	Detroit	Willie Smith, P/OF	Julio Navarro, P
6/4/64	Boston	Lou Clinton, OF	Lee Thomas, OF
6/11/64	Cleveland	Vic Power, INF	Billy Moran, INF
	Minnesota	Lennie Green, OF	Frank Kostro, INF
10/14/64	Milwaukee	Phil Roof, c	★Dan Osinski, P
		Ron Piche, P	
11/21/64	San Francisco	Jose Cardenal, OF	Jack Hiatt, C
12/3/64	Philadelphia	Costen Shockley, INF	Bo Belinsky, P
		Rudy May, P	
6/1/65	Houston	Al Spangler, OF	Don Lee, P
6/15/65	Cleveland	★Bubba Morton, OF	Phil Roof, c
12/2/65	Baltimore	Norm Siebern, INF	Dick Simpson, OF
12/15/65	Houston	Ed Pacheco, C	Barry Latman, P
5/27/66	Los Angeles	Howie Reed, P	Dick Egan, P
			HJohn Butler, INF
12/2/66	Minnesota	Jimmie Hall, OF	Dean Chance, P
		Don Mincher, INF	★Jackie Hernandez, INF
		Pete Cimino, P	
12/14/66	San Francisco	Norm Siebern, INF	Norm Siebern, INF
12/15/66	Los Angeles	Nick Willhite, P	Bob Lee, P
5/6/67	Chicago (A.L.)	Bill Skowron, INF	Charles Nash, INF
5/10/67	Los Angeles	John Werhas, INF	Len Gabrielson, OF
6/10/67	New York (N.L.)	Jack Hamilton, P	Nick Willhite, P
6/15/67	Baltimore	Woody Held, INF/OF	Marcelino Lopez, P
			Tom Arruda, P
6/15/67	Kansas City	Roger Repoz, INF/OF	Jack Sanford, P
		Jack Warner, OF	
11/29/67	Cleveland	Chuck Hinton, OF	Jose Cardenal, OF
11/30/67	Cincinnati	Sammy Ellis, P	Bill Kelso, P
			Jorge Rubio, P
6/15/68	Cleveland	Vic Davallilo, OF	Jimmie Hall, OF
7/20/68	Chicago (A.L.)	Wayne Causey, INF	Woody Held, INF/OF
10/8/68	Cleveland	Eddie Fisher, P	Jack Hamilton, P
12/12/68	Kansas City	Hoyt Wilhelm, P	Ed Kirkpatrick, C/OF
			Dennis Paepke, C
1/20/69	Chicago (A.L.)	Bill Voss, OF	Sammy Ellis, P
		Andy Rubilotta, P	
4/4/69	Cleveland	Lou Johnson, OF	Chuck Hinton, INF/OF
5/14/69	Chicago (A.L.)	Sandy Alomar, INF	Bobby Knopf, INF
		Bob Priddy, P	
5/30/69	St. Louis	Jim Hicks, OF	Vic Davallilo, OF
6/15/69	Boston	Joe Azcue, C	Tom Satriano, C
10/24/69	Cincinnati	Mel Queen, P	★Jim McGlothlin, P
		★Alex Johnson, OF	★Vern Geisbert, P
		★Chico Ruiz, INF	
		★Pedro Borbon, P	
1/14/70	Cincinnati	Jack Fisher, P	Bill Harrelson, P
			Dan Loomer, INF
4/27/70	Washington	Ken McMullen, INF	Aurelio Rodriguez, INF
			Rick Reichard, OF
7/9/70	Chicago (N.L.)	Archie Reynolds, P	Juan Pizarro, P
10/11/70	Boston	Tony Conigliaro, OF	Ken Tatum, P
		Ray Jarvis, P	Jarvis Tatum, OF
		Gerry Moses, C	Doug Griffin, INF
10/21/70	Atlanta	John Burns, C	Marty Perez, INF
11/30/70	Chicago (A.L.)	Ken Berry, OF	Jay Johnstone, OF
		Syd O'Brien, INF	Tom Egan, C
		Billy Wynne, P	Tom Bradley, P
12/15/70	Cincinnati	Jim Maloney, P	Greg Garret, P
1/28/71	Milwaukee	Gene Brabender, P	Bill Voss, OF

DATE	CLUB	ACQUIRED	TRADED
10/5/71	Cleveland	Vada Pinson, OF	Alex Johnson, OF
		Frank Baker, OF	Gerry Moses, C
		Alan Foster, P	
11/30/71	Minnesota	Leo Cardenas, INF	Dave LaRoche, P
12/10/71	New York (N.L.)	Nolan Ryan, P	Jim Fregosi, INF
		Don Rose, P	
		Leroy Stanton, OF	
		Francisco Estrada, C	
1/26/72	Milwaukee	Andy Kosco, OF/INF	Tommy Reynolds, OF
5/5/72	Kansas City	Bob Oliver, OF/INF	Tom Murphy, P
6/10/72	Baltimore	Jerry DaVanon, INF	Roger Repoz, OF
7/28/72	Milwaukee	Paul Ratliff, C	Syd O'Brien, INF
		Ron Clark, INF	Joe Azcue, C
		Jack Hiatt, C	CASH
7/29/72	Houston	Chris Coletta, OF	Andy Kosco, OF
8/15/72	Boston	Bruce Miller, INF	Eddie Fisher, P
8/17/72	Chicago (A.L.)	Bruce Kimm, C	
11/28/72	Los Angeles	Frank Robinson, OF	Andy Messersmith, P
		Bill Singer, P	Ken McMullen, INF
		Mike Strahler, P	
		Bill Grabarkewitz, INF	
		Bobby Valentine, INF	
4/2/73	Cleveland	Tom McCraw, INF/OF	Leo Cardenas, INF
		Bob Marcano, INF	
4/14/73	San Francisco	Al Gallagher, INF	Bruce Miller, INF
5/20/73	Texas	Mike Epstein, INF	Jim Spencer, INF
		Rich Hand, P	Lloyd Allen, P
		Rick Stelmazek, C	
6/15/73	Cincinnati	Richie Scheinblum, OF	★Thor Skogan, P
			★Terry Wilshusen, P
			Billy Grabarkewitz, INF
			★Aurelio Monteaugado, P
			★Chris Coletta, OF
8/14/73	Philadelphia	★Denny Doyle, INF	
10/22/73	Milwaukee	Ellie Rodriguez, C	Clyde Wright, P
		Skip Lockwood, P	Steve Barber, P
		Gary Ryerson, P	Ken Berry, OF
		Ollie Brown, OF	Art Kusnyer, C
		Joe Lahoud, OF	
12/6/73	St. Louis	John Andrews, P	Jeff Torborg, C
2/23/74	Kansas City	Barry Razano, P	Vada Pinson, OF
4/30/74	Kansas City	Paul Schaaf, INF	Richie Scheinblum, OF
7/28/74	Chicago (N.L.)	Horatio Pina, P	Rick Stelmazek, C
7/31/74	St. Louis	Bob Heise, INF	★Doug Howard, OF
12/2/74	Boston	Tommy Harper, OF	Bob Heise, INF
12/3/74	New York (A.L.)	Bill Sudakis, INF	Skip Lockwood, P
3/22/75	New York (N.L.)	Ike Hampton, C	Ken Sanders, P
6/14/75	Boston	★Chuck Ross, P	Denny Doyle, INF
9/17/75	San Diego	Gary Ross, P	Bobby Valentine, OF
			★Rudy Meoli, INF
12/10/75	Texas	Jim Spencer, INF	Bill Singer, P
12/11/75	New York (A.L.)	Bobby Bonds, OF	Mickey Rivers, OF
			Ed Figueroa, P
12/11/75	Chicago (A.L.)	Bill Melton, INF	Jim Spencer, INF
		Steve Dunning, P	Morris Nettles, OF
1/12/76	St. Louis	Dick Sharon, OF	Bill Rothan, P
3/3/76	Boston	Dick Drago, P	John Balaz, OF
			Dick Sharon, OF
			Dave Machemer, INF
3/21/76	Los Angeles	Orlando Alvarez, OF	Ellie Rodriguez, C
5/29/76	St. Louis	Mario Guerrero, INF	Ed Jordan, C
6/6/76	Houston	Terry Humphrey, C	Ed Herrmann, C
		Mike Barlow, P	
9/3/76	St. Louis	Mike Eastler, OF	Ron Farkas, INF
12/3/76	Cleveland	★Stan Perzanowski, P	Bill Melton, INF
4/4/77	Pittsburgh	Randy Sealy, P	Mike Eastler, OF
5/11/77	Cleveland	Dave LaRoche, P	Bruce Bochte, INF
		Dave Schuler, P	Sid Monge, P
6/13/77	Baltimore	Dyar Miller, P	Dick Drago, P
6/15/77	Chicago (A.L.)	Ken Brett, P	Don Kirkwood, P
			John Verhoeven, P
			John Flannery, INF
			Craig Hendrickson, INF
6/15/77	Cincinnati	Gary Nolan, P	Bobby Bonds, OF
12/5/77	Chicago (A.L.)	Brian Downing, C	Thad Bosley, OF
		Chris Knapp, P	Dick Dotson, P
		Dave Frost, P	Jerry Remy, INF
12/8/77	Boston	Don Aase, P	Dale Kelly, C
12/8/77	Toronto	Ron Fairry, INF	
		Butch Alberts, INF	
2/4/78	Minnesota	Dan Ford, OF	Ron Jackson, INF
			Danny Goodin, C

# CLUB HISTORY

## ANGELS NOTABLE TRADES

DATE	CLUB	ACQUIRED	TRADED
12/5/78	Montreal	CASH	Tony Solaita, INF
2/3/79	Minnesota	Rod Carew, INF	Ken Landreaux, OF Dave Engle, INF Paul Hartzell, P Brad Havens, P
5/4/79	Texas	Bert Campaneris, INF	Dave Chalk, INF
6/5/79	Baltimore	Larry Harlow, OF	Floyd Rayford, INF
8/29/79	Seattle	John Montague, P	★Jim Anderson, INF
12/6/79	Kansas City	Al Cowens, OF Todd Cruz, INF	Willie Aikens, INF Rance Mulliniks, INF
5/27/80	Detroit	★Craig Eaton, P	Al Cowens, OF
6/12/80	Chicago (A.L.)	Jason Thompson, INF Randy Scarbery, P	Todd Cruz, INF
12/10/80	Boston	Rick Burleson, INF Butch Hobson, INF	Rick Miller, OF Mark Clear, P Carney Lansford, INF
1/23/81	Boston	Fred Lynn, OF Steve Renko, P Jim Dorsey, P	Joe Rudi, OF Frank Tanana, P
4/1/81	Houston	Ken Forsch, P	Dickie Thon, INF
4/1/81	Pittsburgh	Ed Ott, C Mickey Mahler, P	Jason Thompson, INF
12/11/81	Pittsburgh	Tim Foli, INF	Brian Harper, C
1/28/82	Baltimore	Doug DeCinces, INF Jeff Schneider, P	Dan Ford, OF
5/11/82	Minnesota	Doug Corbett, P Rob Wilfong, INF	Tom Brunansky, OF Mike Walters, P
8/31/82	New York (A.L.)	Tommy John, P	★Dennis Rasmussen, P
12/8/83	New York (A.L.)	Curt Kaufman, P	Tim Foli, INF
12/20/83	Milwaukee	Jim Slaton, P	Bobby Clark, OF
8/2/85	Pittsburgh	John Candelaria, P Al Holland, P George Hendrick, OF	Mike Brown, OF Pat Clements, OF Bob Kipper, P
9/10/85	Oakland	Don Sutton, P Robert Sharpnack, P	Jerome Nelson, OF
12/27/85	Montreal	Gary Lucas, P	Luis Sanchez, P Tim Arnold, C
12/19/86	New York (A.L.)	Butch Wynegar, C ★Alan Mills, P Johnny Ray, INF	Ron Romanick, P
8/29/87	Pittsburgh	★Miguel Garcia, P	Bill Merrifield, INF
9/16/87	New York (N.L.)	Shane Young, P	John Candelaria, P Jeff Richardson, P
12/5/87	Detroit	Dan Petry, P	Gary Pettis, OF
6/7/88	Cleveland	Ron Dorsett, C	★Colby Ward, P
10/3/88	Philadelphia	Lance Parrish, C	David Holdridge, P
11/3/88	Minnesota	Bert Blyleven, P Kevin Trudeau, P Paul Sorrento, INF	Mike Cook, P Rob Wassenaar, P
11/17/88	New York (A.L.)	Eric Schmidt, P	Brian Dorsett, C
12/7/88	Milwaukee	Bill Schroeder, C	Gus Polidor, INF
9/6/89	Cleveland	Ron Slaughter, P	★Mark McLemore
1/9/90	Cleveland	Scott Bailes, P	Colin Charlar, P Jeff Manto, INF
4/29/90	New York (A.L.)	Luis Polonia, OF	Claude Washington, OF Rich Monteleone, P
5/11/90	New York (A.L.)	Dave Winfield, OF	Mike Witt, P
12/2/90	Toronto	Junior Felix, OF Luis Sojo, INF	Devon White, OF Willie Fraser, P
12/4/90	Baltimore	Dave Gallagher, OF Mike Hook, P	David Martinez, P
3/14/91	Milwaukee	Dave Parker, INF/DH	Dante Bichette, OF ★Brandy Vann, P
7/30/91	San Diego	Shawn Abner, OF	Jack Howell, INF
12/8/91	Philadelphia	Von Hayes, OF	Kyle Abbott, LHP Ruben Amaro, Jr., OF
12/10/91	Milwaukee	Chuck Crim, P ★Ken Rivers, C	★Mike Fetters, P ★Marcus Moore, P
12/10/91	New York (N.L.)	Hubie Brooks, OF	Dave Gallagher, OF
4/12/92	New York (N.L.)	Julio Valera, P ★Julian Vasquez, P	Dick Schofield, INF
7/30/92	Toronto	Rob Ducey, OF Greg Myers, C	Mark Eichhorn, P

DATE	CLUB	ACQUIRED	TRADED
12/6/92	New York (A.L.)	J.T. Snow, INF Russ Springer, P	Jim Abbott, P
12/8/92	Toronto	Jerry Nielsen, P Kelly Gruber, INF	Luis Sojo, INF
1/15/93	Montreal	CASH Jeff Tuss, P ★Keith Morrison, P	Lee Stevens, INF
12/9/93	New York (A.L.)	Spike Owen, INF	Jose Musset, P
3/25/94	San Francisco	Steve Hosey, OF	Bob Gamez, P
3/29/94	San Diego	Harold Reynolds, INF	Hilly Hathaway, P
6/24/94	Baltimore	★Bo Ortiz, OF	Dwight Smith, OF
7/23/94	Chicago (A.L.)	Jeff Schwarz, P	Bob Melvin, C
4/13/95	Detroit	Tony Phillips, OF	Chad Curtis, OF
7/8/95	St. Louis	John Habyan, P	Mark Sweeney, OF
7/27/95	Chicago (A.L.)	Jim Abbott, P Tim Fortugno, P	Andrew Lorraine, P Bill Simas, P
8/9/95	Philadelphia	Dave Gallagher, OF	John Snyder, P McKay Christensen, OF
8/24/95	Oakland	Mike Aldrete, OF	Kevin Flora, OF ★Russ Springer, P Demond Smith, OF
1/18/96	New York (N.L.)	Aaron Ledesma, INF	Kevin Flora, OF
2/15/96	Cleveland	Jason Grimsley, P Pep Harris, P Don Slaught, C	Brian Anderson, P CASH
2/29/96	Cincinnati	Chuck McLeroy, P	Lee Smith, P
5/27/96	New York (A.L.)	Rich Monteleone, P	Mike Aldrete, OF
6/15/96	St. Louis	Pat Borders, C	Ben VanRyn, P
7/27/96	Chicago (A.L.)	Robert Ellis, C	Pat Borders, C
7/31/96	Detroit	Greg Gohr, P	Damion Easter, INF
8/31/96	Chicago (A.L.)	★Scott Vollmer, C	Don Slaught, C
10/28/96	Kansas City	Mark Gubicza, P Mike Bovee, P	Chili Davis, DH
11/27/96	San Francisco	Allen Watson, P Fausto Macey, P	J.T. Snow, INF
12/5/96	New York (A.L.)	Jim Leyritz C/INF	★Jeremy Blevins, P Ryan Kane, INF
4/14/97	San Francisco	Rich DeLucia, P	★Travis Thurmond, P
5/18/97	Chicago (A.L.)	Tony Phillips, OF Chad Kreuter, C	Jorge Fabregas, C Chuck McLeroy, P Jim Leyritz, C
7/29/97	Texas	Ken Hill, P	★Robert Sasser, INF Ryan Hancock, P
8/13/97	San Diego	Rickey Henderson, OF Stevenson Agosto, P	★George Arias, INF Aaron Guilel, INF/OF
8/23/97	San Diego	Angelo Encarnacion, C	
10/31/97	Texas	Mike Bell, INF	Matt Perisho, P
11/20/97	Cleveland	Phil Nevin, INF/OF Matt Walbeck, C	Nick Suse, P
3/30/98	St. Louis	Craig Shipley, INF	Chip Hale, INF
7/30/98	Chicago (A.L.)	Charlie O'Brien, C	Jason Stockstill, P Brian Tokarse, P
8/7/98	Milwaukee	Jeff Juden, P	CASH
8/20/98	Oakland	Mike Fetters, P	CASH
8/28/98	Philadelphia	Gregg Jefferies, INF	★Doug Nickle, P
9/18/98	Chicago (A.L.)	Chad Kreuter, C	CASH
12/14/98	St. Louis	Mark Petkovsek, P	★Matt Garrick, C
3/29/99	San Diego	Andy Sheets, INF Gus Kennedy, OF	Phil Nevin, INF Keith Volkman, P
3/30/99	Toronto	Tomas Perez, INF	Dave Hollins, INF
7/29/99	Oakland	Nathan Haynes, OF Jeff DaVanon, OF	Omar Olivares, P Randy Velarde, INF
3/23/00	St. Louis	Kent Bottenfield, P Adam Kennedy, INF	★Jim Edmonds, OF
7/30/00	Philadelphia	Ron Gant, OF	Kent Bottenfield, P
8/22/00	Colorado	Scott Karl, P	CASH
12/10/00	Cincinnati	Wilmy Caceres, INF	Seth Etherton, P
3/25/01	Chicago (N.L.)	Jose Nieves, INF	Mike Fyhrie, P
3/28/01	New York (A.L.)	Glenallen Hill, OF	Darren Blakely, OF
12/17/01	Tampa Bay	Mickey Callaway, RHP	Wilmy Caceres, INF
12/27/01	New York (N.L.)	Randy Appler, RHP	Mo Vaughn, INF
1/17/02	Toronto	Brad Fuller, INF/DH	Ryan Cooper, RHP
7/31/02	Milwaukee	Alex Ochoa, OF Sal Fasano, C	Jorge Fabregas, C ★Johnny Raburn, INF ★Pedro Liriano, RHP

# CLUB HISTORY

## ANGELS NOTABLE TRADES

DATE	CLUB	ACQUIRED	TRADED
7/29/03	Chicago (A.L.)	Gary Glover, RHP Tim Bittner, LHP Scott Dunn, RHP	Scott Schoeneweis, LHP Doug Nickle, RHP
11/19/04	Washington	Maicer Izturis, INF Juan Rivera, OF Dustin Moseley, RHP	Jose Guillen, OF Ramon Ortiz, RHP Wil Nieves, C
12/14/04	Cincinnati	Bret Prinz, RHP	Dusty Bergman, LHP Ronnie Ray, RHP
3/29/05	New York (A.L.)	Jason Christiansen, LHP	
8/30/05	San Francisco		
12/21/05	San Francisco	Edgardo Alfonzo, INF	Steve Finley, OF
2/28/06	Arizona	Phil Seibel, LHP	Alberto Callaspo, INF
5/30/06	Cincinnati	Kyle Edens, RHP	Esteban Yan, RHP
7/5/06	St. Louis	Terry Evans, OF	Jeff Weaver, RHP
11/20/06	Florida	Chris Resop, RHP	Kevin Gregg, RHP
12/15/06	Boston	Phill Seibel, LHP	Brendan Donnelly, RHP
7/21/07	New York (A.L.)	Jeff Kennard, RHP	Joe Molina, C
11/19/07	Chicago (A.L.)	Jon Garland, RHP	Orlando Cabrera, INF
7/29/08	Atlanta	Mark Teixeira, INF	Casey Kotchman, INF Steve Marek, RHP
8/28/09	Tampa Bay	Scott Kazmir, LHP	★Sean Rodriguez, INF Alex Torres, LHP Matt Sweeney, INF
7/22/10	Kansas City	Alberto Callaspo, INF	Sean O'Sullivan, RHP Will Smith, LHP
7/25/10	Arizona	Dan Haren, RHP	Joe Saunders, RHP Rafael Rodriguez, RHP Patrick Corbin, LHP ★Tyler Skaggs, LHP
8/27/10	Minnesota	Brian Fuentes, LHP	★Loek Van Mil, RHP
10/21/11	Toronto	Vernon Wells, OF	Mike Napoli, C Juan Rivera, OF Tyler Chatwood, RHP
11/30/11	Colorado	Chris Iannetta, C	Jeff Mathis, C
12/3/11	Toronto	Brad Mills, LHP	Alexi Amarista, INF
5/3/12	San Diego	Ernesto Frieri, RHP	Donn Roach, RHP Jean Segura, INF Johnny Hellweg, RHP Ariel Pena, RHP
7/27/12	Milwaukee	Zack Greinke, RHP	
12/19/12	Seattle	Jason Vargas, LHP	Kendrys Morales, INF
3/26/13	New York (A.L.)	Ericcardo Cayones, OF Kramer Sneed, LHP	Vernon Wells, OF
3/27/13	Tampa Bay	Dane De La Rosa, RHP	Steven Geltz, RHP
7/29/13	Atlanta	Cory Rasmus, RHP	Scott Downs, LHP
7/30/13	Oakland	Grant Green, INF	Alberto Callaspo, INF
11/22/13	St. Louis	David Freese, INF Fernando Salas, RHP	Peter Bourjos, OF Randal Grichuk, OF Mark Trumbo, INF/OF
12/10/13	Arizona	Hector Santiago, LHP	★A.J. Schugel, RHP
3/21/14	Detroit	Jose Alvarez, LHP	Andrew Romine, INF
6/27/14	Pittsburgh	Jason Grilli, RHP	Ernesto Frieri, RHP
7/5/14	Arizona	Tony Campana, OF Joe Thatcher, LHP	Zach Borenstein, OF Joey Krehbiel, RHP
7/19/14	San Diego	Huston Street, RHP Trevor Gott, RHP	Taylor Lindsey, INF Elliot Morris, RHP Jose Rondon, INF R.J. Alvarez, RHP
8/7/14	Cleveland	Vinnie Pestano, RHP	Michael Clevinger, RHP
8/21/14	Chicago (A.L.)	Gordon Beckham, INF	CASH
11/5/14	Houston	Nick Tropeano, RHP Carlos Perez, C	Hank Conger, C
11/5/14	Tampa Bay	Cesar Ramos, LHP	Mark Sappington, RHP
12/9/14	Los Angeles	Drew Butera, C	Matt Long, OF
12/11/14	Colorado	Josh Rutledge, INF	Jairo Diaz, RHP
12/11/14	Los Angeles	Andrew Heaney, LHP	Howie Kendrick, INF
12/16/14	Tampa Bay	Matt Joyce, OF	Kevin Jepsen, RHP
12/19/14	Kansas City	Johnny Giavotella, INF	Brian Broderick, RHP
7/27/15	Boston	Shane Victorino, INF	Josh Rutledge, INF
7/28/15	Tampa Bay	David DeJesus, OF	Eduar Lopez, RHP
7/28/15	Cleveland	David Murphy, OF	Eric Stamets, INF
11/12/15	Atlanta	Andrelton Simmons, INF	Erick Aybar, INF Sean Newcomb, RHP Chris Ellis, RHP
12/10/15	Washington	Yunel Escobar, INF	Trevor Gott, RHP

DATE	CLUB	ACQUIRED	TRADED
11/3/16	Detroit	Cameron Maybin, OF	Victor Alcantara, RHP
12/10/16	Washington	Danny Espinosa, INF	Austin Adams, RHP Kyle McGowin, RHP Grayson Long, RHP Tony Sanchez, C
8/31/17	Detroit	Justin Upton, OF	
8/31/17	Atlanta	Brandon Phillips, INF	
11/30/17	Atlanta	Jim Johnson, RHP	Justin Kelly, LHP
12/13/17	Detroit	International Pool Space Ian Kinsler, INF	Wilkel Hernandez, RHP Troy Montgomery, OF C.J. Cron, INF Martin Maldonado, C Ian Kinsler, INF
2/17/18	Tampa Bay	★Luis Rengifo, INF	
7/26/18	Houston	Brandon Sandoval, LHP	
7/30/18	Boston	Ty Buttrey, RHP Williams Jerez, LHP	
11/29/18	Chicago (N.L.)	Tommy La Stella, INF	★Conor Lillis-White, LHP
12/4/19	Baltimore	Dylan Bundy, RHP	Kyle Bradish, RHP Kyle Brnovich, RHP Isaac Mattson, RHP Zach Peck, RHP Zack Cozart, INF Will Wilson, INF Jeremy Beasley, RHP Tommy La Stella, INF Jason Castro, C Brian Goodwin, OF
12/10/19	San Francisco	★Garrett Williams, LHP	
1/14/20	Arizona	Matt Andriese, RHP	
8/28/20	Oakland	Franklin Barreto, INF	
8/30/20	San Diego	Gerardo Reyes, RHP	
8/31/20	Cincinnati	Packy Nugent, LHP ★Jose Salvador, LHP	
12/02/20	Baltimore	José Iglesias, INF	Garrett Stalling, RHP Jean Pinto, RHP Noé Ramirez, RHP ★Leo Rivas, INF Jahmal Jones, INF
12/07/20	Cincinnati	Raisel Iglesias, RHP CASH	
2/2/21	Baltimore	Alex Cobb, RHP CASH	
2/4/21	St. Louis	Dexter Fowler, OF CASH	CASH
2/8/21	Tampa Bay	Aaron Slegers, RHP	CASH
5/18/21	Tampa Bay	Hunter Strickland, RHP	CASH or PTBNL
6/12/21	Milwaukee	CASH	Hunter Strickland, RHP
7/30/21	San Francisco	Sam Selman, LHP Ivan Armstrng, RHP Jose Marte, RHP Janson Junk, RHP Elvis Peguero	Tony Watson, LHP Andrew Heaney, LHP
11/22/21	New York (A.L.)	Tyler Wade	PTBNL
8/2/22	Philadelphia	Logan O'Hoppe, C Mickey Moniak, OF Jadriel Sanchez, OF Tucker Davidson, LHP Jessie Chavez, RHP	Brandon Marsh, OF Noah Syndergaard, RHP
8/2/22	Atlanta		Raisel Iglesias, RHP
11/18/22	Minnesota	Gio Urshela, INF	Alejandro Hidalgo, RHP
11/22/22	Milwaukee	Hunter Renfro, OF	Jason Junk, RHP Elvis Peguero, RHP Adam Seminaris, LHP Coleman Crow, RHP Landon Marceaux, RHP Connor Van Scoyoc, RHP Edgar Quero, C Kry Bush, LHP Jake Madden, RHP Mason Albright, LHP Jeremiah Jackson, INF David Fletcher, INF Max Stassi, C

#Compensation for player who retired  
★Designates player to be named later

# CLUB HISTORY

## NOTABLE FREE AGENT SIGNINGS

DATE	PLAYER/POSITION	PREVIOUS CLUB	DATE	PLAYER/POSITION	PREVIOUS CLUB
11/16/76	Don Baylor, DH/OF	Oakland	11/22/07	Torii Hunter, OF	Minnesota
11/17/76	Joe Rudi, INF	Oakland	12/31/08	Brian Fuentes, LHP	Colorado
11/24/76	Bobby Grich, INF	Baltimore	2/12/09	Bobby Abreu, OF	New York (A.L.)
11/21/77	Lyman Bostock, OF	Minnesota	12/14/09	Hideki Matsui, OF	New York (A.L.)
12/3/78	Jim Barr, RHP	San Francisco	12/23/09	Fernando Rodney, RHP	Detroit
11/16/79	Bruce Kison, RHP	Pittsburgh	1/20/10	Joel Pineiro, RHP	St. Louis
12/5/79	Freddie Patek, INF	Kansas City	12/2/10	Hisanori Takahashi, LHP	New York (N.L.)
12/2/80	Geoff Zahn, LHP	Minnesota	12/10/10	Scott Downs, LHP	Toronto
12/29/80	Juan Beniquez, OF	Seattle	12/7/11	LaTroy Hawkins, RHP	Milwaukee
1/16/81	Bill Travers, LHP	Milwaukee	12/10/11	Albert Pujols, INF	St. Louis
1/22/82	Reggie Jackson, OF	New York (A.L.)	12/10/11	C.J. Wilson, LHP	Texas
1/21/83	Ellis Valentine, OF	New York (N.L.)	11/28/12	Ryan Madson, RHP	Cincinnati
1/10/85	Rob Wilfong, INF	Minnesota	12/12/12	Joe Blanton, RHP	Los Angeles (N.L.)
1/30/85	Ruppert Jones, OF	Detroit	12/12/12	Sean Burnett, LHP	Washington
12/1/87	Chili Davis, OF	San Francisco	12/15/12	Josh Hamilton, OF	Texas
1/17/89	Claudell Washington, OF	New York (A.L.)	11/29/13	Joe Smith, RHP	Cleveland
12/1/89	Mark Langston, LHP	Montreal	12/27/13	Raul Ibanez, OF	Seattle
2/21/90	Greg Minton, RHP	San Francisco	1/16/14	John McDonald, INF	Boston
1/23/91	Gary Gaetti, INF	Minnesota	11/9/16	Andrew Bailey, RHP	Los Angeles (A.L.)
5/20/91	Fernando Valenzuela, LHP	Los Angeles (N.L.)	11/11/16	Jesse Chavez, RHP	Los Angeles (N.L.)
2/14/92	Alvin Davis, INF	Seattle	12/23/16	Ben Revere, OF	Washington
12/11/92	Chili Davis, OF	Minnesota	12/9/17	Shohei Ohtani, RHP/DH	Nippon-Ham (Japan)
2/11/93	Scott Sanderson, RHP	New York (A.L.)	12/15/17	Zack Cozart, INF	Cincinnati
1/31/94	Bo Jackson, OF	Chicago (A.L.)	12/20/18	Trevor Cahill, RHP	Oakland
2/1/94	Dwight Smith, OF	Chicago (N.L.)	12/1/18	Matt Harvey, RHP	Cincinnati
12/14/94	Lee Smith, RHP	Baltimore	1/20/19	Cody Allen, RHP	Cleveland
11/21/95	Randy Velarde, INF	New York (A.L.)	12/13/19	Anthony Rendon, INF	Washington
11/20/96	Dave Hollins, INF	Seattle	12/21/19	Julio Teheran, RHP	Atlanta
12/18/96	Eddie Murray, INF	Baltimore	1/7/20	Jason Castro, C	Minnesota
12/11/97	Omar Olivares, RHP	Seattle	12/15/20	Alex Claudio, LHP	Milwaukee
12/19/97	Cecil Fielder, INF	New York (A.L.)	1/15/21	Kurt Suzuki, C	Washington
2/27/98	Jack McDowell, RHP	Cleveland	1/22/21	José Quintana, LHP	Chicago (N.L.)
12/11/98	Mo Vaughn, INF	Boston	7/14/21	Adam Eaton, OF	Chicago (A.L.)
12/23/98	Tim Lincecum, RHP	Kansas City	11/16/21	Noah Syndergaard, RHP	New York (N.L.)
1/11/00	Scott Spiezio, INF	Oakland	11/22/21	Aaron Loup, LHP	New York (N.L.)
1/26/00	Kent Mercker, LHP	Boston	11/30/21	Michael Lorenzen, RHP	Cincinnati
1/11/00	Pat Rapp, RHP	Baltimore	12/1/21	Raisel Iglesias, RHP	Los Angeles (A.L.)
1/4/01	Ismael Valdez, RHP	Los Angeles (N.L.)	3/16/22	Matt Duffy, INF	Chicago (N.L.)
1/25/01	Wally Joyner, INF	Atlanta	3/18/22	Archie Bradley, RHP	Philadelphia
12/19/01	Dennis Cook, LHP	Philadelphia	3/19/22	Ryan Tepera, RHP	Chicago (A.L.)
1/4/02	Aaron Sele, RHP	Seattle	11/16/22	Tyler Anderson LHP	Los Angeles (N.L.)
12/30/02	Eric Owens, OF	Florida	12/5/22	Carlos Estévez, RHP	Colorado
11/24/03	Kelvim Escobar, RHP	Toronto	12/22/22	Brandon Drury, INF	San Diego
12/10/03	Bartolo Colon, RHP	Chicago (A.L.)	2/16/23	Matt Moore, LHP	Texas
12/20/03	Jose Guillen, OF	Oakland	12/13/23	Luis García, RHP	San Diego
1/14/04	Vladimir Guerrero, OF	Montreal		Adam Cimber, RHP	Toronto
12/11/04	Steve Finley, OF	Los Angeles (N.L.)	1/6/24	Zach Plesac, RHP	Cleveland
12/14/04	Paul Byrd, RHP	Atlanta	1/23/24	Robert Stephenson, RHP	Tampa Bay
1/12/05	Orlando Cabrera, INF	Boston	1/27/24	Matt Moore, LHP	Miami
12/2/05	Hector Carrasco, RHP	Washington	1/29/24	Aaron Hicks, OF	Baltimore
2/23/06	Jeff Weaver, RHP	Los Angeles (N.L.)	2/3/24	José Cisnero, RHP	Detroit
11/19/06	Justin Speier, RHP	Toronto			
11/22/06	Gary Matthews Jr., OF	Texas			
12/11/06	Darren Oliver, LHP	New York (N.L.)			
1/8/07	Shea Hillenbrand, INF	San Francisco			

## MLB SECURITY POLICIES

**Bag Inspections:** Fans may not bring coolers, backpacks and large bags (exceeding 16x16x8) into any ballpark. All bags will be inspected before they are permitted into the ballpark.

**Vehicles:** Only authorized vehicles may be parked within 100 feet of any ballpark exterior. Authorized vehicles may include law enforcement/emergency vehicles, broadcast equipment trucks, and vehicles of Club staff, players and their families and umpires. Unattended cars left overnight will be investigated and removed as soon as possible.

**Clubhouse and Field Access:** Clubhouse security will be provided for at least four hours prior to each game. With the exception of permitted players' family members, absolutely no one without proper credentials will be given access to the clubhouse, field or press box. Except for uniformed players and staff, all persons entering the clubhouse or field area (including credentialled personnel and permitted players' family members) must present photo identification and be logged in prior to gaining access.

Club security personnel will make random credential checks of photographers and others present on the field. All equipment and bags used by members of the press must be thoroughly inspected before being allowed into a ballpark. All broadcast equipment trunks must be removed from the ballpark immediately following pre-game set-up.

# CLUB HISTORY

## ANGELS FIRST ROUND DRAFT SELECTIONS

YEAR	PLAYER	POSITION	MONTH	SIGNED
1965	★ Jim Spencer	First Base	June	Yes
1966	Ronald Cherry	Catcher	January	No
1966	James Vopicka	Shortstop	January (SP)	Yes
1966	James Deneff	Shortstop	June	Yes
1966	★ Andy Messersmith	Pitcher	June (SP)	Yes
1967	David McCormick	Pitcher	January	Yes
1967	★ Tom Murphy	Pitcher	January (SP)	Yes
1967	William Nunn	Catcher	June	Yes
1967	★ Greg Washburn	Pitcher	June (SP)	Yes
1968	Robert Johnson	Pitcher	January	No
1968	Dayle Campbell	First Base	January (SP)	Yes
1968	Lloyd Allen	Pitcher	June	Yes
1968	Larry Hanson	Shortstop	June (SP)	Yes
1969	Randall Bayer	First Base	January	No
1969	Sherwood Hahn	Pitcher	January (SP)	No
1969	★ Alan Bannister	Shortstop	June	No
1969	Robert Beach	Pitcher	June (SP)	No
1970	Paul Sands	Pitcher	January	No
1970	★ John Doherty	Outfielder	January	Yes
1970	★ Paul Dade	Third Base/OF	June	Yes
1970	Richard Soriano	Outfielder	June (SP)	No
1971	Earl Austin	Third Base	January	Yes
1971	★ Robert Allietta	Catcher	January (SP)	Yes
1971	★ Frank Tanana	Pitcher	June	Yes
1971	John Donovan	Pitcher	June (SPD)	Yes
1971	James Officer	Pitcher	June (SPA)	Yes
1972	★ Thomas Donohue	Catcher	January	Yes
1972	★ Craig Caskey	Pitcher	January (SP)	No
1972	★ Dave Chalk	Third Base	June	Yes
1972	★ Dave Collins	First Base/OF	June (SP)	Yes
1973	Randy Smith	Pitcher	January	Yes
1973	Jeff Fera misco	INF/OF	January (SP)	No
1973	Billy Taylor	Outfielder	June	Yes
1973	David Bedrosian	Second Base	June (SP)	No
1974	Lawrence Howser	Shortstop	January	No
1974	David Bedrosian	Second Base	January (SP)	No
1974	★ Mike Miley	Shortstop	June	Yes
1974	★ John Canera	Pitcher	June (SP)	Yes
1975	★ Willie Aikens	First Base	January	Yes
1975	★ Gil Kubski	Third Base	January (SP)	Yes
1975	★ Danny Goodwin	Catcher	June	Yes
1975	★ Garry Hancock	Outfielder	June (SP)	No
1976	Stephen Tebbetts	Outfielder	January	Yes
1976	Greg Johnson	Pitcher	January (SP)	Yes
1976	★ Ken Landreaux	Outfielder	June	Yes
1976	John Racanelli	Pitcher	June (SP)	Yes
1977	★ Alan Wiggins	Infielder	January	Yes
1977	Robert Healy	Pitcher	January (SP)	Yes
1977	★ Richard Dotson	Pitcher	June	Yes
1977	★ Mike Walters	Pitcher	June (SP)	Yes
1978	Rick Evans	Pitcher	January	No
1978	James Glenn	Outfielder	January (SP)	No
1978	★ Tom Brunansky	Outfielder	June	Yes
1978	Paul Homrig	First Base	June (SP)	No
1979	Dennis Ivy	OF/First Base	January	No
1979	★ Otis Nixon	Third Base	January (SP)	No
1979	Mark Pedersen	Pitcher	June (SP)	Yes
1980	Christopher Ray	Pitcher	January	Yes
1980	Thomas McLaughlin	Pitcher	January (SP)	No
1980	★ Dennis Rasmussen	Pitcher	June	Yes
1980	★ Bill Mooneyham	Pitcher	June (SP)	Yes
1981	Kevin Price	Pitcher	January	Yes
1981	★ Ron Romanick	Pitcher	January (SP)	Yes
1981	★ Dick Schofield	Shortstop	June	Yes
1981	Reggie Montgomery	Outfielder	June (SP)	Yes
1982	Jay Lewis	Pitcher	January	Yes
1982	Kendall Walling	Shortstop	January (SP)	No
1982	★ Bob Kipper	Pitcher	June	Yes
1982	Mark Bauer	Pitcher	June (SP)	No
1983	Steve Lee	Outfielder	January	Yes
1983	★ Brad Arnsberg	Pitcher	January (SP)	No
1983	Mark Doran	Outfielder	June	Yes
1983	Byron Kemmerling	Pitcher	June (SP)	Yes
1984	David Martinez	Pitcher	January	Yes
1984	Robert Auth	Pitcher	January (SP)	No
1984	★ Erik Pappas	Catcher	June	Yes
1984	Erik Tutt	Outfielder	June (SP)	No



# CLUB HISTORY

## ANGELS FIRST ROUND DRAFT SELECTIONS

YEAR	PLAYER	POSITION	MONTH	SIGNED
1985	John Wilder	Pitcher	Jan.	No
1985	★ Chuck Finley	Pitcher	Jan. (SP)	Yes
1985	★ Willie Fraser	Pitcher	June	Yes
1985#	★ Mike Cook	Pitcher	June	Yes
1985	Gary Nalls	Shortstop	June (SP)	Yes
1986	Brandy Vann	Pitcher	Jan.	Yes
1986	Jeffrey Marr	Pitcher	Jan. (SP)	No
1986	★ Roberto Hernandez	Pitcher	June	Yes
1986	★ Mike Fetters	Pitcher	June	Yes
1986	★ Lee Stevens	First Base	June	Yes
1986	Daryl Green	Pitcher	June	Yes
1987	★ John Orton	Catcher	June	Yes
1987#	★ David Holdridge	Pitcher	June	Yes
1988	★ Jim Abbott	Pitcher	June	Yes
1989	★ Kyle Abbott	Pitcher	June	Yes
1990	★ Phillip Leftwich	Pitcher	June	Yes
1991	★ Eduardo Perez	Outfielder	June	Yes
1991#	★ Jorge Fabregas	Catcher	June	Yes
1992	Pete Janicki	Pitcher	June	Yes
1992#	★ Jeff Schmidt	Pitcher	June	Yes
1993	★ Brian Anderson	Pitcher	June	Yes
1994	★ McKay Christensen	Outfielder	June	Yes
1995	★ Darin Erstad	Outfielder	June	Yes
1996	Chuck Abbott	Infielder	June	Yes
1997	★ Troy Glaus	Infielder	June	Yes
1998	★ Seth Etherton	Pitcher	June	Yes
1999	★ John Lackey	Pitcher	June	Yes
2000	Joe Torres	Pitcher	June	Yes
2000#	★ Chris Bootcheck	Pitcher	June	Yes
2001	★ Casey Kotchman	Infielder	June	Yes
2002	★ Joe Saunders	Pitcher	June	Yes
2003	★ Brandon Wood	Infielder	June	Yes
2004	★ Jered Weaver	Pitcher	June	Yes
2005	★ Trevor Bell	Pitcher	June	Yes
2006	★ Hank Conger	Catcher	June	Yes
2007	Jonathan Bachanov	Pitcher	June	Yes
2008	★ Tyler Chatwood	Pitcher	June	Yes
2009	★ Randal Grichuk	Outfielder	June	Yes
2009	★ Michael Trout	Outfielder	June	Yes
2009#	★ Tyler Skaggs	Pitcher	June	Yes
2009#	★ Garrett Richards	Pitcher	June	Yes
2009#	Tyler Kehrre	Pitcher	June	Yes
2010#	★ Kaleb Cowart	Infielder	June	Yes
2010#	★ Cam Bedrosian	Pitcher	June	Yes
2010	Chevy Clarke	Outfielder	June	Yes
2010#	Taylor Lindsey	Infielder	June	Yes
2010#	Ryan Bolden	Outfielder	June	Yes
2011	★ C.J. Cron	Infielder	June	Yes
2012	★ R.J. (Roy) Alvarez	Pitcher	June	Yes
2013	Hunter Green	Pitcher	June	Yes
2014	★ Sean Newcomb	Pitcher	June	Yes
2015	★ Taylor Ward	Catcher	June	Yes
2016	★ Matt Thaiss	Infielder	June	Yes
2017	★ Jo Adell	Outfielder	June	Yes
2018	★ Jordyn Adams	Outfielder	June	Yes
2019	Will Wilson	Infielder	June	Yes
2020	★ Reid Detmers	Pitcher	June	Yes
2021	★ Sam Bachman	Pitcher	July	Yes
2022	★ Zach Neto	Infielder	July	Yes
2023	★ Nolan Schanuel	Infielder	July	Yes

SP - Secondary Phase  
 SPA - Secondary Phase Active  
 SPD - Secondary Phase Delayed

# - Compensation Selection  
 ★ - Played in Major Leagues



Nolan Schanuel made his Major League debut on Aug. 18, 2023 - 40 days after being selected in the first round of the 2023 Draft

### PITCHING/FIELDING

NO-HITTER by ANGELS – Reid Detmers, May 10, 2022 vs. Tampa Bay (12-0 score, 12th no-hitter in Angels' history)

NO-HITTER vs. ANGELS – Eric Milton, Sept. 11, 1999 at Minnesota (7-0 score)

ONE-HITTER by ANGELS – Shohei Ohtani (9 IP); July 27, 2023 (Game 1) at Detroit (6-0 W)

ONE-HITTER vs. ANGELS – Max Scherzer (7 IP), Martín Pérez (2 IP); Aug. 14, 2023 at Texas (0-12 L)

10-OR-MORE STRIKEOUT GAME by ANGELS STARTER – Chase Silseth (12), Aug. 6, 2023 vs. Seattle (11th 10+ strikeout game by an Angels starter in 2023)

10-OR-MORE STRIKEOUT GAME by OPPONENT STARTER – Joe Ryan (10); Sept. 24, 2023 vs. Seattle (15th 10+ strikeout game by an opponent starter in 2023)

CONSECUTIVE 10-OR-MORE STRIKEOUT GAMES – Shohei Ohtani, June 21 & June 27, 2023

SHUTOUT by ANGELS – Kenny Rosenberg (5 IP – W), Jimmy Herget (1 IP), Ben Joyce (1 IP), José Soriano (1 IP), Carlos Estévez (1 IP); Sept. 23, 2023 at Minnesota (9th Angels shutout in 2023)

SHUTOUT vs. ANGELS – Dane Dunning (7 IP), Aroldis Chapman (1 IP), José Leclerc (1 IP); Sept. 27, 2023 vs. Texas (7th time being shutout in 2023)

COMPLETE GAME by ANGELS – Shohei Ohtani (9 IP – W); July 27, 2023 (Game 1) at Detroit (6-0 W)

COMPLETE GAME vs. ANGELS – Michael Wacha (9.0 IP – W); June 6, 2022 vs. Boston

CONSECUTIVE SHUTOUTS by ANGELS – Reid Detmers (5.1 IP), Andrew Wantz (0.2 IP), Jose Marte (1 IP), Gerardo Reyes (1 IP), Jesse Chavez (1 IP); Aug. 26, 2022 at Toronto & Shohei Ohtani (7 IP) & Jimmy Herget (2 IP); Aug. 27, 2022 at Toronto

CONSECUTIVE SHUTOUTS vs. ANGELS – Clayton Kershaw (7 IP – W), Caleb Ferguson (1 IP), Evan Phillips (1 IP); June 20, 2023 vs. Los Angeles (N.L.) & Brusdar Graterol (2 IP), Victor González (1.1 IP – W), Yency Almonte (1.1 IP), Alex Vesia (1 IP), Ryan Brasier (1.1 IP), Caleb Ferguson (1 IP), Evan Phillips (1 IP); June 21, 2023 vs. Los Angeles (N.L.)

CONSECUTIVE SHUTOUTS, INDIVIDUAL, by ANGELS – John Lackey, July 7, 2006 at Oakland (3-0 score) & July 14, 2006 vs. Tampa Bay (3-0 score)

CONSECUTIVE COMPLETE GAMES by ANGELS – Jerome Williams (9 IP), 4-0 score, May 1, 2012 vs. Minnesota; Jered Weaver (9 IP), 9-0 score, May 2, 2012 vs. Minnesota

CONSECUTIVE COMPLETE GAMES vs. ANGELS – Brandon Morrow (9 IP), 5-0 score, May 3, 2012 vs. Toronto; Henderson Alvarez (9 IP), 4-0 score, May 4, 2012 vs. Toronto

CONSECUTIVE COMPLETE GAME VICTORIES by ANGELS – Jerome Williams (9 IP), 4-0 score, May 1, 2012 vs. Minnesota; Jered Weaver (9 IP), 9-0 score, May 2, 2012 vs. Minnesota

CONSECUTIVE COMPLETE GAME DEFEATS vs. ANGELS – Brandon Morrow (9 IP), 5-0 loss, May 3, 2012 vs. Toronto; Henderson Alvarez (9 IP), 4-0 loss, May 4, 2012 vs. Toronto

1-0 GAME, VICTORY – Kenny Rosenberg (5 IP – W), Jimmy Herget (1 IP), Ben Joyce (1 IP), José Soriano (1 IP) Carlos Estévez (1 IP – SV); Sept. 23, 2023 at Minnesota

1-0 GAME, DEFEAT – Dean Kremer (5 IP), Bruce Zimmermann (1 IP), Joey Krehbiel (0.2 IP), Félix Bautista (1.1 IP) & Jorge López (1 IP); July 9, 2022 at Baltimore

LAST ANGELS POSITION PLAYER TO PITCH – Eduardo Escobar, Sept. 15, 2023 vs. Detroit (1.2 IP)

TRIPLE PLAY by ANGELS – Aug. 18, 2023 vs. Tampa Bay

TRIPLE PLAY vs. ANGELS – Sept. 20, 2022 at Texas

### BATTING

INSIDE-THE-PARK HOME RUN by ANGELS – Tommy La Stella; June 25, 2019 vs. Cincinnati (1st inning off Tyler Mahle)

INSIDE-THE-PARK HOME RUN vs. ANGELS – Edwin Encarnación; Apr. 2, 2018 vs. Cleveland (2nd inning off JC Ramirez)

PINCH-HIT HOME RUN by ANGELS – Andrew Velazquez, Aug. 12, 2023 at Houston (9th inning off Hector Neris)

PINCH-HIT HOME RUN vs. ANGELS – Seth Brown, Sept. 3, 2023 at Oakland (6th Inning off Andrew Wantz)

GRAND SLAM by ANGELS – Shohei Ohtani, Aug. 18, 2023 vs. Tampa Bay (2nd Inning off Erasmo Ramirez)

GRAND SLAM vs. ANGELS – Cade Marlowe — Aug. 3, 2023 vs. Seattle (9th inning off Carlos Estévez)

WALK-OFF HR by ANGELS – Taylor Ward, August 13, 2022 vs. Minnesota (11th inning, two-run HR off Emilio Pagan)

WALK-OFF HR vs. ANGELS – Jeremy Peña — July 3, 2022 at Houston (9th inning off Ryan Tepera)

PINCH-HIT GRAND SLAM by ANGELS – Alberto Callaspo, May 26, 2012 at Seattle (6th inning off Felix Hernandez)

PINCH-HIT GRAND SLAM vs. ANGELS – Ben Broussard, Apr. 21, 2007 vs. Seattle (8th inning off Scot Shields)

TWO-HOME RUN GAME by ANGELS – Brandon Drury, Oct. 1, 2023 vs. Oakland (15th Angels two-HR game of 2023)

TWO-HOME RUN GAME vs. ANGELS – Jake Rogers, Sept. 17, 2023 vs. Detroit (14th two-HR game vs. Angels in 2023)

MULTIPLE ANGELS W/TWO-HR-OR-MORE IN ONE GAME – Mike Trout (2) & Luis Valbuena (2), Aug. 19, 2017 at Baltimore

THREE-HOME RUN GAME by ANGELS – Torii Hunter, June 13, 2009 vs. San Diego (previous: Garret Anderson, June 4, 2003 at Montreal in Puerto Rico)

THREE-HOME RUN GAME vs. ANGELS – George Springer, Sept. 22, 2019 at Houston (previous: Mookie Betts, Apr. 17, 2018 vs. Boston)

BACK-TO-BACK HOME RUNS by ANGELS – Brandon Drury & Mike Moustakas, Aug. 22, 2023 vs. Cincinnati (2nd inning)

BACK-TO-BACK HOME RUNS vs. ANGELS – Evan Carter & Marcus Semien, Sept. 27, 2023 vs. Texas (9th inning)

BACK-TO-BACK-TO-BACK HOME RUNS by ANGELS – Mike Trout, Brandon Drury & Matt Thaiss, June 24, 2023 at Colorado (3rd inning)

BACK-TO-BACK-TO-BACK HOME RUNS vs. ANGELS – Adolis García, Mitch Garver & Nathaniel Lowe, Sept. 25, 2023 vs. Texas (6th inning)

THREE HOME RUNS, ONE INNING, by ANGELS – Mike Trout, Brandon Drury & Matt Thaiss, June 24, 2023 at Colorado (3rd inning)

THREE HOME RUNS, INDIVIDUAL, vs. ANGELS – Adolis García, Mitch Garver & Nathaniel Lowe, Sept. 25, 2023 vs. Texas (6th inning)

FIVE-HIT GAME by ANGELS – Mickey Moniak (5-for-5) and Hunter Renfroe (5-for-5), June 24, 2023 at Colorado

FIVE-HIT GAME vs. ANGELS – Eric Haase, Sept. 7, 2022 vs. Detroit (5-for-5)

FIVE-RBI GAME or more by ANGELS – Brandon Drury (5 RBI), Sept. 20, 2023 at Tampa Bay

FIVE-RBI GAME or more vs. ANGELS – Ely De La Cruz, Aug. 23, 2023 (Game 1) vs. Cincinnati

THREE STEALS, INDIVIDUAL, by ANGELS – Cameron Maybin (4 SB), June 9, 2017 at Houston

THREE STEALS, INDIVIDUAL, vs. ANGELS – Walsey Ruiz (4 SB), April 26, 2023 vs. Oakland

BATTING FOR THE CYCLE by ANGELS – Jared Walsh, June 11, 2022 vs. New York (N.L.) (8th Angels player/9th time in club history)

BATTING FOR THE CYCLE vs. ANGELS – Carlos Gómez, Apr. 29, 2017 at Texas

STRAIGHT STEAL OF HOME by ANGELS – Collin Cowgill, Sept. 21, 2013 vs. Seattle

STRAIGHT STEAL OF HOME vs. ANGELS – B.J. Upton, Sept. 17, 2007 vs. Tampa Bay


TWO HITS SAME INNING, INDIVIDUAL, by ANGELS – Mickey Moniak and Brandon Drury, June 24, 2023 at Colorado (3rd inning)

TWO HITS SAME INNING, INDIVIDUAL, vs. ANGELS – Zach Remillard, June 29, 2023 vs. Chicago (A.L.) (3rd inning)

WALK-OFF WIN, by ANGELS – Randal Grichuk, single; Sept. 7, 2023 vs. Cleveland (9th inning)

# CLUB HISTORY

## ANGEL STADIUM



The 2024 season marks the 59th season for the Angels playing home games at Angel Stadium. After spending their first five years of existence playing at Wrigley Field (1961) and Chavez Ravine (1962-65), the Halos landed in their new home in Orange County in 1966. Since opening the doors for its first exhibition game Apr. 9, 1966, Angel Stadium has played host to some of the Club's most memorable events, including seven A.L. West Division clinching games (1979, 1982, 1986, 2007, 2008, 2009 and 2014), three All-Star Games (1967, 1989 and 2010) and the 2002 World Series, including the Angels Game 7 victory over the San Francisco Giants to clinch the franchise's first championship. Angel Stadium has also seen several individual Halos leave their indelible marks on the game of baseball. Whether it be the seven Angels no-hitters, Rod Carew's 3,000th hit, Reggie Jackson's 500th home run, Don Sutton's 300th win or Albert Pujols' 600th home run, Angel Stadium has housed some of Major League Baseball's most prestigious accomplishments.

Presently, Angel Stadium sits as baseball's fourth-oldest ballpark, trailing only Boston's Fenway Park, Chicago's Wrigley Field and Los Angeles' Dodger Stadium. Affectionately known as "The Big A", Angel Stadium has seen over 125 million fans pass through its gates since 1966, including a stretch of 17 consecutive full seasons drawing over three million fans, a streak only the Angels and Yankees achieved from 2003-19.

## STADIUM QUICK FACTS

**Location Site:** 2000 E. Gene Autry Way, Anaheim, CA (off State College Blvd., between Orangewood Blvd. & Katella Ave., west of 57 freeway)

**Design:** Three-level structure

**Seating Capacity:** 45,603

**Parking Capacity:** Approximately 15,000 automobiles

**Stadium Area:** 140 acres

**Foul Lines:** 330 feet

**Left Field:** 347 feet

**Left Field Power Alley:** 389 feet

**Center Field:** 396 feet

**Right Field Power Alley:** 365 feet\*

**Right Field:** 348 feet\*

**Outfield Fence Height:** 8 feet

\*Right Field and Right Field Power Alley fence raised from 8' to 18' in 1998 and lowered back to 8' in 2018

**Construction:** Started Aug. 31, 1964. Completed Apr. 8, 1966

**Renovations:** Started Oct. 1, 1996. Completed Mar. 27, 1998

**First Game:** California Angels vs. San Francisco Giants, April 9, 1966

**First Regular Season Game:** California Angels vs. Chicago White Sox, Apr. 19, 1966

**Total Regular Season Games Played (entering 2024):** 4,595

**Total Postseason Season Games Played (entering 2024):** 34

**First Regular Season NFL Game:** Los Angeles Rams vs. Detroit Lions, Sept. 7, 1980

**Last Regular Season NFL Game:** Los Angeles Rams vs.

Washington Redskins, Dec. 24, 1994



After an Aug. 31, 1964 groundbreaking ceremony, Anaheim Stadium, as it was originally known, was completed in 1966 at a cost of \$24 million. The facility's centerpiece was a giant A-frame scoreboard standing 230 feet high and was the source of the stadium's nickname.

With a seating capacity of 43,250, Anaheim Stadium was built with "Convenience, Comfort and Courtesy" in mind. Narrow foul territory areas and quickly rising decks gave fans an up-close view of the action. Gradually-inclined ramps, escalators, wide aisles and helpful ushers as well as three surrounding freeways, 26 entrance lanes and 28 exit lanes added to the Big A's accessibility.

Anaheim Stadium underwent construction to enclose the stadium in 1979 for additional seating to accommodate the Rams' football games. Seating capacity was increased to 64,593 for baseball and more than 70,000 for football. A total of 108 executive style boxes were added to surround the rear of the Club Level. In addition to the Stadium Club, there were two other private dining areas designed for groups — the Stadium Pavilion and the Football Press Box.

- Apr. 10, 1964** — Anaheim City Council accepts letter of intent in special joint session of Council of Orange County Board of Supervisors, but Supervisors decline to join Anaheim in financing and constructing stadium. City Council unanimously votes to "Go it Alone." Contractor Del Webb pledges to complete stadium before April 1966 and proceeds with plans, at his own risk, pending final decision of Council. Council authorizes City Manager and City Attorney to draw up lease agreement with Angels and contract for construction of stadium.
- Aug. 8, 1964** — Anaheim and Angels sign 35-year lease for stadium.
- Aug. 25, 1964** — Purchase of 150 acres completed. By resolution, City Council officially names stadium "Anaheim Stadium."
- Aug. 26, 1964** — Anaheim and Del Webb Construction sign contract for construction of stadium to seat about 50,000 at maximum cost of \$16 million.
- Aug. 31, 1964** — Groundbreaking for construction of stadium. Angels owner Gene Autry, Del Webb and Anaheim Mayor Odra Chandler shoveled soil in a clearing surrounded by orange groves and corn fields.
- Aug. 26, 1965** — Structural steel construction of stadium completed.
- Sept. 2, 1965** — Decision made to open with 43,204 seating capacity.
- Oct. 1, 1965** — Stadium grass planted.
- Oct. 15, 1965** — Last concrete poured.
- Nov. 15, 1965** — Installation of seats begins.
- Nov. 23, 1965** — Compaction and grading of parking lot begins.
- Dec. 8, 1965** — Model of scoreboard is unveiled; Standard Oil Company to finance \$1 million, 230-foot, A-frame scoreboard structure in left field.
- Dec. 29, 1965** — Placement of light towers; work on scoreboard begins.
- Apr. 9, 1966** — Anaheim Stadium opens in Angels exhibition vs. San Francisco Giants.



# CLUB HISTORY

## ANGEL STADIUM



At that time, the Big A board was preserved and moved to the edge of the parking lot adjacent to the Orange Freeway behind the right field area.

When the Rams left for St. Louis, Anaheim Stadium's primary tenant remained the Angels, who originally signed a 35-year contract (through 2001). Renovations began Oct. 1, 1996, to revert the 30-year old structure back to a baseball-only facility and the ballpark was renamed Edison International Field. The total cost for the stadium renovation was estimated at \$100 million and the project was completed in time for the Angels' Opening Day, Apr. 1, 1998. New enhancements were added all around the ballpark but perhaps the most noticeable is the center field waterfalls and rock formation that come together to form an "A". Settled inside the waterfall's rapids are water geysers that originally shot water into the air whenever an Angels player hit a home run.

Other features of the renovations included terraced bullpens in the outfield, widened concourses, new restroom and concession areas, family-oriented seating sections, state-of-the-art club-level and dugout-level suites, a youth-oriented interactive game area and landscaped courtyards (with statues in remembrance of Gene Autry and Michelle Carew).

In addition, Angel Stadium includes two full-service restaurants: Brewery X (a sports bar located at the club level down the right field line) and the Lexus Diamond Club (an upscale restaurant with outdoor seating on the field level behind home plate). In 2014, the newest luxury seating area was added to the ballpark with the opening of HALO, now known as the Don Julio Club.

During the 2016 and 2017 offseasons, Angel Stadium underwent several major upgrades. The first round of improvements began immediately following the 2016 season when a new state-of-the-art LED stadium light system was installed. The following offseason, Angel Stadium received one of its largest technological enhancements to date. In Oct. 2017, the Angels partnered with Daktronics to bring 14 LED displays, including two new video boards in both left and right field to Angel Stadium. At the time it was installed, the right field display was the third largest in Major League Baseball at 9,500 square feet and features 7.7 million LEDs. Eight ribbon displays totaling 1,168 feet in length were also installed along the seating fascia to provide additional statistics and graphics. The largest of these included the entire fascia length along the first and third baselines. Finally, a new scoreboard replaced the existing board on the right field wall. In total, the Club added more than 23,000 square feet of new LED displays to their home venue.

Also installed prior to the 2018 season was a new state-of-the-art sound system. The main seating bowl now has 300 speakers plus more than 50 subwoofers and is powered by 200,000 watts.

With the enhancements made throughout the course of the past several years, Angel Stadium proudly maintains the title of the fourth-oldest ballpark in the Majors while offering its guests access to some of the latest technological amenities. As a result, Angel Stadium continues to be one of Southern California's most unique sports venues.



Nestled in the corner of the Angel Stadium parking lot is one of the ballpark's most recognizable features, "The Big A" message board. With the completion of Anaheim Stadium in 1966, the facility's centerpiece was a giant A-frame scoreboard standing 230 feet high. At the time, it was the largest scoreboard ever constructed and became the source of the stadium's nickname. The Big A's original home was just beyond the left field wall where it served as the facility's main scoreboard for over a decade. When the stadium underwent construction to accommodate the Los Angeles Rams in 1979, The Big A was preserved and moved to its current location in the southeastern corner of the parking lot, adjacent to the 57 freeway. Contractors used a 125-ton crane and two large dollies to move the structure over 1,200 feet across the stadium lots.

The Angels have long utilized The Big A to celebrate each of the club's victories. After every Angel win, both home and road, the 70-foot wide halo atop the Big A is illuminated for fans both inside the ballpark and out to see. It is customary for the halo to remain lit until dawn of the day following a victory. The Angels are one of the few sports franchises whose post-victory tradition signals a win to all within sight of their facility.

Since its construction in 1966, The Big A has undergone several modifications and facelifts. The scoreboard's original color palette was all white with a gold halo before becoming green, gold and beige when the stadium was renamed Edison Field. In February 2002, with the club switching their uniform scheme back to red as the primary color, the Big A was painted red and beige. The landmark then underwent additional changes after the 2009 season when the structure was painted all red. A new full-color display was added to the front facade, replacing the former dot-matrix board and a new halo was placed at the top. A third extensive renovation took place prior to the 2018 season as part of Angel Stadium's overall enhancements. The Big A received a new LED marquee, illuminated Angel Stadium sign and a new modernized LED Halo adorned the top of the famed structure.

As it currently sits, the Club has the ability to display full pictures, texts and graphics as well as turn the halo nearly any color it desires. The most commonly displayed colors on the structure's crown are red, white, blue, green and orange.



### BIG A QUICK FACTS

Height.....	230 feet
Width at base (overall).....	103 feet, 6 inches
Base of each leg.....	25 feet x 3 feet
Halo diameter.....	70 feet
Halo height.....	3 feet, 2 inches
Halo elevation.....	202 feet
Number of pixels on current Halo.....	53,600
Message board face.....	40.7 feet x 34.1 feet
Original message board elevation from the top.....	82 feet, 9 inches
Number of lights on the original A-frame.....	128 lamps per leg
Number of lights on the original Halo.....	140 lamps

# CLUB HISTORY

## ANGEL STADIUM FIRSTS

<b>Regular Season Game:</b>	Apr. 19, 1966 (Chicago White Sox 1, Angels 3)
<b>Pitcher:</b>	Marcelino Lopez, Angels vs. White Sox, Apr. 19, 1966
<b>Batter:</b>	Tommie Agee, White Sox at Angels, Apr. 19, 1966 (ground out to SS)
<b>Angels Batter:</b>	Jose Cardenal, Apr. 19, 1966 (pop out to 2B)
<b>Winning Pitcher:</b>	Tommy John (7 IP, 3 H, 1 R, 1 ER, 3 BB, 4 SO), White Sox, Apr. 19, 1966
<b>Losing Pitcher:</b>	Marcelino Lopez (7.2 IP, 5 H, 3 R, 2 ER, 1 BB, 8 SO), Angels, Apr. 19, 1966
<b>Time of Game:</b>	2 hours, 38 minutes
<b>Attendance:</b>	31,660
<b>Angels Win:</b>	Apr. 20, 1966 (Chicago White Sox 3, Angels 4)
<b>Hit:</b>	Jim Fregosi, Apr. 19, 1966 (double in the 1st inning)
<b>Angels Run:</b>	Rick Reichardt, Angels, Apr. 19, 1966 vs. White Sox
<b>Double:</b>	Jim Fregosi, Angels, Apr. 19, 1966 vs. White Sox (1st inning)
<b>Triple:</b>	Paul Schaal, Angels, Apr. 20, 1966 vs. White Sox (2nd inning)
<b>Home Run:</b>	Rick Reichardt, Angels, Apr. 19, 1966 vs. White Sox (solo home run)
<b>Grand Slam:</b>	Curt Blefary, Baltimore, June 6, 1967 (9th inning)
<b>Angels Grand Slam:</b>	Bill Voss, Apr. 18, 1970 vs. Kansas City (5th inning)
<b>RBI:</b>	Rick Reichardt, Angels, Apr. 19, 1966 vs. White Sox (solo home run)
<b>Angels Winning Pitcher:</b>	Ed Sukla (1.2 IP, 0 H, 0 R, 2 BB, SO), Apr. 20, 1966 vs. White Sox
<b>Save:</b>	Eddie Fisher (2 IP, 1 H, 0 R, 1 BB, 0 SO), White Sox, Apr. 19, 1966
<b>Save by an Angels Pitcher:</b>	Bob Lee (2 IP, 3 H, 1 R, 1 ER, 0 BB, 0 SO), Apr. 22, 1966 vs. Twins
<b>Strikeout:</b>	Marcelino Lopez, Angels vs. White Sox, Apr. 19, 1966 (struck out Pete Ward)
<b>Complete Game:</b>	Dean Chance (9 IP, 6 H, 2 R, 1 ER, 2 BB, 5 SO), May 4, 1966 vs. Oakland
<b>Shutout:</b>	George Brunet (9 IP, 2 H, 0 R, 6 BB, 8 SO), Angels, June 8, 1966 vs. White Sox
<b>No-Hitter:</b>	Clayde Wright (9 IP, 0 H, 0 R, 3 BB, 1 SO), Angels, July 3, 1970 vs. Oakland
<b>Perfect Game:</b>	None
<b>Exhibition Game:</b>	Apr. 9, 1966 (San Francisco 9, Angels 2)
<b>Postseason Game:</b>	Oct. 5, 1979 (Baltimore 3, Angels 4)
<b>Interleague Game:</b>	June 12, 1997 (San Diego 4, Angels 8)
<b>Rainout:</b>	Apr. 8, 1975 vs. Kansas City

\* All info is for regular season games only unless otherwise noted

### OPENING DAY LINEUPS 1966

#### Chicago White Sox

Tommie Agee, CF  
Don Buford, 3B  
Floyd Robinson, RF  
John Romano, C  
Pete Ward, LF  
Bill Skowron, 1B  
Ron Hansen, SS  
Al Weis, 2B

Tommy John, P

#### California Angels

Jose Cardenal, CF  
Bobby Knoop, 2B  
Jim Fregosi, SS  
Joe Adcock, 1B  
Jackie Warner, RF  
Rick Reichardt, LF  
Paul Schaal, 3B  
Buck Rodgers, C

Marcelino Lopez, P



# CLUB HISTORY

## ATTENDANCE

The Angels established their single-game home attendance figure when 64,406 witnessed Game 1 of the 1982 ALCS against Milwaukee, Oct. 5 at Anaheim Stadium. During the ensuing 1983 campaign, the top two regular season crowds in club history were set when 63,132 watched the Angels host Kansas City, July 4, and 63,073 viewed the Apr. 23 game against Baltimore.

On June 10, 2019, a record-setting 45,477 fans came through the gates to watch the club square off against the Dodgers, setting the mark for the largest regular season crowd at Angel Stadium since the 1998 renovations.

The 2020 regular season was played without fans in attendance due to health and safety protocols related to the COVID-19 pandemic. The Angels welcomed fans back to Angel Stadium at full capacity in June 2021, after starting that season with limited seating capacity.

YEAR	HOME	AWAY	TOTAL
<b>(Wrigley Field; 1961)</b>			
1961	603,510	712,510	1,316,020
<b>(Chavez Ravine; 1962-65)</b>			
1962	1,144,063	861,699	2,005,762
1963	821,015	657,245	1,478,260
1964	760,439	719,631	1,480,070
1965	566,727	756,000	1,322,727
<b>(Anaheim Stadium; 1966-97)</b>			
1966	1,400,321	884,181	2,284,502
1967	1,317,713	971,836	2,289,549
1968	1,025,956	912,803	1,938,759
1969	758,388	805,415	1,563,803
1970	1,077,741	976,786	2,054,527
1971	926,373	851,525	1,777,898
1972	744,190	814,630	1,558,820
1973	1,058,206	964,831	2,023,037
1974	917,269	860,552	1,777,821
1975	1,058,163	975,645	2,033,808
1976	1,006,774	1,094,333	2,101,107
1977	1,432,633	1,345,027	2,777,660
1978	1,755,366	1,366,915	3,122,281
1979	2,523,575	1,728,537	4,252,112
1980	2,297,327	1,399,754	3,697,081
1981	1,441,545	831,550	2,273,095
1982	2,807,360	1,897,660	4,705,020
1983	2,555,016	1,882,234	4,437,250
1984	2,402,997	1,723,251	4,126,248
1985	2,567,427	1,793,715	4,361,142
1986	2,655,892	1,685,439	4,341,331
1987	2,696,299	1,877,624	4,573,923
1988	2,340,925	1,894,314	4,235,239
1989	2,647,291	1,970,796	4,618,087
1990	2,555,688	2,042,315	4,598,003
1991	2,416,236	2,336,106	4,752,342
1992	2,065,444	2,117,538	4,182,982
1993	2,057,460	2,286,553	4,344,013
1994	1,512,622	1,577,606	3,090,228
1995	1,748,680	1,871,338	3,620,018
1996	1,820,333	2,105,769	3,926,102
1997	1,767,324	1,820,521	3,587,845

YEAR	HOME	AWAY	TOTAL
<b>(Edison International Field; 1998-2003)</b>			
1998	2,519,063	2,234,389	4,753,452
1999	2,253,123	2,203,406	4,464,004
2000	2,066,977	2,272,015	4,338,992
2001	2,000,917	2,499,385	4,500,304
2002	2,305,557	2,143,937	4,449,494
2003	3,061,094	2,177,087	5,238,181
<b>(Angel Stadium of Anaheim; 2004 - current)</b>			
2004	###3,375,677	2,391,458	5,767,135
2005	3,404,686	2,462,630	5,867,078
2006	<b>3,406,790</b>	2,242,532	5,649,322
2007	3,365,632	<b>2,527,958</b>	<b>5,893,590</b>
2008	3,336,747	2,399,332	5,736,079
2009	3,240,374	2,124,179	5,364,553
2010	3,250,814	2,450,870	5,701,684
2011	3,166,321	2,116,193	5,282,514
2012	3,061,770	2,497,339	5,559,109
2013	3,019,505	2,234,632	5,254,137
2014	3,095,935	2,253,991	5,349,926
2015	3,012,765	2,345,619	5,358,384
2016	3,016,142	2,322,769	5,338,911
2017	3,019,585	2,240,721	5,260,306
2018	3,020,216	2,270,826	5,291,042
2019	3,019,012	2,174,808	5,193,820
2020	—	—	—
2021	1,515,689	1,541,449	3,057,138
2022	2,457,461	2,070,514	4,527,975
2023	2,640,575	2,512,194	5,152,769

### Bold - club season records

###Club record 45 home sellouts in 2004

## TOP 10 REGULAR SEASON SELLOUT CROWDS AT ANGEL STADIUM (SINCE RENOVATION)

DATE	ATTENDANCE	OPP. / SCORE	DATE	ATTENDANCE	OPP. / SCORE
1. 6/10/2019★	45,477	Dodgers/5-3 win	6. 6/21/2023	44,760	Dodgers/0-2 loss
2. 6/11/2019	45,404	Dodgers/5-3 win	7. 4/8/2018	44,742	A's/6-1 win
3. 5/19/2016	45,007	Dodgers/7-4 win	8. 4/21/2023	44,741	Royals/2-0 win
4. 4/17/2018	44,822	Red Sox/1-10 loss	9. 4/7/2023	44,735	Blue Jays/3-4 loss
5. 6/29/2017	44,807	Dodgers/2-6 loss	10. 7/16/2022	44,728	Dodgers/1-7 loss

★Largest crowd at Angel Stadium of Anaheim during regular season

# CLUB HISTORY

## ATTENDANCE

### OPPONENT RECORDS, GAME AT ANGEL STADIUM (SINCE RENOVATION)

CLUB	ATTENDANCE	DATE	CLUB	ATTENDANCE	DATE
Arizona	44,472	July 1, 2023	Minnesota	44,064	Aug. 11, 2007
Atlanta	43,919	June 13, 2008	New York (A.L.)	44,649	April 28, 2018
Baltimore	44,027	Aug. 5, 2008	New York (N.L.)	43,721	June 15, 2003
Boston	44,822	April 17, 2018	Oakland	44,742	April 8, 2018
Chicago (A.L.)	44,135	Apr. 30, 2006	Philadelphia	38,802	Aug. 13, 2014
Chicago (N.L.)	44,020	Apr. 4, 2016	Pittsburgh	44,010	June 23, 2007
Cincinnati	37,260	June 25, 2019	San Diego	44,159	June 18, 2006
Cleveland	44,020	July 18, 2006	San Francisco	44,544	April 22, 2018
Colorado	43,781	June 26, 2006	Seattle	44,644	July 1, 2017
Detroit	44,311	May 12, 2017	St. Louis	42,707	July 4, 2013
Houston	44,723	April 7, 2022	Tampa Bay	44,125	July 15, 2006
Kansas City	44,741	April 21, 2023	Texas	44,603	June 2, 2018
Los Angeles (N.L.)	45,477	June 10, 2019	Toronto	44,735	April 7, 2023
Miami	43,833	June 18, 2005	Washington	43,874	June 14, 2005
Milwaukee	41,423	June 9, 2004			

### ALL-TIME REGULAR SEASON ATTENDANCE RECORDS

<b>Season:</b>	Total	5,893,590 (2007)
	Anaheim Stadium	2,807,360 (1982)
	Angel Stadium	3,406,790 (2006)
	Road	2,527,958 (2007)
<b>Single Game:</b>	Wrigley Field	19,930 (Aug. 22, 1961, New York-N)
	Dodger Stadium	53,591 (July 13, 1962, New York-N)
	Anaheim Stadium	63,132 (July 4, 1983, Kansas City-D)
	Angel Stadium	45,477 (June 10, 2019, Los Angeles-N)
	Road	60,108 (June 3, 1973, New York-D)
<b>Night Game:</b>	Wrigley Field	19,930 (Aug. 22, 1961, New York)
	Dodger Stadium	53,591 (July 13, 1962, New York)
	Anaheim Stadium	63,073 (Apr. 23, 1983, Baltimore)
	Angel Stadium	45,477 (June 10, 2019, Los Angeles)
	Road	57,762 (Apr. 6, 1977, Seattle)
<b>Day Game:</b>	Wrigley Field	19,722 (May 7, 1961, New York)
	Dodger Stadium	44,912 (June 3, 1962, New York)
	Anaheim Stadium	63,132 (July 4, 1983, Kansas City)
	Angel Stadium	44,742 (April 8, 2018, Oakland)
	Road	60,108 (June 3, 1973, New York)
<b>Doubleheader:</b>	Wrigley Field	16,297 (Apr. 30, 1961, Kansas City)
	Dodger Stadium	18,902 (May 19, 1965, Minnesota)
	Anaheim Stadium	43,461 (Aug. 5, 1988, Chicago)
	Angel Stadium	43,044 (Sept. 6, 2003, Kansas City)
	Road	58,556 (June 9, 1968, New York)
<b>Season Opener:</b>	Wrigley Field	11,931 (Apr. 27, 1961, Minnesota-D)
	Dodger Stadium	21,864 (Apr. 9, 1963, Boston-N)
	Anaheim Stadium	51,145 (Apr. 26, 1995, Detroit-N)
	Angel Stadium	44,735 (Apr. 7, 2023, Toronto-N)
	Road	57,762 (Apr. 6, 1977, Seattle-N)
<b>Three-Game Series:</b>	Wrigley Field	59,522 (Aug. 22-24, 1961, New York)
	Dodger Stadium	146,623 (June 1-3, 1962, New York)
	Anaheim Stadium	175,058 (Aug. 11-13, 1989, Oakland)
	Angel Stadium	133,035 (June 22-24, 2012, Los Angeles)
	Road	168,000 (June 15-17, 2007, Los Angeles)
<b>Four-Game Series:</b>	Wrigley Field	15,247 (Aug. 28-30, 1961, Baltimore)
	Dodger Stadium	36,792 (Aug. 30-Sept. 2, 1965, New York)
	Anaheim Stadium	173,347 (July 1-4, 1983, Kansas City)
	Angel Stadium	176,219 (July 21-24, 2005, New York-AL)
	Road	215,776 (July 31-Aug. 3, 2008, New York-AL)

### POSTSEASON ATTENDANCE AT ANGEL STADIUM

<b>2002 ALDS</b> .....	45,072 .....	(Oct. 19, 2002-N)	<b>2005 ALCS</b> .....	44,725 .....	(Oct. 14, 2005-N)
	45,067 .....	(Oct. 5, 2002-D)		44,857 .....	(Oct. 15, 2005-N)
<b>2002 ALCS</b> .....	44,234 .....	(Oct. 11, 2002-N)		44,712 .....	(Oct. 16, 2005-N)
	44,830 .....	(Oct. 12, 2002-N)	<b>2007 ALDS</b> .....	45,262 .....	(Oct. 7, 2007-N)
	44,835 .....	(Oct. 13, 2002-D)	<b>2008 ALDS</b> .....	44,997 .....	(Oct. 1, 2008-N)
<b>2002 World Series</b> .....	44,603 .....	(Oct. 19, 2002-N)		45,354 .....	(Oct. 3, 2008-N)
	44,584 .....	(Oct. 20, 2002-N)	<b>2009 ALDS</b> .....	45,070 .....	(Oct. 8, 2009-N)
	44,506 .....	(Oct. 26, 2002-N)		45,223 .....	(Oct. 9, 2009-N)
	44,598 .....	(Oct. 27, 2002-N)	<b>2009 ALCS</b> .....	44,911 .....	(Oct. 19, 2009-D)
<b>2004 ALDS</b> .....	44,608 .....	(Oct. 5, 2004-D)		45,160 .....	(Oct. 20, 2009-N)
	45,118 .....	(Oct. 6, 2004-N)		45,113 .....	(Oct. 22, 2009-N)
<b>2005 ALDS</b> .....	45,142 .....	(Oct. 4, 2005-N)	<b>2014 ALDS</b> .....	45,321 .....	(Oct. 2, 2014-N)
	45,150 .....	(Oct. 5, 2005-N)		45,361 .....	(Oct. 3, 2014-N)
	45,133 .....	(Oct. 10, 2005-N)			



### 38<sup>TH</sup> ANNUAL ALL-STAR GAME

JULY 11, 1967 ★ ANAHEIM STADIUM

#### NATIONAL LEAGUE 2, AMERICAN LEAGUE 1 (15 INNINGS)



Major League Baseball's Midsummer Classic made its first appearance at what was then known as Anaheim Stadium on July 11, 1967, with 20 eventual Hall of Famers participating in a game for the ages.

Cincinnati's Tony Perez clubbed a solo home run in the top of the

15th inning to give the National League a 2-1 win, capping what remains one of the longest All-Star Games in history (the 2008 All-Star Game at Yankee Stadium also lasted 15 innings). Perez's home run earned him MVP honors in what was the 38th Annual All-Star Game.

Dean Chance of Minnesota and Juan Marichal of San Francisco started a contest that was dominated by pitching. National and American League hurlers combined to set an All-Star Game record for combined strikeouts (30) that would not be broken until 2008.

For the first time in All-Star Game history, the long ball accounted for all the scoring, with Philadelphia's Dick Allen giving the National League an early 1-0 by sending an offering from Chance over the left field boards in the second inning. The American League answered when Baltimore's Brooks Robinson took the Cubs' Ferguson Jenkins deep to even up the score at 1-1 in the bottom of the sixth inning.

A crowd of 46,309 watched as all 12 pitchers that entered the game recorded at least one strikeout. The game remained deadlocked at 1-1 until the 15th inning, when Perez deposited a pitch from Oakland's Jim "Catfish" Hunter over the left field wall to give the N.L. a 2-1 lead. Rookie Tom Seaver of the Mets came in and closed the door on the American League in the bottom of the 15th inning. The Dodgers' Don Drysdale earned the win, while Hunter was saddled with the loss.

The Angels were represented by shortstop Jim Fregosi, who went 1-for-4, and first baseman Don Mincher, who was 1-for-1.

#### ALL-STAR ROSTERS

##### NATIONAL LEAGUE


Mike Cuellar  
Don Drysdale  
Bob Gibson  
Ferguson Jenkins  
Denny Lemaster  
Juan Marichal  
Claude Osteen  
Tom Seaver  
Chris Short  
Tom Haller  
Tim McCarver  
Joe Torre  
Ernie Banks  
Orlando Cepeda  
Tommy Helms  
Bill Mazeroski  
Dick Allen  
Tony Pérez  
Gene Alley  
Hank Aaron  
Lou Brock  
Roberto Clemente  
Willie Mays  
Pete Rose  
Rusty Staub  
Jimmy Wynn

##### AMERICAN LEAGUE


Dean Chance  
Al Downing  
Steve Hargan  
Joe Horlen  
Catfish Hunter  
Jim Lonborg  
Jim McGlothlin  
Gary Peters  
Paul Casanova  
Andy Etchebarren  
Bill Freehan  
Harmon Killebrew  
Mickey Mantle  
Don Mincher  
Rod Carew  
Max Alvis  
Brooks Robinson  
Jim Fregosi  
Dick McAuliffe  
Rico Petrocelli  
Tommie Agee  
Ken Berry  
Tony Conigliaro  
Al Kaline  
Tony Oliva  
Frank Robinson  
Carl Yastrzemski



The American League All-Stars pose for a pregame photo.



The All-Stars line up on the field before the National Anthem.



Tony Perez is greeted by Tim McCarver after his home run in the 15th inning.

CLUB HISTORY



# CLUB HISTORY

## 1989 ALL-STAR GAME

### 60<sup>TH</sup> ANNUAL ALL-STAR GAME

JULY 11, 1989 ★ ANAHEIM STADIUM

#### AMERICAN LEAGUE 5, NATIONAL LEAGUE 3



The Midsummer Classic returned to Anaheim Stadium on July 1, 1989, and Bo Jackson stole the show. The Royals outfielder led the American League to a 5-3 win and earned MVP honors in the game's 60th renewal.

A sellout crowd of 64,036 had barely settled into their seats when

Jackson led off the bottom of the first inning with a tape measure home run off 40-year-old National League starter Rick Reuschel. When the ball finally came down, it landed on the batter's eye in centerfield, an estimated 448 feet from home plate. The next batter, Boston's Wade Boggs, stepped to the plate and promptly homered off Reuschel, giving the American League an early 2-0 lead.

42-year-old Nolan Ryan of Texas returned to Anaheim Stadium, where he spent eight years with the Angels, to start for the American League and went on to earn the win. Bobby Bonilla and Kevin Mitchell of the National League and the American League's Ruben Sierra all had two hits.

But the evening belonged to Jackson. He had two hits, stole a base, scored the winning run and made a running catch of Pedro Guerrero's bloop with two men in scoring position in the first inning to snuff out a National League threat. Jackson became the second man — following Willie Mays — to hit a home run and steal a base in the same game.

Chuck Finley represented the Angels in the contest but did not play. Former Angel manager Mike Scioscia appeared as a catcher for the National League, going hitless in one at-bat.

Legendary Angel coach Jimmie Reese threw out the ceremonial first pitch.

#### ALL-STAR ROSTERS

##### NATIONAL LEAGUE

Bobby Bonilla  
 Tim Burke  
 Will Clark  
 Vince Coleman  
 Eric Davis  
 Glenn Davis  
 Mark Davis  
 Andre Dawson  
 John Franco  
 Pedro Guerrero  
 Tony Gwynn  
 Von Hayes  
 Orel Hershiser  
 Jay Howell  
 Howard Johnson  
 Barry Larkin  
 Kevin Mitchell  
 Tony Pena  
 Willie Randolph  
 Ryne Sandberg  
 Benito Santiago  
 Mike Schmidt  
 Mike Scioscia  
 Mike Scott  
 Ozzie Smith  
 John Smoltz  
 Darryl Strawberry  
 Rick Sutcliffe  
 Tim Wallach  
 Mitch Williams

##### AMERICAN LEAGUE


Harold Baines  
 Wade Boggs  
 Jose Canseco  
 Tony Fernandez  
 Chuck Finley  
 Julio Franco  
 Gary Gaetti  
 Mike Greenwell  
 Kelly Gruber  
 Mark Gubicza  
 Mike Henneman  
 Bo Jackson  
 Doug Jones  
 Jeffrey Leonard  
 Don Mattingly  
 Mark McGwire  
 Mike Moore  
 Dan Plesac  
 Kirby Puckett  
 Cal Ripken  
 Jeff Russell  
 Nolan Ryan  
 Steve Sax  
 Ruben Sierra  
 Terry Steinbach  
 Dave Stewart  
 Greg Swindell  
 Mickey Tettleton  
 Devon White



Bo Jackson accepts his MVP trophy at the 60th All-Star Game.



The A.L. All-Stars congratulate each other after a 5-3 triumph.



Hall of Famer Nolan Ryan delivers a pitch during the 2nd inning. Ryan worked two scoreless frames with three strikeouts.

### 81<sup>ST</sup> ANNUAL ALL-STAR GAME

JULY 13, 2010 ★ ANGEL STADIUM

#### NATIONAL LEAGUE 3, AMERICAN LEAGUE 1



The Angels were hosts to the 81st edition of the Midsummer Classic on July 13, 2010. It marked the third time the All-Star Game was played at Angel Stadium and the 11th time the contest was featured in California.

The 2010 game featured the National League ending its 13-game winless streak with a 3-1 triumph in front of 45,408 fans. The N.L. won its first All-Star Game since 1996 at Philadelphia.

Atlanta catcher Brian McCann was selected as the Ted Williams All-Star Game MVP as his three-run double in the 7th inning propelled the N.L. to victory. McCann became the fifth catcher (sixth time) to win the award, joining Gary Carter (1981, 1984), Terry Steinbach (1988), Mike Piazza (1996) and Sandy Alomar, Jr. (1997).

There were a total of 58 players used in the contest, 30 by the A.L. and 28 by the N.L. There was a total of 33 first time All-Stars on the rosters. The Halos were represented by Mike Scioscia, Torii Hunter and Jered Weaver.

Boston's David Ortiz outlasted Florida's Hanley Ramirez to win the State Farm Home Run Derby while Angel prospect Hank Conger took home MVP honors in the XM Futures Game.

#### ALL-STAR ROSTERS

##### NATIONAL LEAGUE

Heath Bell  
 Michael Bourn  
 Ryan Braun  
 Jonathan Broxton  
 Marlon Byrd  
 Matt Capps  
 Chris Carpenter  
 Andre Ethier  
 Rafael Furcal  
 Yovani Gallardo  
 Adrian Gonzalez  
 Roy Halladay  
 Corey Hart  
 Jason Heyward  
 Matt Holliday  
 Ryan Howard  
 Tim Hudson  
 Omar Infante  
 Ubaldo Jimenez  
 Josh Johnson  
 Hong-Chih Kuo  
 Tim Lincecum  
 Brian McCann  
 Evan Meek  
 Yadier Molina  
 Brandon Phillips  
 Martin Prado  
 Albert Pujols  
 Hanley Ramirez  
 Jose Reyes  
 Arthur Rhodes  
 Scott Rolen  
 Troy Tulowitzki  
 Chase Utley  
 Joey Votto  
 Billy Wagner  
 Adam Wainwright  
 Brian Wilson  
 David Wright  
 Chris Young

##### AMERICAN LEAGUE

Elvis Andrus  
 Andrew Bailey  
 Jose Bautista  
 Adrian Beltre  
 Clay Buchholz  
 John Buck  
 Miguel Cabrera  
 Trevor Cahill  
 Robinson Cano  
 Fausto Carmona  
 Carl Crawford  
 Neftali Feliz  
 Vladimir Guerrero  
 Josh Hamilton  
 Phil Hughes  
 Torii Hunter  
 Derek Jeter  
 Ian Kinsler  
 Paul Konerko  
 Cliff Lee  
 Jon Lester  
 Evan Longoria  
 Victor Martinez  
 Joe Mauer  
 Justin Morneau  
 David Ortiz  
 Dustin Pedroia  
 Andy Pettitte  
 David Price  
 Mariano Rivera  
 Alex Rodriguez  
 CC Sabathia  
 Joakim Soria  
 Rafael Soriano  
 Ichiro Suzuki  
 Nick Swisher  
 Matt Thornton  
 Jose Valverde  
 Justin Verlander  
 Jered Weaver  
 David Wells  
 Ty Wigginton



The All-Stars lineup during the National Anthem and fly-over for the 81st Mid Summer Classic.




Angel All-Stars Torii Hunter and Jered Weaver pose during the State Farm Home Run Derby.



Braves' catcher Brian McCann shows off his Ted Williams All-Star Game MVP Award.

CLUB HISTORY



ANGELS HALL OF FAME



## ANGELS HALL OF FAME

Gene Autry, Bobby Grich, Jim Fregosi, Don Baylor, Rod Carew, Nolan Ryan, Jimmie Reese, Brian Downing, Chuck Finley, Bobby Knoop, Dean Chance, Mike Witt, Tim Salmon, Garret Anderson, Vladimir Guerrero and the 2002 World Champions are the 16 members in the Angels Hall of Fame.

## GENE AUTRY

The man responsible for bringing an expansion franchise to the American League and Southern California region in December 1960, **Gene Autry** was inducted into the Angels Hall of Fame on July 19, 2011. His wife Jackie accepted the honor on his behalf, accompanied by Angels Owner Arte Moreno, and Angels Hall of Fame members Rod Carew, Chuck Finley, Bobby Grich and Brian Downing during pregame ceremonies.

The "Singing Cowboy," who passed away Oct. 2, 1998 at the age of 91, was one of the most popular owners in Major League history. His love for baseball and the respect and admiration he had for those who played, coached and managed the game has been well documented.


The native of Tioga, TX was raised in Texas and Oklahoma. Originally discovered by Will Rogers in 1929, Autry gained popularity following a recording contract with Columbia records that same year. He first appeared on screen in 1934 and eventually starred in 93 films throughout his career. In 1940, theater exhibitors of America voted him the fourth biggest box office attraction, behind Mickey Rooney, Clark Gable and Spencer Tracy.

During his music career, Autry totaled 640 recordings, including more than 300 songs written or co-written by him. His records sold more than 100 million copies and he received more than a dozen gold and platinum records, including the first record ever certified gold. His Christmas and children's records "Here Comes Santa Claus (Right Down Santa Claus Lane)" and "Peter Cottontail" are among his platinum recordings. "Rudolph the Red-Nosed Reindeer," the second all-time best selling Christmas single, boasts in excess of 30 million in sales.

From 1940 to 1956 the public listened to him on *Gene Autry's Melody Ranch* radio show that was heard weekly over the CBS Radio Network. In addition, Autry's popularity was apparent during his personal appearance tours. The first performer to sell out Madison Square Garden, his concert and rodeo appearances throughout the United States and Europe are legendary and served as a model for other performers. Autry did two shows a day, seven days a week, for 65 to 85 days at a stretch.

Autry joined the Army Air Corps in 1942 and became Sgt. Gene Autry. During the war, he ferried fuel, ammunition and arms in the China-India-Burma theater of war and flew over the Himalayas, the hazardous air route known as "The Hump." When the war ended Autry was reassigned to Special Services, where he toured with a USO troupe in the South Pacific before resuming his movie career in 1946.

Autry's long-cherished dream came true with the opening of the Gene Autry Western Heritage Museum in November 1988, since acclaimed as one of the finest museums in the West. In January 2004 the museum merged with the Southwest Museum and the Autry National Center was created, consisting of three entities: the Southwest Museum of the American Indian, the Museum of the American West, and the Institute for the Study of the American West. Today thousands of visitors, children and adults alike, learn the fascinating history of America's West through world-class collections of art and artifacts.



Autry is the only entertainer to have all five stars on the Hollywood Walk of Fame, one each for Radio, Recording, Motion Pictures, Television, and Live Theatre/performance. He was a 33rd Degree Mason and Honorary Inspector General and was given the prestigious award of the Grand Cross of the Court of Honor. Among the many hundreds of honors and awards Autry received were induction into the Country Music Hall of Fame; the American Academy of Achievement Award; the Los Angeles Area Governor's Emmy from The Academy of Television Arts & Sciences; and the Board of Directors Lifetime Achievement Award from the International Achievement in Arts Foundation. Gene Autry was also inducted into the Nashville Songwriters Hall of Fame, The National Cowboy Hall of Fame, the National Association of Broadcasters Hall of Fame, and he received The Songwriters Guild Life Achievement Award. He was also honored by his songwriting peers with a lifetime achievement award from ASCAP.

Perhaps his greatest honor was the retirement of uniform No. 26, symbolic of the 26th player on the Angels roster, a gesture initiated by members of the 1982 team.



## BOBBY GRICH

**Bobby Grich**, who retired following the American League Championship Series against Boston in 1986, was inducted Feb. 3, 1988. He is one of only two Angels (Brian Downing) to participate in each of the Club's first three Western Division titles.


Grich officially became an Angel Nov. 24, 1976. The native of Muskegon, MI concluded his Angels career with a .269 average in 1,222 games including 154 home runs and 557 RBI. During his career, Grich compiled the following overall numbers: .266 average, 2,008 games, 6,890 at-bats, 1,033 runs, 1,833 hits, 224 home runs and 864 RBI.

One of California's most popular players, Grich became only the second player in Club history to play 1,000 games-or-more (1,098) at one position, joining Fregosi who totaled 1,367 appearances at shortstop. Grich's .997 fielding percentage in 1985 established a Major League record for second basemen.


On the date of his induction, Grich ranked among the top three on several Angels all-time lists, including games (3rd), at-bats (3rd, 4,100), runs (3rd, 601), home runs (2nd), runs batted in (2nd), extra-base hits (3rd, 357), hits (3rd, 1,103), doubles (3rd, 183) and total bases (3rd, 1,788).

In 1981, Grich recorded a career-high .304 average and tied Dwight Evans, Tony Armas and Eddie Murray in the A.L. home run race (22 each). He became the first second baseman to lead the league in home runs since Nap Lajoie of Philadelphia totaled 14 in 1901. He also became the first A.L. second baseman to lead in slugging since George Stirnweiss with the Yankees in 1945 (.476).

In 1980, Grich was co-winner of the Owner's Trophy, symbolic of the club's Most Valuable Player as selected by the players.



## JIM FREGOSI



A six-time Angels All-Star, **Jim Fregosi** was inducted May 17, 1989. He appeared with the Halos from 1961-71 as a player and then managed the Club from June 1, 1978 through May 28, 1981. Fregosi guided the Angels to an 87-75 finish in 1978 and a second place tie prior to the memorable 1979 season when the Club captured their first-ever Western Division title. For his efforts, Fregosi was runner-up in balloting by the Associated Press for A.L. Manager of the Year. He finished with a 237-248 record managing the Angels.

As a player, Fregosi's career spanned 18 seasons during which he registered a .265 lifetime average. He was originally acquired by the Angels Dec. 14, 1960 in the expansion draft from the Boston Red Sox.

Fregosi was voted the winner of the Angels Owner's Trophy three times and was a Gold Glove recipient in 1967.

At the time of his induction, Fregosi led on the Angels all-time lists in the following categories: games (1,429), at-bats (5,244), hits (1,408) and triples (70). In addition, he ranked second in runs (691), doubles (219), extra-base hits (404) and total bases (2,112).





2024  
2024  
2024

ANGELS HOF

## DON BAYLOR



**Don Baylor**, the first Angel to win the American League Most Valuable Player Award in 1979, was inducted on May 26, 1990. He appeared with the Angels from 1977-82. He was a member of the Angels first two West Division Championships in 1979 and 1982. During his MVP season, Baylor compiled a .296 average with 36 home runs and a league-leading 139 RBI. He also led the league in games played (162) and runs scored (120). His marks in games played, runs scored, RBI and total bases set Club single-season records. In the 1982 American League Championship Series, he hit .294 with a grand slam and series-high 10 RBI.

Baylor's career spanned 19 Major League seasons during which he registered a .260 average and 338 home runs. He was originally acquired by the Angels Nov. 16, 1976 as a free agent. With the Halos, he averaged 23 home runs and 87 RBI, while batting .262 in six seasons.

Baylor was voted the winner of the Owner's Trophy twice (1978 & 1979) and earned All-Star recognition as an outfielder in 1979.

Upon his induction, Baylor ranked on Angels all-time list in the following categories: third in home runs (141), fourth in at-bats (3,105), runs (481), RBI (523) and total bases (1,390). In addition, he also ranked fifth in extra base hits (288), hits (813), doubles (140, tied with Carew) and stolen bases (89).



## ROD CAREW


The 16th player in Major League history to collect 3,000 hits (Aug. 4, 1985 vs. Minnesota), **Rod Carew** was inducted into the Angels Hall of Fame, Aug. 6, 1991 and the Baseball Hall of Fame in Cooperstown, NY, July 21, 1991.

Carew appeared with the Angels from 1979-85 and was a key member of the Club's first two West Division titles in 1979 and 1982. His finest came in 1983, when he established a then club record for batting average at .339.


Carew's career spanned 19 Major League seasons, the first 12 with Minnesota. He won seven batting titles (1969, 1972-75, 1977-78) and the American League Most Valuable Player Award in 1977 when he hit .388 with 239 hits and 128 runs scored.

Carew was named "Rookie of the Year" by the BBWAA in 1967 and selected to the A.L. All-Star team 18 times (1967-84). He became the first Angel to start in five Midsummer Classics.

Originally acquired by the Angels from Minnesota, Feb. 3, 1979, Carew ranked 38th on baseball's all-time lists in average (.328), tied for 35th in games (2,469), 31st in at-bats (9,315), 13th in hits (3,053) and sixth in singles (2,404) at the time of his induction. On the Angels' All-Time lists, he still ranks second in career average (.314).



## NOLAN RYAN



**Nolan Ryan**, who became the 20th pitcher in Major League history to win 306 ERA in 291 games (July 31, 1990 at Milwaukee) and owns a Major League record seven no-hitters and 5,714 strikeouts, was inducted and had his uniform No. 30 retired, June 16, 1992.

Ryan appeared with the Angels from 1972-79, compiling a 138-121 record and 3.06 ERA in 291 games. Ryan tossed four of his no-hitters with the Halos and holds or shares several Club records, including complete games (156), shutouts (40) and strikeouts (2,416). In 1977, he was selected "A.L. Pitcher of the Year" by *The Sporting News* and named to its All-Star team. In 1973, Ryan established a Major League record for strikeouts in a single season with 383. He was originally acquired by the Angels from the New York Mets, Dec. 10, 1971, along with pitcher Don Rose, outfielder Leroy Stanton and catcher Francisco Estrada in exchange for Jim Fregosi.

Ryan's career spanned 27 seasons, the most in Major League history. He began his career with the New York Mets, posting a 29-38 record and 3.58

ERA in 105 games (74 starts) from 1966-71. Following eight seasons with the Halos, he appeared with the Houston Astros from 1980-88, compiling a 106-94 mark and 3.13 ERA in 282 starts. He joined the Texas Rangers in 1989 and finished 51-39 with a 3.43 ERA in five seasons.

Ryan was named to eight All-Star teams (five with Angels) and appeared in five games, including as starting pitcher for the American League in 1979 in Seattle. He pitched two scoreless relief innings to win the 1989 game in Anaheim, becoming the oldest pitcher to win an All-Star Game. Ryan was inducted into the Baseball Hall of Fame, July 25, 1999.

**Nolan Ryan appeared in 291 career games with the Angels. Of those 291 games, 156 (54%) were complete game efforts.**

## JIMMIE REESE



**Jimmie Reese**, whose 23 years in an Angels uniform is second longest in Club history (Bobby Knoop - 24), was inducted on Aug. 2, 1995.

A former roommate of Babe Ruth, Reese began his career as a batboy for the Los Angeles Angels of the Pacific Coast League in 1917. He broke into baseball seven years later as a second baseman for the minor league Oakland Oaks.

Reese played one more year in the majors (1932 with St. Louis) before returning to the Pacific Coast League in 1933. In three Major League seasons, he hit .278, including a .345 mark in a reserve role for the Yankees in 1930.

Reese played 12 seasons in the PCL (Oakland, 1924-29; Los Angeles, 1933-36 and San Diego, 1937-38) and was honored as all-time second baseman of the league. He set a career fielding record for total chances with 9,890 and led the PCL in fielding three times (1927, 1929 & 1934).

On Mar. 30, 1972, Reese joined the Angels coaching staff. During his 23 years, he built a reputation for being the most prolific fungo hitter in baseball. In 1989, Reese was selected by the late Commissioner Bart Giamatti to throw out the ceremonial first pitch for the 60th All-Star Game at Anaheim Stadium. In 1992, he was named honorary captain of the American League All-Stars at the contest in San Diego. Jimmie Reese passed away on July 13, 1994 at the age of 92.



## BRIAN DOWNING


**Brian Downing**, who served 13 years in an Angel uniform, left the club as the all-time leader in almost every major offensive category. He is one of only two Angels (Bobby Grich being the other) to participate in each of the club's first three Western Division titles. He was inducted into the Angels Hall of Fame on Aug. 27, 2009.

Downing was originally acquired by California, Dec. 5, 1977, along with Dave Frost and Chris Knapp from the White Sox in exchange for Bobby Bonds, Thad Bosley and Richard Dotson. The Anaheim, CA native helped lead the Angels to their first Western Division title in 1979 batting a career-high .326 with 12 home runs and 75 RBI. His stellar performance earned him an All-Star selection.

During his 20-year career, Downing registered a .267 average in 2,344 games with 2,099 hits, 1,188 runs, 275 home runs and 1,073 RBI.

After 13 seasons, Downing topped many Angels' all-time lists with 1,661 games, 5,854 at-bats, 889 runs, 1,588 hits, 2,580 total bases, 282 doubles, 222 home runs, 846 runs batted in and 866 walks.

In 1984, Downing was co-winner of the Owner's Trophy, symbolic of the Club's Most Valuable Player as voted by the players.



## CHUCK FINLEY



**Chuck Finley**, the Angels' all-time leader in wins with 165, was inducted into the Club's Hall of Fame on Aug. 27, 2009.

The four-time All-Star was originally drafted by the Halos in the first round (fourth overall pick) in the 1985 draft. He saw his first big league action the following season, joining the club for their memorable 1986 Western Division title run.

The West Monroe, LA native's career spanned 17 seasons in which he compiled a 200-173 record and a 3.85 ERA in 524 games.

On the date of his induction, he topped the Angels all-time list with 165 wins, 379 starts and 2,675 innings pitched while finishing second behind Nolan Ryan with 2,151 strikeouts and fourth with 57 complete games.

In a dominating three-year period from 1989-91, Finley posted a 52-27 record with a 2.93 ERA in 95 starts. In 1990, he enjoyed a career-year in which he took home the Owner's Trophy, going 18-9 with a 2.40 ERA, the third-lowest single season ERA in club history.

When he retired in 2002, Finley was one of only 25 pitchers in Major League history to record over 2,500 strikeouts.

## BOBBY KNOOP

One of the original Angels stars during the team's first decade of existence, **Bobby Knoop** was inducted on Sept. 5, 2013. The infielder was a four-time recipient of the Owner's Trophy (1964-66 & 1968), presented annually to the Club's MVP. He is one of just three Halos to win the award at least four times (Garret Anderson & Mike Trout).

The second baseman played six seasons with the Halos (1964-69) and combined with Jim Fregosi to form one of the most formidable double-play tandems in all of MLB. The duo claimed Rawlings Gold Gloves® in 1967, the second of three such honors for Knoop.

Knoop's best offensive season came in 1966 when he posted career-highs in home runs (17), RBI (72) runs (54) and triples (11). His 11 triples led the A.L. and he was named as an All-Star Game starter that season.

Originally signed by the Milwaukee Braves as an amateur free agent before the 1956 season, he was a Rule 5 Draft pick by the Angels from the Braves on Dec. 2, 1963. In his first season with the Angels in 1964, he played in all 162 games.






## DEAN CHANCE

**Dean Chance**, one of the initial aces in team history, was inducted into the Angels Hall of Fame in 2015. Chance passed away on Oct. 11, 2015 - just a few months after his induction.


In 1964, he became the Halos' first 20-game winner and Cy Young Award® recipient. At the time, he was the youngest recipient of the hardware.




During the 1964 campaign, Chance led the A.L. in wins (20), ERA (1.65) & innings pitched (278.1) while tossing 11 shutouts, including six by a 1-0 score. He also notched 207 punchouts, and allowed just a 1.01 WHIP. His 1.65 ERA stands as the Halos' single-season record by a starting pitcher.

Additionally in 1964, Chance threw four complete games (3 SHO) against the New York Yankees and allowed just one run in 50 IP (0.18 ERA), a home run to Mickey Mantle. The feat easily ranks among the top dominant season pitching performances over one team in baseball history.

Over the course of six years with the Club, Chance posted a 74-66 record, 2.83 ERA (1236.2 IP – 389 ER) and 857 strikeouts. His career ERA remains the best all-time in Club history (min. 1000 IP).



## MIKE WITT




A decade-long (1981-90) Angels mainstay and local product (Servite HS), **Mike Witt** stands tall as one of the most dominant pitchers in Club history.

At time of his Angels Hall of Fame induction (2015), the two-time All-Star ranked fourth on the Club's all-time list in wins (109), starts (272) & strikeouts (1,283) and third in complete games (70) & innings pitched (1,965.1).

During his tenure, Witt was a member of two Western Division Champion teams (1982 & 1986). In 1986, he shouldered the Angels to the American League Championship Series with the best season of his career, posting a record of 18-10 with

a 2.84 ERA.

Witt's most impressive accomplishment came on the last game of the 1984 season (Sept. 30 at Texas) when he became the 13th pitcher in history to throw a perfect game, striking out 10 en route to a 1-0 victory.



2024  
2024  
2024

ANGELS HOF

## TIM SALMON



Affectionately tabbed as “Mr. Angel” and “The Kingfish,” **Tim Salmon** spent his entire 15-year career in a Halo uniform. In 2002, he helped guide the Angels to their first World Championship. Salmon finished with a .282 career average and was inducted into the Club’s Hall of Fame in 2015 as the career leader in home runs (299) & walks (970). He ranked second in team history in games (1,672), at-bats (5,934), runs (986), hits (1,674), extra base hits (662) and RBI (1,016).

Salmon, originally selected in the third round of the 1989 MLB draft, made his Major League debut in 1992. That season, he was named by *Baseball America* as the Minor League Player of the Year. The following campaign, the slugger earned the nod as the A.L. Rookie of the Year batting .283 with an Angels rookie-record 31 home runs. He also tallied 95 RBI and 35 doubles. Salmon’s best season came in 1995 when he posted a slash line of .330/.429/.524 and captured a Silver Slugger



Award. From 1993 to 2000, he had just two OPS lines below .900 and never finished under .860 in that span.

The Kingfish was an integral part of the Halos’ World Series crown in 2002, guiding the Club to the playoffs for the first time since 1986. Salmon hit two key home runs in Game 2 of the Fall Classic against San Francisco and batted .346 with a 1.067 OPS in the Series overall. That season, he was also tabbed as *The Sporting News* Comeback Player of the Year as he posted a .286 clip with 48 extra-base hits and 88 RBI.

Salmon played his final game on Oct. 1, 2006, against the Oakland Athletics and exited to a standing ovation from the Halo faithful.





## 2002 WORLD CHAMPION ANGELS

**The Angels 2002 World Series Champion team** was inducted into the Angels Hall of Fame on Aug. 18, 2012. En route to capturing the franchise's first World Series title, the 2002 Angels finished with a 99-63 record during the regular season to claim the American League Wild Card and advance to the postseason for the first time since 1986. The Angels sat at 6-14 after 20 games (worst start in club history) but finished the season going 93-49 (.650) over their last 142 games. 43 of the 99 wins came in comeback fashion. The Club finished first in the A.L. with a franchise record .282 average and second with a 3.69 ERA. The Halos also ranked first in the junior circuit with a 2.98 relief ERA.



The offense was paced by team MVP Garret Anderson (.306, 56 2B, 29 HR, 123 RBI), A.L. Comeback Player of the Year Tim Salmon (.286, 22 HR, 88 RBI), Troy Glaus (30 HR, 111 RBI), Darin Erstad (.283, 99 runs, 23 SB) and leadoff man David Eckstein (.293, 107 runs, 21 SB).

On the mound, the starting staff featured Jarrod Washburn (18 wins), Kevin Appier (14 wins), Ramon Ortiz (15 wins) and rookie John Lackey (9 wins). The bullpen

was guided by the likes of Troy Percival (40 saves), Brendan Donnelly (2.17 ERA), Ben Weber (2.54 ERA) and late season call-up Francisco Rodriguez. The pitching staff was guided by Gold Glove catcher Bengie Molina.

In their first post season appearance in 16 years, the Angels defeated the New York Yankees in the Division Series (three games to one) to claim the first playoff series victory in club history. In the League Championship Series, the Halos defeated the Minnesota Twins (four games to one) to claim their first ever A.L. Pennant and earn a spot in the Fall Classic. Second baseman Adam Kennedy was named Most Valuable Player of the series, the second Angel to be named ALCS MVP (also Fred Lynn in 1982 ALCS). Kennedy became the third player in MLB history to hit three home runs in an LCS contest in Game 5.

The All-California World Series matched the Angels with the San Francisco Giants in the 99th edition of the Fall Classic. After the Giants took a 3-2 series lead, the stage was set for one of the more remarkable comebacks in playoff history. In Game 6, the Halos trailed 5-0 with seven outs left in their season until Spiezio's three-run home run brought the Club back into the game. An inning later, the Halos rallied for three more runs, keyed by Glaus' two-run double. The Angels' 6-5 comeback win was the biggest ever by a team facing series elimination.

42 years of waiting for a World Series crown came to a climactic close for Angels' fans on Sunday, Oct. 27, 2002. The Game 7 win was highlighted by Anderson's clutch bases clearing, three-run double in the third inning. Lackey received the win, becoming just the second rookie pitcher to win Game 7 of the World Series. Glaus was named MVP of the 2002 Fall Classic after hitting .385 (10/26) with seven runs, three doubles, three home runs and eight RBI.

The 2002 Angels' season was not ultimately defined by specific numbers or stats, but rather a group of individuals that comprised the true definition of a team.



## 2002 ANGELS ROSTER

Anderson, Garret (of)  
Appier, Kevin (rhp)  
Bellinger, Clay (inf)  
Callaway, Mickey (rhp)  
Cook, Dennis (lhp)  
DaVanon, Jeff (of)  
Donnelly, Brendan (rhp)  
Eckstein, David (inf)  
Erstad, Darin (of)  
Fabregas, Jorge (c)

Fasano, Sal (c)  
Figgins, Chone (inf)  
Fullmer, Brad (inf)  
Gil, Benji (inf)  
Glaus, Troy (inf)  
Kennedy, Adam (inf)  
Lackey, John (rhp)  
Levine, Al (rhp)  
Lukasiewicz, Mark (rhp)  
Molina, Bengie (c)

Molina, Jose (c)  
Nieves, Jose (inf)  
Ochoa, Alex (of)  
Ortiz, Ramon (rhp)  
Palmeiro, Orlando (of)  
Percival, Troy (rhp)  
Pote, Lou (rhp)  
Ramirez, Julio (of)  
Rodríguez, Francisco (rhp)  
Salmon, Tim (of)

Schoeneweis, Scott (lhp)  
Sele, Aaron (rhp)  
Shields, Scott (rhp)  
Spiezio, Scott (inf)  
Wall, Donne (rhp)  
Washburn, Jarrod (lhp)  
Weber, Ben (rhp)  
Wise, Matt (rhp)  
Wooten, Shawn (inf)

Manager: Mike Scioscia  
Coaches:  
Joe Maddon (Bench)  
Bud Black (Pitching)  
Mickey Hatcher (Hitting)  
Ron Roenicke (Third Base)  
Alfredo Griffin (First Base)  
Bobby Ramos (Bullpen)  
Orlando Mercado (Bullpen)

\* Players that appeared in at least one game with the club

## GARRET ANDERSON

One of the most productive offensive players in franchise history, **Garret Anderson** spent 15 of his 17 professional seasons playing for the Angels. He was inducted into the Club's Hall of Fame on Aug. 20, 2016.

A two-time Silver Slugger recipient, three-time All-Star and four-time Angels Team MVP, Anderson remains atop the franchise all-time list in several key offensive categories including games (2,013), at-bats (7,989), hits (2,368), total bases (3,743), extra-base hits (796), doubles (489) and RBI (1,292). He also ranks second in runs scored (1,024), behind Mike Trout, and his 272 home runs rank third behind Trout and Tim Salmon.

Following his selection in the fourth round of the 1990 June draft out of Kennedy High School in Granada Hills, CA, Anderson made his Major League debut July 27, 1994 vs. Oakland at the age of 22. He would go on to hit .321 with 19 doubles, 16 home runs and 69 RBI that season and finish second in the American League Rookie of the Year voting.

A key piece in the Club's 2002 title run, Angels' fans will long remember his bases-clearing, three-run double in Game Seven of the 2002 World Series. Anderson completed the 2002 postseason batting a combined .300 with four doubles, two home runs and 13 RBI.

After finishing fourth in A.L. MVP voting in 2002, he returned a year later with another solid All-Star season. During the All-Star game in Chicago, he became the first player since Cal Ripken, Jr. in 1991 to become both the Home Run Derby Champion and MVP of the All-Star Game.



## VLADIMIR GUERRERO

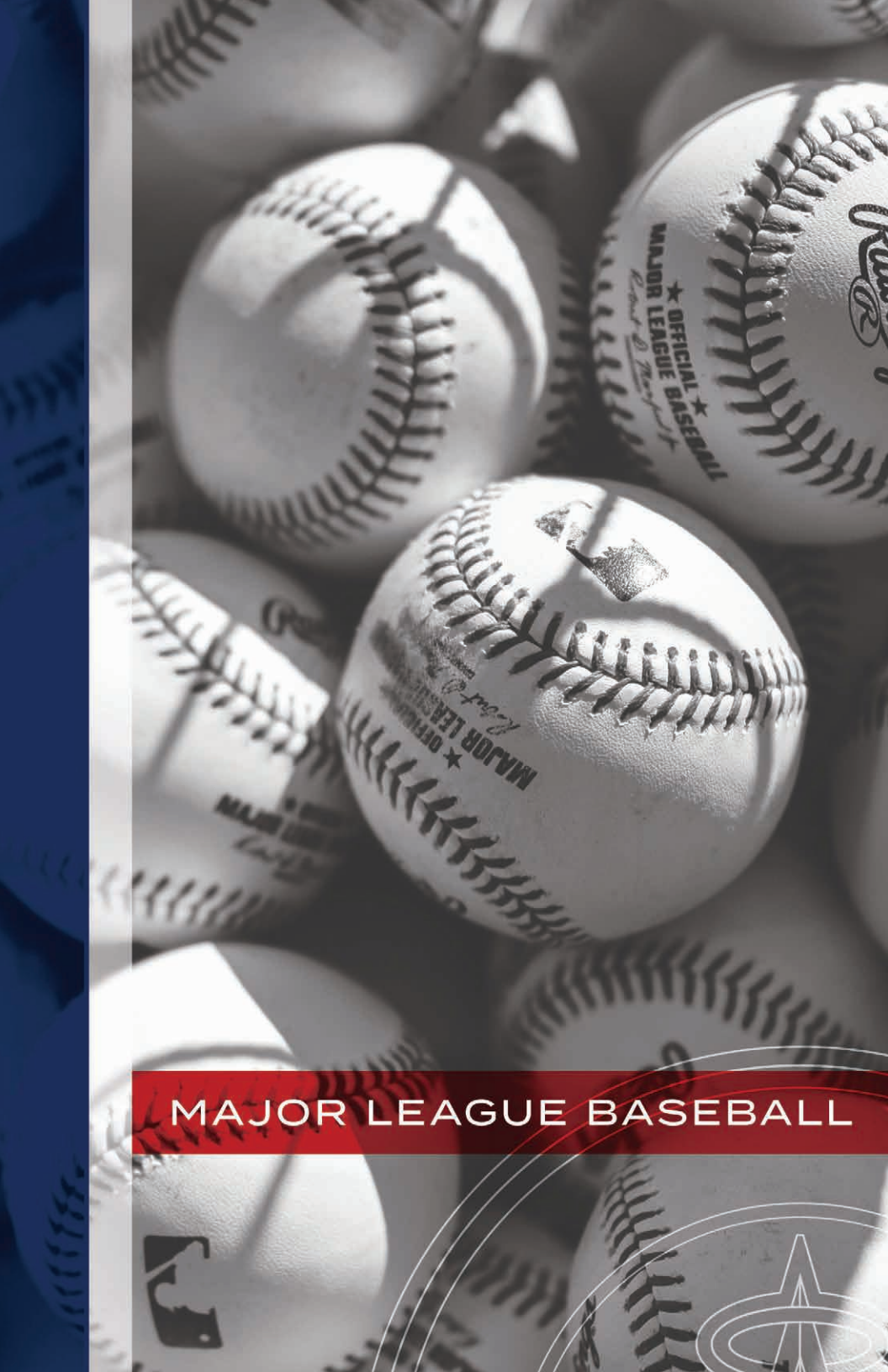
**Vladimir Guerrero** became the 15th individual inducted into the Angels Hall of Fame on Aug. 26, 2017. No player in Club history had more of an immediate impact than 'Vladdy' in his initial campaign with the Angels in 2004. In that season, Guerrero captured American League MVP honors as he lifted the Halos to their first A.L. West crown since 1986. Vlad became just the second player in Angels' history to garner MVP honors, joining Don Baylor in 1979.




During the 2004 season, Guerrero tied a Club record and led the A.L. with 366 total bases while also pacing the junior circuit with 124 runs. His .337 average remains the highest single-season mark by a right-hander in team annals.

Most impressive during the 2014 campaign were Guerrero's numbers down the stretch. He was named A.L. Player of the Month for September batting .371 with 24 runs, 17 extra-base hits (10 HR) and 23 RBI.

Guerrero remains among the Angels' all-time leaders in several key offensive categories including average (1st, .319), slugging percentage (2nd, .526), on-base percentage (4th, .381), home runs (7th, 173), RBI (8th, 616), extra-base hits (8th, 377), total bases (9th, 1,767), doubles (10th, 194), runs (11th, 544) and hits (12th, 1,034). Guerrero was inducted into the Baseball Hall of Fame, July 29, 2018.



MAJOR LEAGUE BASEBALL







## NATIONAL BASEBALL HALL OF FAME AND MUSEUM

25 Main Street, Cooperstown, New York 13326

Phone: (607) 547-7200

Public Relations: (607) 547-0215

E-mail address: [info@baseballhall.org](mailto:info@baseballhall.org)

Website: [baseballhall.org](http://baseballhall.org)

Summer Hours: Memorial Day Weekend - Labor Day Weekend: 9 a.m. to 7 p.m.

Regular Hours: 9 a.m. to 5 p.m.

Holiday Closings: Thanksgiving Day, Christmas Day, and New Year's Day.

**DIRECTORY:** Jane Forbes Clark (Chairman), Josh Rawitch (President), Lisa Bendino-Anderson (Vice President, Museum Affairs), Shilpa Ketharaju (Vice President Finance and Administration), Sean Gahagan (Vice President, Retail Merchandising & Licensing), Ken Meifert (Vice President, Sponsorship & Development), Ryan Seizner (Vice President, People and Culture)

**PR CONTACTS:** Jon Shestakofsky (Vice President, Communications & Education) and Craig Muder (Comm. Director)

### HALL OF FAME WEEKEND 2024: July 19-22

**Class of 2024:** Adrián Beltré, Todd Helton, Jim Leyland and Joe Mauer

**Awards Presentation:** Sat., July 20 **Induction:** Sun., July 21, 1:30 p.m. ET, Clark Sports Center

### ANGELS IN THE HALL OF FAME

Fourteen members of the National Baseball Hall of Fame have worn an Angels uniform, including 2019 electee Lee Smith. The other 13 are Bert Blyleven, Rod Carew, Vladimir Guerrero, Rickey Henderson, Whitey Herzog, Reggie Jackson, Eddie Murray, Frank Robinson, Nolan Ryan, Don Sutton, Hoyt Wilhelm, Dick Williams and Dave Winfield. For more information on Los Angeles/California/Anaheim/Los Angeles Angels of Anaheim in the Hall of Fame, visit the "Hall of Famers" team pages at [www.baseballhall.org](http://www.baseballhall.org).

### NOTABLE ANGELS ARTIFACTS IN COOPERSTOWN

- Jersey worn by Mike Trout during the 2022 season.
- Bat used by Shohei Ohtani on April 4, 2021, when he started the game on the mound and hit the first pitch he saw as a batter for a home run.
- The caps worn by Taylor Cole and Felix Peña during their combined no-hitter on July 12, 2019.
- Cap worn by 2018 American League Rookie of the Year Shohei Ohtani in his big league pitching debut on April 1, 2018.
- Jersey worn by Albert Pujols on June 3, 2017, when he hit his 600<sup>th</sup> home run.
- Bat used by Mike Trout in the 2015 All-Star Game, in which he hit a HR and became the first player in history to win the game's MVP Award in back-to-back years.
- Cap worn by Mike Trout when he won the 2014 All-Star Game MVP Award.
- Spikes worn by Albert Pujols when he hit his 500th home run on April 22, 2014.
- Spikes worn by Mike Trout when he became the youngest AL player to hit for the cycle on May 21, 2013.
- Cap and spikes worn by Mike Trout during his 2012 American League Rookie of the Year season.
- Balls from Francisco Rodriguez's 50<sup>th</sup>, 57<sup>th</sup> and record 58<sup>th</sup> save along with a jersey which set the new single season saves mark, on Sept. 13, 2008.
- Cap worn by John Lackey to win Game 7 of the 2002 Series.
- Bat used by Adam Kennedy to hit three home runs in the clinching Game 5 of the 2002 ALCS.
- Entire uniform worn by Rod Carew on Aug. 4, 1985, when he achieved his 3,000th career hit.



**Bat used by Mike trout at 2015 All-Star Game.**

### A LOOK AHEAD TO 2025

Ballots for the 2025 Hall of Fame/BBWAA election will be distributed following the 2024 season with results from the voting scheduled to be announced in January 2025. A partial list of first-year candidates for election includes Félix Hernández, CC Sabathia, Ichiro Suzuki and Troy Tulowitzki. Historical information on past BBWAA elections and the election process can be accessed at [www.baseballhall.org](http://www.baseballhall.org) or by contacting the Hall of Fame Communications department.

### CONNECT TO COOPERSTOWN

- For news from Cooperstown, visit at [www.baseballhall.org](http://www.baseballhall.org). Stay up-to-date on all the activity at the Hall of Fame's official site, on Twitter [@baseballhall](https://twitter.com/baseballhall) and through social networking on Facebook, Instagram and TikTok.
- If you would like to receive interesting stories and timely news items direct from the Hall of Fame and get the inside track on the latest happenings in Cooperstown, sign up for *Inside Pitch*. There's no cost to receive our weekly electronic newsletter in your e-mail box at home or work and it's easy to enroll: Just log on to [www.baseballhall.org/InsidePitch](http://www.baseballhall.org/InsidePitch).
- If you have an interest in receiving *Around The Horn*, the Hall's monthly media newsletter, please send an e-mail to [info@baseballhall.org](mailto:info@baseballhall.org). Be sure to include your name, name of organization and e-mail address. Or visit [www.baseballhall.org/media-info](http://www.baseballhall.org/media-info).

### RESEARCH ASSISTANCE

The Hall of Fame is pleased to provide assistance in baseball research and members of the media are encouraged to utilize this valuable baseball resource whenever necessary by calling the Public Relations department at (607) 547-0215, or the Library Reference desk at (607) 547-0330.

# MLB BALTIMORE ORIOLES



## BALTIMORE ORIOLES

Oriole Park at Camden Yards  
333 West Camden Street  
Baltimore, MD 21201  
(410) 685-9800  
Seating Capacity: 45,474  
2023 Record:  
101-61 - 1st in A.L. East

Field Manager . . . . . Brandon Hyde  
Named: . . . Dec. 14, 2018 replacing Buck Showalter  
Home Clubhouse Manager . . . . . Freddy Tyler  
Visiting Clubhouse Manager . . . . . Andrew Guinart



## CLUB DIRECTORY

Chairman & CEO . . . . . John P. Angelos  
Executive Vice President & General Manager . . . . . Mike Elias  
SVP, Community Development & Communications. . . Jennifer Grondahl  
Director, Public Relations . . . . . Jackie Harig  
Manager, Team Travel. . . . . Spenser Clark

## ALL-TIME SERIES RESULTS

(Angels Listed First)

Year	Home	Road	Totals	Year	Home	Road	Totals	Year	Home	Road	Totals	Year	Home	Road	Totals
1961	4-6	6-2	10-8	1977	5-0	1-5	6-5	1993	3-3	2-4	5-7	2009	3-1	5-1	8-2
1962	7-2	3-6	10-8	1978	3-2	3-2	6-4	1994	1-5	3-3	4-8	2010	0-3	0-3	0-6
1963	6-3	3-6	9-9	1979	2-4	1-5	3-9	1995	2-5	2-4	4-9	2011	3-0	3-3	6-3
1964	4-5	3-6	7-11	1980	0-6	2-4	2-10	1996	3-3	3-3	6-6	2012	5-2	2-0	7-2
1965	3-5	2-8	5-13	1981	3-3	3-3	6-6	1997	3-2	1-5	4-7	2013	1-3	1-2	2-5
1966	3-6	3-6	6-12	1982	2-4	3-3	5-7	1998	3-3	2-3	5-6	2014	1-2	1-2	2-4
1967	7-4	4-2	11-6	1983	3-3	2-4	5-7	1999	1-5	2-4	3-9	2015	2-1	2-1	4-2
1968	4-5	4-5	8-10	1984	3-3	1-5	4-8	2000	3-3	4-2	7-5	2016	1-2	1-2	2-4
1969	3-3	3-3	6-6	1985	3-3	2-4	5-7	2001	1-2	3-3	4-5	2017	2-1	2-1	4-2
1970	3-3	2-4	5-7	1986	4-2	2-4	6-6	2002	4-2	3-0	7-2	2018	3-0	2-1	5-1
1971	3-3	2-4	5-7	1987	1-5	2-4	3-9	2003	1-2	0-6	1-8	2019	1-3	2-1	3-4
1972	4-2	2-4	6-6	1988	4-2	3-3	7-5	2004	4-2	2-1	6-3	2020	0-0	0-0	0-0
1973	3-3	3-3	6-6	1989	4-2	2-4	6-6	2005	2-1	2-1	4-2	2021	3-0	1-2	4-2
1974	3-3	2-4	5-7	1990	3-3	2-4	5-7	2006	5-1	1-3	6-4	2022	1-2	0-4	1-6
1975	2-4	4-2	6-6	1991	3-3	3-3	6-6	2007	3-1	4-2	7-3	2023	0-3	2-2	2-5
1976	2-4	2-4	4-8	1992	2-4	2-4	4-8	2008	4-2	2-1	6-3	<b>TOTALS</b>	<b>175-175</b>	<b>142-200</b>	<b>317-375</b>

## WON-LOST RECORDS AT STADIUMS

Wrigley Field	4-6	.400	Memorial Stadium	80-126	.388
Dodger Stadium	20-15	.571	Camden Yards	62-74	.456
Anaheim Stadium	94-107	.468			
Angel Stadium	57-47	.548			

Most Runs, Game  
By Angels — 18 (18-6, Sept. 12, 2007 at Camden Yards)  
By Baltimore — 17 (17-3, Aug. 26, 1985 at Anaheim Stadium)

Widest Margin Victory  
By Angels — 13 Runs (13-0, Aug. 25, 1996 at Camden Yards)  
By Baltimore — 14 Runs (17-3, Aug. 26, 1985 at Anaheim Stadium)

Longest Winning Streak  
By Angels — 7 (Aug. 30, 2002 - May 20, 2003)  
By Baltimore — 12 (July 19, 1979★ - Aug. 28, 1980)  
★Second game of two-night doubleheader

Attendance High  
At Angel Stadium: 44,027, Aug. 5, 2008  
At Anaheim Stadium: 63,073, Apr. 23, 1983  
At Camden Yards: 48,544, July 24, 1999





**BOSTON RED SOX**  
Fenway Park  
4 Jersey Street  
Boston, MA 02215  
(617) 226-6000  
Seating Capacity: 37,555  
2023 Record:  
78-84 – 5th in A.L. East

Field Manager . . . . . Alex Cora  
Named: . . . . . Nov. 6, 2020, replacing Ron Roenicke  
Clubhouse Manager . . . . . Tom McLaughlin  
Visiting Clubhouse Manager . . . . . Pookie Jackson



**CLUB DIRECTORY**

Principal Owner . . . . . John Henry  
Chairman . . . . . Thomas Werner  
President & CEO . . . . . Sam Kennedy  
Chief Baseball Officer . . . . . Craig Breslow  
Senior VP, Corporate Comm./Chief Communications Officer . . . . . Zineb Curran  
Directors, Baseball Comm. & Media Relations . . . . . Abby Murphy/Justin Long  
Director, Team Travel . . . . . Mark Cacciatore

**ALL-TIME SERIES RESULTS**

(Angels Listed First)

Year	Home	Road	Totals	Year	Home	Road	Totals	Year	Home	Road	Totals	Year	Home	Road	Totals
1961	5-4	2-7-1	7-11-1	1977	1-4	2-3	3-7	1993	5-1	0-6	5-7	2009	4-2	1-2	5-4
1962	4-5	8-1	12-6	1978	2-4	0-5	2-9	1994	3-3	2-4	5-7	2010	0-3	1-6	1-9
1963	5-4	3-5	8-9	1979	4-2	3-3	7-5	1995	1-6	2-5	3-11	2011	2-2	0-4	2-6
1964	7-2	2-7	9-9	1980	0-6	3-3	3-9	1996	2-4	2-4	4-8	2012	3-0	3-0	6-0
1965	8-1	5-4	13-5	1981	3-0	1-2	4-2	1997	3-2	3-3	6-5	2013	2-1	1-2	3-3
1966	5-4	4-5	9-9	1982	2-4	3-3	5-7	1998	3-3	3-2	6-5	2014	1-2	4-0	5-2
1967	7-2	1-8	8-10	1983	2-4	4-2	6-6	1999	1-3	0-6	1-9	2015	4-0	1-2	5-2
1968	5-4	4-5	9-9	1984	1-5	2-4	3-9	2000	4-2	1-2	5-4	2016	2-2	1-2	3-4
1969	2-4	2-4	4-8	1985	5-1	2-4	7-5	2001	1-3	3-0	4-3	2017	2-1	2-1	4-2
1970	4-2	3-3	7-5	1986	4-2	3-3	7-5	2002	1-2	2-2	3-4	2018	0-3	0-3	0-6
1971	3-3	3-3	6-6	1987	5-1	3-3	8-4	2003	1-2	2-4	3-6	2019	1-2	2-2	3-4
1972	3-3	1-5	4-8	1988	2-4	2-4	4-8	2004	4-2	0-3	4-5	2020	0-0	0-0	0-0
1973	3-3	2-4	5-7	1989	5-1	3-3	8-4	2005	2-2	2-4	4-6	2021	2-1	1-2	3-3
1974	3-3	5-1	8-4	1990	2-4	3-3	5-7	2006	1-2	2-1	3-3	2022	1-4	2-1	3-5
1975	3-3	3-3	6-6	1991	6-0	2-4	8-4	2007	2-1	2-5	4-6	2023	3-0	1-3	4-3
1976	3-3	2-4	5-7	1992	1-5	3-3	4-8	2008	3-0	5-1	8-1	<b>TOTALS</b>	<b>177-159</b>	<b>142-201-1</b>	<b>319-361-1</b>

**WON-LOST RECORDS AT STADIUMS**

Wrigley Field	5-4	.556	Fenway Park	142-201-1	.414
Dodger Stadium	24-12	.667			
Anaheim Stadium	100-97	.508			
Angel Stadium	48-46	.510			

Most Runs, Game By Angels — 21 (21-2, July 2, 2016 at Fenway Park)  
By Boston — 17, twice (17-8, May 3, 2010 at Fenway Park & 17-6, May 15, 1996 at Fenway Park)

Widest Margin Victory By Angels — 19 Runs (21-2, July 2, 2016 at Fenway Park)  
By Boston — 12 Runs (16-4, July 21, 1984 at Anaheim Stadium)

Longest Winning Streak By Angels — 9, twice (Apr. 23, 2008-Apr. 10, 2009 & May 4, 2011-June 8, 2013)  
By Boston — 10 (July 19, 1993-July 4, 1994)

Attendance High At Angel Stadium: 44,822, Apr. 17, 2018  
At Anaheim Stadium: 64,223, Oct. 11 & 12, 1986 (ALCS games 4 & 5)  
At Fenway Park: 40,025, Apr. 23, 2011



## CHICAGO WHITE SOX

Guaranteed Rate Field  
333 W. 35th Street  
Chicago, IL 60616  
(312) 674-1000

Seating Capacity: 40,615  
2023 Record:  
61-101 – 4th in A.L. Central

Field Manager . . . . . Pedro Grifol  
Named: . . . . Nov. 3, 2022, replacing Tony La Russa  
Clubhouse Manager . . . . . Robert Warren  
Visiting Clubhouse Manager . . . . . Jason Gilliam



## CLUB DIRECTORY

Chairman . . . . . Jerry Reinsdorf  
Senior Executive Vice President. . . . . Howard Pizer  
Senior Vice President/General Manager. . . . . Chris Getz  
Senior Vice President, Communications . . . . . Scott Reifert  
Director, Team Travel . . . . . Ed Cassin

## ALL-TIME SERIES RESULTS

(Angels Listed First)

Year	Home	Road	Totals	Year	Home	Road	Totals	Year	Home	Road	Totals	Year	Home	Road	Totals
1961	6-3	2-7	8-10	1977	5-3	3-4	8-7	1993	3-4	4-2	7-6	2009	3-3	1-2	4-5
1962	3-6	5-4	8-10	1978	5-2	3-5	8-7	1994	2-4	3-1	5-5	2010	0-3	2-4	2-7
1963	4-5	4-5	8-10	1979	6-1	3-3	9-4	1995	5-1	5-1	10-2	2011	3-2	3-0	6-2
1964	4-5	4-5	8-10	1980	0-6	3-4	3-10	1996	5-1	1-5	6-6	2012	4-1	1-2	5-3
1965	6-3	0-9	6-12	1981	3-4	3-3	6-7	1997	5-1	1-4	6-5	2013	2-2	2-1	4-3
1966	3-6	5-4	8-10	1982	3-3	5-2	8-5	1998	3-3	2-3	5-6	2014	3-0	2-1	5-1
1967	5-4	2-7	7-11	1983	2-5	1-5	3-10	1999	4-2	1-3	5-5	2015	3-1	0-3	3-4
1968	2-7	6-3	8-10	1984	5-1	3-4	8-5	2000	2-2	2-4	4-6	2016	3-0	2-2	5-2
1969	5-4	4-5	9-9	1985	3-4	5-1	8-5	2001	5-1	1-2	6-3	2017	3-0	1-3	4-3
1970	7-2	5-4	12-6	1986	3-3	4-3	7-6	2002	3-0	3-3	6-3	2018	2-2	3-0	5-2
1971	3-6	5-4	8-10	1987	5-2	3-3	8-5	2003	3-1	0-3	3-4	2019	3-1	2-1	5-2
1972	5-4	2-7	7-11	1988	4-2	5-2	9-4	2004	2-1	3-3	5-4	2020	0-0	0-0	0-0
1973	6-3	2-7	8-10	1989	4-3	4-2	8-5	2005	2-2	4-2	6-4	2021	3-1	2-1	5-2
1974	5-4	5-4-4	10-8-1	1990	1-5	4-3	5-8	2006	1-5	2-1	3-6	2022	2-1	2-2	4-3
1975	4-5	5-4	9-9	1991	4-3	4-2	8-5	2007	1-2	3-3	4-5	2023	2-2	2-1	4-3
1976	5-4	6-3	11-7	1992	1-5	2-5	3-10	2008	2-2	3-3	5-5	<b>TOTALS 211-174 180-199-1 391-373-1</b>			

## WON-LOST RECORDS AT STADIUMS

Wrigley Field	6-3	.667	Old Comiskey Park	110-125-1	.468
Dodger Stadium	17-19	.472	★County Stadium	1-1	.500
Anaheim Stadium	124-112	.252	Guaranteed Rate Field	69-73	.486
Angel Stadium	64-40	.615			

★Angels defeated White Sox, 4-2, May 15, 2002 and lost, 7-1, Apr. 23, 1969

Most Runs, Game  
By Angels — 19 (19-0, May 10, 2002 at Angel Stadium)  
By Chicago — 17, twice (17-2, May 31, 1978 at Comiskey Park & 17-3, May 25, 2009 at Angel Stadium)

Widest Margin Victory  
By Angels — 19 Runs (19-0, May 10, 2002 at Angel Stadium)  
By Chicago — 15 Runs (17-2, May 31, 1978 at Comiskey Park)

Longest Winning Streak  
By Angels — 8 (May 19-Aug. 15, 1995)  
By Chicago — 10, twice (Sept. 26, 1980-May 30, 1981 & June 15, 1983-June 4, 1984)

Attendance High  
At Angel Stadium: 44,135, Apr. 30, 2006  
At Anaheim Stadium: 49,567, June 20, 1982  
At New Comiskey Park: 42,535, Aug. 7, 1993  
At Old Comiskey Park: 50,892, June 13, 1982  
At Guaranteed Rate Field: 38,685, May 30, 2005



**CLEVELAND GUARDIANS**

Progressive Field  
2401 Ontario Street  
Cleveland, OH 44115  
(216) 420-4200  
Seating Capacity: 34,830  
2023 Record:  
76-86 – 3rd in A.L. Central

Field Manager . . . . . Stephen Vogt  
Named: . . . Nov. 10, 2023, replacing Terry Francona  
Clubhouse Manager . . . . . Tony Amato  
Visiting Clubhouse Manager . . . . . Willie Jenks



**CLUB DIRECTORY**

Chairman & CEO . . . . . Paul J. Dolan  
President, Baseball Operations . . . . . Chris Antonetti  
General Manager . . . . . Mike Chernoff  
Vice President, Communications . . . . . Curt Danburg  
Director, Baseball Information & Player Relations . . . . . Bart Swain  
Director, Communications & Player Relations . . . . . Court Berry-Tripp  
Director of Team Travel . . . . . Jared Jones

**ALL-TIME SERIES RESULTS**

(Angels Listed First)

Year	Home	Road	Totals	Year	Home	Road	Totals	Year	Home	Road	Totals	Year	Home	Road	Totals
1961	5-4	3-6	8-10	1977	3-2	3-2	6-4	1993	4-2	1-5	5-7	2009	2-1	2-1	4-2
1962	4-5	5-4	9-9	1978	4-1	2-3	6-4	1994	0-3	0-2	0-5	2010	3-3	1-2	4-5
1963	4-5	4-5	8-10	1979	2-4	4-2	6-6	1995	2-1	1-1	3-2	2011	4-2	2-1	6-3
1964	5-4	4-5	9-9	1980	3-3	1-3	4-6	1996	3-3	1-6	4-9	2012	2-1	2-4	4-5
1965	6-3	3-6	9-9	1981	5-1	2-4	7-5	1997	2-3	5-1	7-4	2013	0-3	2-1	2-4
1966	6-3	4-5	10-8	1982	5-4	3-3	8-4	1998	2-4	2-3	4-7	2014	3-0	2-2	5-2
1967	7-2	7-2	14-4	1983	3-3	5-1	8-4	1999	1-5	0-4	1-9	2015	2-1	0-3	2-4
1968	2-7	5-4	7-11	1984	3-3	5-1	8-4	2000	2-1	1-5	3-6	2016	1-2	0-4	1-6
1969	5-1	3-3	8-4	1985	5-1	3-3	8-4	2001	1-2	4-2	5-4	2017	0-3	0-3	0-6
1970	4-2	2-4	6-6	1986	3-4	3-2	6-6	2002	3-3	3-0	6-3	2018	2-1	1-2	3-3
1971	4-2	4-2	8-4	1987	4-2	3-3	7-5	2003	3-0	3-3	6-3	2019	0-3	0-3	0-6
1972	4-2	4-2	8-4	1988	3-3	5-1	8-4	2004	1-5	3-0	4-5	2020	0-0	0-0	0-0
1973	2-4	3-3	5-7	1989	4-2	1-5	5-7	2005	3-2	2-1	5-3	2021	1-2	0-3	1-5
1974	0-6	3-3	3-9	1990	3-3	4-2	7-5	2006	2-1	3-3	5-4	2022	4-0	0-3	4-3
1975	0-6	3-3	3-9	1991	2-4	5-1	7-5	2007	4-3	1-2	5-4	2023	3-1	1-2	4-3
1976	5-1	2-4	7-5	1992	3-3	3-3	6-6	2008	4-2	1-2	5-4	<b>TOTALS</b>	<b>182-160</b>	<b>155-174</b>	<b>337-334</b>

**WON-LOST RECORDS AT STADIUMS**

Wrigley Field	5-4	.556	Cleveland Stadium	112-105	.516
Dodger Stadium	19-17	.528	Progressive Field	42-66	.389
Anaheim Stadium	105-88	.544	★Miller Park	1-2	.333
Angel Stadium	53-51	.510	★★Historic Bowman Field	0-1	.000 (★Little League Classic)

★Series on Apr. 10-12, 2007 moved to Milwaukee due to snow in Cleveland

Most Runs, Game	By Angels — 21 (21-2, Apr. 30, 2002 at Jacobs Field) By Cleveland — 15 (15-3, Apr. 11, 1997 at Jacobs Field)
Widest Margin Victory	By Angels — 19 Runs (21-2, Apr. 30, 2002 at Jacobs Field) By Cleveland — 13 Runs (14-1, Aug. 29, 1970 at Cleveland Stadium)
Longest Winning Streak	By Angels — 7, 3 times (June 9-21, 1964, Aug. 16, 1969-June 6, 1970 & Aug. 18, 2002-Aug. 8, 2003) By Cleveland — 12 (June 12, 2016 - Apr. 2, 2018)
Attendance High	At Angel Stadium: 44,020, July 18, 2006 At Anaheim Stadium: 52,329, July 4, 1993 At Progressive Field: 43,399, Sept. 1, 1999



**DETROIT TIGERS**  
Comerica Park  
2100 Woodward Avenue  
Detroit, MI 48201  
(313) 962-4000  
Seating Capacity: 41,083  
2023 Record:  
78-84 – 2nd in A.L. Central

Field Manager . . . . . A.J. Hinch  
Named . Oct. 30, 2020, replacing Lloyd McClendon  
Clubhouse Manager . . . . . Dan Ross  
Visiting Clubhouse Manager . . . . . Jim Schmake



## CLUB DIRECTORY

President & CEO . . . . . Christopher Ilitch  
President, Baseball Ops . . . . . Scott Harris  
Sr. Vice President, Communications & Broadcasting . . . . Ron Colangelo  
Director, Communications & Broadcasting . . . . . Ben Fidelman  
Director, Media Relations . . . . . Chad Crunk  
Director, Team Travel . . . . . Peter Warden

## ALL-TIME SERIES RESULTS

(Angels Listed First)

Year	Home	Road	Totals	Year	Home	Road	Totals	Year	Home	Road	Totals	Year	Home	Road	Totals
1961	3-6	1-8	4-14	1977	1-4	3-2	4-6	1993	2-4	2-4	4-8	2009	3-3	1-2	4-5
1962	4-5	3-6	7-11	1978	1-4	3-3	4-7	1994	1-3	2-1	3-4	2010	2-2	2-4	4-6
1963	3-6	3-6	6-12	1979	2-4	2-4	4-8	1995	2-2	4-0	6-2	2011	2-1	2-2	4-3
1964	5-4	3-6	8-10	1980	1-5	4-2	5-7	1996	5-1	1-5	6-6	2012	3-0	2-5	5-5
1965	5-4	3-6	8-10	1981	2-1	1-2	3-3	1997	4-1	1-5	5-6	2013	3-0	3-0	6-0
1966	3-6	6-3	9-9	1982	2-4	3-3	5-7	1998	4-1	4-2	8-3	2014	3-1	1-2	4-3
1967	5-4	3-6	8-10	1983	2-4	2-4	4-8	1999	2-2	3-3	5-5	2015	4-0	2-1	6-1
1968	3-6	2-7	5-13	1984	1-5	3-3	4-8	2000	3-3	2-2	5-5	2016	2-1	2-1	4-2
1969	4-2	1-5	5-7	1985	4-2	4-2	8-4	2001	2-1	3-3	5-4	2017	2-2	2-1	4-3
1970	2-4	4-2	6-6	1986	4-2	3-3	7-5	2002	5-1	3-0	8-1	2018	3-0	1-3	4-3
1971	4-2	2-4	6-6	1987	2-4	1-5	3-9	2003	3-0	3-1	6-1	2019	1-2	2-1	3-3
1972	3-3	2-4	5-7	1988	3-3	2-4	5-7	2004	5-1	2-1	7-2	2020	0-0	0-0	0-0
1973	4-2	3-3	7-5	1989	6-0	5-1	11-1	2005	4-3	2-1	6-4	2021	3-1	3-0	6-1
1974	4-2	1-5	5-7	1990	3-3	2-4	5-7	2006	2-1	3-2	5-3	2022	2-1	1-2	3-3
1975	3-3	3-2	6-5	1991	3-3	2-4	5-7	2007	4-1	1-2	5-3	2023	0-3	3-0	3-3
1976	4-2	2-4	6-6	1992	4-2	3-3	7-5	2008	2-1	4-2	6-3	<b>TOTALS</b>	<b>183-154</b>	<b>152-184</b>	<b>335-338</b>

## WON-LOST RECORDS AT STADIUMS

Wrigley Field	3-6	.333	Tiger Stadium	102-146	.411
Dodger Stadium	17-19	.472	Comerica Park	50-38	.568
Anaheim Stadium	94-97	.492			
Angel Stadium	69-32	.683			

Most Runs, Game  
By Angels — 15 (15-1, May 9, 1981 at Anaheim Stadium)  
By Detroit — 15, three times (15-3, June 28, 1966 at Anaheim Stadium, 15-6, July 31, 1980 at Tiger Stadium, & 15-2, May 12, 1987 at Tiger Stadium)

Widest Margin Victory  
By Angels — 14 Runs (15-1, May 9, 1981 at Anaheim Stadium)  
By Detroit — 13 Runs (15-2, May 12, 1987 at Tiger Stadium)

Longest Winning Streak  
By Angels — 14 (May 8, 2002-Aug. 23, 2003)  
By Detroit — 11 (June 17, 1979-May 30, 1980)

Attendance High  
At Angel Stadium: 44,311, May 12, 2017  
At Anaheim Stadium: 59,502, June 8, 1991  
At Tiger Stadium: 52,682, June 14, 1970  
At Comerica Park: 42,068, Apr. 26, 2008



**HOUSTON ASTROS**  
Minute Maid Park  
501 Crawford Street  
Houston, TX 77002  
(713) 259-8000  
Seating Capacity: 41,168  
2023 Record:  
90-72 – 1st in A.L. West

Field Manager . . . . . Joe Espada  
Named: . . . . . Nov. 13, 2023, replacing Dusty Baker  
Clubhouse Manager. . . . . Carl Schneider  
Visiting Clubhouse Manager . . . . . Steve Perry



**CLUB DIRECTORY**

Owner & Chairman . . . . . Jim Crane  
General Manager . . . . . Dana Brown  
Senior Vice President, Marketing and Communications . . . Anita Sehgal  
Vice President, Communications . . . . . Gene Dias  
Director, Communications . . . . . Steve Grande  
Manager, Team Travel. . . . . Juan Huitron

**ALL-TIME SERIES RESULTS**

(Angels Listed First)

Year	Home	Road	Totals	Year	Home	Road	Totals
2004	0-0	1-2	1-2	2018	2-7	4-6	6-13
2007	2-1	0-0	2-1	2019	3-7	2-7	5-14
2013	3-7	6-3	9-10	2020	5-2	1-2	6-4
2014	8-2	4-5	12-7	2021	3-6	3-7	6-13
2015	6-4	3-6	9-10	2022	3-7	3-6	6-13
2016	3-6	3-7	6-13	2023	2-4	2-5	4-9
2017	3-6	4-6	7-12	<b>TOTALS</b>	<b>43-59</b>	<b>36-62</b>	<b>79-121</b>

**WON-LOST RECORDS AT STADIUMS**

Angel Stadium 43-57 .430 Minute Maid Park 36-62 .367  
 ★ Estadio de Béisbol Monterrey 0-2 .000

★ MLB Mexico Series (May 4-5, 2019)

Most Runs, Game By Angels — 14 (14-5, July 22, 2018 at Angel Stadium)  
 By Houston — 16 (Apr. 24, 2021 at Minute Maid Park)

Widest Margin Victory By Angels — 10 Runs (11-1, Apr. 4, 2014 at Minute Maid Park)  
 By Houston — 14 Runs (16-2, Apr. 24, 2021 at Minute Maid Park)

Longest Winning Streak By Angels — 6 (Aug. 25-Apr. 5, 2021)  
 By Houston — 11 (May 28-July 24, 2016)

Attendance High At Angel Stadium: 44,264, July 21, 2018  
 At Minute Maid Park: 43,264, Sept. 21, 2019



# MLB KANSAS CITY ROYALS



## KANSAS CITY ROYALS

Kauffman Stadium

One Royal Way

Kansas City, MO 64129

(816) 921-8000

Seating Capacity: 37,903

2023 Record:

56-106 – 5th in A.L. Central

Field Manager . . . . . Matt Quatraro  
 Named: . . Oct. 30, 2022, replacing Mike Matheny  
 Sr. Advisor, Clubhouse Operations . . Chuck Hawke  
 Manager, Clubhouse . . . . . Tom Walsh  
 Manager, Visiting Clubhouse . . . . . Levi Noble  
 Manager, Equipment . . . . . Patrick Gorman



## CLUB DIRECTORY

Chairman & CEO . . . . . John Sherman  
 Executive Vice President/General Manager . . . . . J.J. Picollo  
 Vice President, Baseball Operations . . . . . George Brett  
 Vice President, Major League Team Operations . . . . . Jeff Davenport  
 Vice President, Communications . . . . . Sam Mellinger  
 Director, Media Relations . . . . . Nick Kappel

## ALL-TIME SERIES RESULTS

(Angels Listed First)

Year	Home	Road	Totals	Year	Home	Road	Totals	Year	Home	Road	Totals
1969	5-4	4-5	9-9	1988	1-6	4-2	5-8	2007	0-3	2-2	2-5
1970	5-4	5-4	10-8	1989	3-3	1-6	4-9	2008	1-1	2-1	3-2
1971	2-7	6-3	8-10	1990	3-4	4-2	7-6	2009	3-0	6-1	9-1
1972	5-4	4-2	9-6	1991	5-1	4-3	9-4	2010	4-2	3-1	7-3
1973	5-4	5-4	10-8	1992	5-2	3-3	8-5	2011	1-2	2-5	3-7
1974	3-6	5-4	8-10	1993	3-3	3-4	6-7	2012	3-3	2-1	5-4
1975	1-8	3-6	4-14	1994	5-2	1-2	6-4	2013	1-2	4-0	5-2
1976	4-5	4-5	8-10	1995	1-5	4-2	5-7	2014	2-1	1-2	3-3
1977	1-6	5-3	6-9	1996	1-6	3-2	4-8	2015	0-3	1-3	1-6
1978	6-2	3-4	9-6	1997	3-3	3-2	6-5	2016	3-0	2-1	5-1
1979	2-4	5-2	7-6	1998	2-3	4-2	6-5	2017	1-3	0-3	1-6
1980	3-4	2-4	5-8	1999	3-3	4-2	7-5	2018	3-0	3-1	6-1
1981	0-3	0-3	0-6	2000	4-2	2-4	6-6	2019	2-1	2-1	4-2
1982	6-1	1-5	7-6	2001	5-1	0-3	5-4	2020	0-0	0-0	0-0
1983	2-4	4-3	6-7	2002	3-0	3-3	6-3	2021	3-0	1-2	4-2
1984	3-4	3-3	6-7	2003	4-3	2-0	6-3	2022	1-2	2-1	3-3
1985	2-4	2-5	4-9	2004	3-0	4-0	7-0	2023	2-1	2-1	4-2
1986	5-2	3-3	8-5	2005	4-2	3-0	7-2	<b>TOTALS</b>	<b>152-155</b>	<b>159-141</b>	<b>311-296</b>
1987	1-5	4-3	5-8	2006	3-1	4-2	7-3				

## WON-LOST RECORDS AT STADIUMS

Anaheim Stadium	91-116	.450	Municipal Stadium	19-14	.576
Angel Stadium	61-39	.610	Kauffman Stadium	142-128	.526
Most Runs, Game	By Angels — 21 (21-6, Aug. 25, 2004 at Angel Stadium) By Kansas City — 18 (18-3, Aug. 10, 1996 at Anaheim Stadium)				
Widest Margin Victory	By Angels — 15 Runs, twice (18-3, Sept. 18, 1986 at Anaheim Stadium & 21-6, Aug. 25, 2004 at Angel Stadium) By Kansas City — 15 Runs (18-3, Aug. 10, 1996 at Anaheim Stadium)				
Longest Winning Streak	By Angels — 9, twice (Oct. 4, 1991-Aug. 4, 1992; 1st game & May 8-Sept. 6, 2009) By Kansas City — 12 (May 1-Sept. 12, 1975; 2nd Game)				
Attendance High	At Angel Stadium: 44,741, Apr. 21, 2023 At Anaheim Stadium: 63,132, July 4, 1983 At Kauffman Stadium: 41,451, June 30, 1979				



**MINNESOTA TWINS**

Target Field  
1 Twins Way  
Minneapolis, MN 55403  
(612) 659-3400  
Seating Capacity: 38,544  
2023 Record:  
87-75 – 1st in A.L. Central

Field Manager . . . . . Rocco Baldelli  
Named: . . . . . Oct. 25, 2018, replacing Paul Molitor  
Equipment Manager . . . . . Rod McCormick  
Visiting Clubhouse Manager . . . . . Marcus McKenzie



**CLUB DIRECTORY**

Owner . . . . . Jim Pohlad  
Executive Chair . . . . . Joe Pohlad  
President & CEO . . . . . Dave St. Peter  
President, Baseball Operations . . . . . Derek Falvey  
Vice President, Communications & Content . . . . . Dustin Morse  
Senior Director, Team Travel . . . . . Mike Herman

**ALL-TIME SERIES RESULTS**

(Angels Listed First)

Year	Home	Road	Totals	Year	Home	Road	Totals	Year	Home	Road	Totals	Year	Home	Road	Totals
1961	5-4	3-5	8-9	1977	5-2	2-6	7-8	1993	3-3	1-6	4-9	2009	3-1	3-3	6-4
1962	3-6	6-3	9-9	1978	6-2	6-1	12-3	1994	1-2	2-1	3-3	2010	1-3	1-2	2-5
1963	4-5	5-4	9-9	1979	4-2	5-2	9-4	1995	4-2	4-3	8-5	2011	4-2	2-1	6-3
1964	5-4	7-2	12-6	1980	5-2	2-4	7-6	1996	3-3	1-5	4-8	2012	3-0	3-3	6-3
1965	5-4	4-5	9-9	1981	1-1	2-2	3-3	1997	2-3	2-4	4-7	2013	1-2	0-3	1-5
1966	6-3	5-4	11-7	1982	4-3	3-3	7-6	1998	2-3	4-2	6-5	2014	3-0	4-0	7-0
1967	3-6	4-5	7-11	1983	1-5	5-2	6-7	1999	3-3	3-1	6-4	2015	2-1	3-1	5-2
1968	3-6	4-5	7-11	1984	2-5	2-4	4-9	2000	2-2	5-1	7-3	2016	2-1	0-3	2-4
1969	4-5	3-6	7-11	1985	4-2	5-2	9-4	2001	2-4	1-2	3-6	2017	1-3	1-2	2-5
1970	3-6	5-4	8-10	1986	4-3	3-3	7-6	2002	1-2	3-3	4-5	2018	2-2	2-1	4-3
1971	4-5	8-1	12-6	1987	4-2	4-3	8-5	2003	4-2	1-2	5-4	2019	0-3	1-2	1-5
1972	5-4	2-4	7-8	1988	2-5	2-4	4-9	2004	2-1	3-3	5-4	2020	0-0	0-0	0-0
1973	5-4	5-4	10-8	1989	5-1	6-1	11-2	2005	2-1	4-3	6-4	2021	2-1	3-1	5-2
1974	6-3	2-7	8-10	1990	6-1	3-3	9-4	2006	2-1	2-1	4-2	2022	2-1	2-1	4-2
1975	4-5	4-5	8-10	1991	3-3	5-2	8-5	2007	5-1	1-2	6-3	2023	2-1	1-2	3-3
1976	3-6	5-4	8-10	1992	1-6	1-5	2-11	2008	2-2	3-1	5-3	<b>TOTALS</b>	<b>193-177</b>	<b>194-180</b>	<b>387-357</b>

**WON-LOST RECORDS AT STADIUMS**

Wrigley Field	5-4	.556	Metropolitan Stadium	93-86	.520
Dodger Stadium	17-19	.472	The Metrodome	78-72	.520
Anaheim Stadium	116-111	.511	Target Field	23-22	.511
Angel Stadium	55-43	.561			

Most Runs, Game  
By Angels — 17 (17-0, Apr. 23, 1980 at Metropolitan Stadium)  
By Minnesota — 16 (16-7, May 23, 2019; at Angel Stadium)

Widest Margin Victory  
By Angels — 17 Runs (17-0, Apr. 23, 1980 at Metropolitan Stadium)  
By Minnesota — 12 Runs (13-1, Apr. 20, 1990 at The Metrodome)

Longest Winning Streak  
By Angels — 9 (June 24-July 22, 2015)  
By Minnesota — 9 (Aug. 10, 1966-May 21, 1967)

Attendance High  
At Angel Stadium: 44,064, Aug. 11, 2007  
At Anaheim Stadium: 61,640, Apr. 17, 1982  
At The Metrodome: 52,625, Oct. 1, 1988  
At Target Field: 40,966, Aug. 21, 2010

# MLB NEW YORK YANKEES



## NEW YORK YANKEES

Yankee Stadium  
One East 161st Street  
Bronx, NY 10451  
(718) 293-6000  
Seating Capacity: 46,537  
2023 Record:  
82-80 – 4th in A.L. East

Field Manager . . . . . Aaron Boone

Named: . . . . . Dec. 1, 2017, replacing Joe Girardi

Equipment Manager . . . . . Rob Cucuzza

Clubhouse Operations . . . . . Lou Cucuzza Jr.



## CLUB DIRECTORY

Managing General Partner/Chairperson . . . . . Hal Steinbrenner

Senior Vice President, General Manager . . . . . Brian Cashman

Vice President, Communications & Media Relations . . . . . Jason Zillo

Sr. Director, Communications & Media Relations . . . . Michael Margolis

Sr. Manager, Communications & Media Relations . . . . Kaitlyn Brennan

Executive Director, Team Travel & Player Services . . . . Ben Tuliebitz

## ALL-TIME SERIES RESULTS

(Angels Listed First)

Year	Home	Road	Totals	Year	Home	Road	Totals	Year	Home	Road	Totals	Year	Home	Road	Totals
1961	6-3	0-9	6-12	1977	3-3	1-4	4-7	1993	4-2	2-4	6-6	2009	4-2	1-3	5-5
1962	4-5	4-5	8-10	1978	3-2	2-3	5-5	1994	1-5	3-3	4-8	2010	2-1	2-3	4-4
1963	3-6	2-7	5-13	1979	5-1	2-4	7-5	1995	5-1	2-4	7-5	2011	3-3	1-2	4-5
1964	4-5	3-6	7-11	1980	2-4	0-6	2-10	1996	4-3	3-3	7-6	2012	2-1	2-4	4-5
1965	4-5	2-7	6-12	1981	2-2	0-0	2-2	1997	2-5	2-2	4-7	2013	2-1	1-3	3-4
1966	5-4	6-3	11-7	1982	4-2	3-3	7-5	1998	3-2	3-3	6-5	2014	1-2	1-2	2-4
1967	6-3	3-6	9-9	1983	4-2	1-5	5-7	1999	2-2	4-2	6-4	2015	2-1	0-3	2-4
1968	3-6	3-6	6-12	1984	4-2	4-2	8-4	2000	3-3	2-2	5-5	2016	1-2	0-4	1-6
1969	3-3	0-6	3-9	1985	2-4	1-5	3-9	2001	2-1	2-2	4-3	2017	2-1	2-1	4-2
1970	2-4	3-3	5-7	1986	4-2	3-3	7-5	2002	2-2	1-2	3-4	2018	0-3	1-2	1-5
1971	4-2	2-4	6-6	1987	1-5	2-4	3-9	2003	1-5	2-1	3-6	2019	1-3	1-2	2-5
1972	2-4	2-4	4-8	1988	3-3	3-3	6-6	2004	1-2	4-2	5-4	2020	0-0	0-0	0-0
1973	4-2	2-4	6-6	1989	5-1	1-5	6-6	2005	3-1	3-3	6-4	2021	2-1	2-2	4-3
1974	2-4	1-5	3-9	1990	3-3	3-3	6-6	2006	4-2	2-2	6-4	2022	2-1	0-3	2-4
1975	4-2	3-3	7-5	1991	2-4	4-2	6-6	2007	2-1	4-2	6-3	2023	3-0	1-2	4-2
1976	1-5	4-2	5-7	1992	5-1	2-4	7-5	2008	5-1	2-2	7-3	<b>TOTALS</b>	<b>180-164</b>	<b>128-211</b>	<b>308-375</b>

## WON-LOST RECORDS AT STADIUMS


Wrigley Field	6-3	.667	Yankee Stadium (1923-73)	32-70	.314
Dodger Stadium	15-21	.417	Shea Stadium	4-9	.308
Anaheim Stadium	104-96	.520	Yankee Stadium (1976-2008)	77-96	.445
Angel Stadium	55-44	.556	Yankee Stadium (2009-present)	15-36	.294

Most Runs, Game	By Angels — 18 (18-9, Aug. 21, 2007 at Angel Stadium) By New York — 17 (17-6, Aug. 20, 1996 at Yankee Stadium)
Widest Margin Victory	By Angels — 13 Runs (15-2, May 25, 1995 at Anaheim Stadium) By New York — 12 Runs, twice (15-3, Aug. 14, 1977 at Yankee Stadium & 12-0, July 8, 2007 at Yankee Stadium)
Longest Winning Streak	By Angels — 5, four times (Aug. 4-31, 1966, May 18-29, 1984, May 23-June 3, 1995 & Apr. 27-July 23, 2005) By New York — 7, twice (Aug. 23, 1980-May 4, 1981 & July 1, 2015-Aug. 20, 2016)
Attendance High	At Angel Stadium: 44,649, Apr. 28, 2018 At Anaheim Stadium: 61,066, May 17, 1985 At Yankee Stadium: 60,108, June 3, 1973 At New Yankee Stadium: 49,970, May 2, 2009



**OAKLAND ATHLETICS**  
Oakland Coliseum  
7000 Coliseum Way  
Oakland, CA 94621  
(510) 638-4900  
Seating Capacity: 46,847  
2023 Record:  
50-112 – 5th in A.L. West

Field Manager . . . . . Mark Kotsay  
Named: . . . . Dec. 21, 2021, replacing Bob Melvin  
Director, Clubhouse & Equipment . . . . Matt Weiss  
Visiting Clubhouse Manager . . . . . Mike Thalburn



**CLUB DIRECTORY**

Owner & Managing Partner . . . . . John Fisher  
President . . . . . David Kaval  
Senior Advisor to the Managing Partner . . . . . Billy Beane  
General Manager . . . . . David Forst  
Vice President, Marketing & Communications . . . . . Catherine Aker  
Director, Baseball Communications . . . . . Mark Ling  
Director, Team Travel . . . . . Mickey Morabito

**ALL-TIME SERIES RESULTS**

(Angels Listed First)

Year	Home	Road	Totals	Year	Home	Road	Totals	Year	Home	Road	Totals	Year	Home	Road	Totals
1961★	6-3	3-6	9-9	1977	4-4	1-6	5-10	1994	3-3	0-3	3-6	2011	5-5	3-6	8-11
1962★	6-3	6-3	12-6	1978	4-3	5-3	9-6	1995	5-2	1-5	6-7	2012	3-7	6-3	9-10
1963★	4-5	4-5	8-10	1979	5-2	5-1	10-3	1996	2-4	4-3	6-7	2013	4-5	4-6	8-11
1964★	5-4	7-2	12-6	1980	2-4	1-6	3-10	1997	5-1	6-0	11-1	2014	7-3	3-6	10-9
1965★	6-3	7-2	13-5	1981	0-4	2-4	2-8	1998	3-3	2-4	5-7	2015	6-4	5-4	11-8
1966★	6-3	3-6	9-9	1982	5-1	4-3	9-4	1999	5-1	3-3	8-4	2016	6-4	6-3	12-7
1967★	9-0	5-4	14-4	1983	3-4	2-4	5-8	2000	3-3	2-5	5-8	2017	7-2	5-5	12-7
<b>KC Total</b>	<b>42-21</b>	<b>35-28</b>	<b>77-49</b>	1984	2-4	5-2	7-6	2001	3-7	3-7	6-14	2018	5-4	5-5	10-9
1968	3-6	2-7	5-13	1985	4-3	2-4	6-7	2002	6-4	3-7	10-10	2019	3-6	3-7	6-13
1969	4-5	2-7	6-12	1986	5-1	5-2	10-3	2003	5-5	3-7	8-12	2020	2-1	2-5	4-6
1970	4-5	4-5	8-10	1987	2-5	4-2	6-7	2004	5-5	5-4	10-9	2021	2-8	2-7	4-15
1971	2-7	5-4	7-11	1988	3-3	1-6	4-9	2005	5-4	5-5	10-9	2022	6-3	6-4	12-7
1972	4-5	4-5	8-10	1989	3-4	2-4	5-8	2006	4-5	7-3	11-8	2023	5-2	2-4	7-6
1973	2-7	4-5	6-12	1990	1-5	3-4	4-9	2007	5-5	4-5	9-10	<b>OAK Total</b>	<b>217-229</b>	<b>192-255</b>	<b>409-484</b>
1974	4-5	2-7	6-12	1991	1-6	0-6	1-12	2008	5-5	5-4	10-9	<b>TOTALS</b>	<b>259-250</b>	<b>227-283</b>	<b>486-533</b>
1975	4-5	3-6	7-11	1992	3-3	2-5	5-8	2009	4-6	8-1	12-7				
1976	3-6	3-6	6-12	1993	4-3	2-4	6-7	2010	7-2	4-6	11-8				

★ Kansas City Athletics

**WON-LOST RECORDS AT STADIUMS**

Wrigley Field	6-3	.667	Municipal Stadium (K.C.)	35-28	.556
Dodger Stadium	21-15	.583	Oakland Coliseum	192-255	.430
Anaheim Stadium	111-123	.474			
Angel Stadium	121-109	.526			

Most Runs, Game  
By Angels — 18 (18-2, July 25, 1964 at Municipal Stadium)  
By Oakland — 21 (21-3, Sept. 20, 2018 at Oakland Coliseum)

Widest Margin Victory  
By Angels — 16 Runs (18-2, July 25, 1964 at Municipal Stadium)  
By Oakland — 18 Runs (21-3, Sept. 20, 2018 at Oakland Coliseum)

Longest Winning Streak  
By Angels — 12 (Sept. 18, 1996-Sept. 17, 1997)  
By Oakland — 10, twice (May 26-Sept. 3, 1974 & Apr. 26, 1991-Apr. 20, 1992)

Attendance High  
At Angel Stadium: 44,252, July 25, 2007  
At Anaheim Stadium: 61,696, Aug. 11, 1989  
At Municipal Stadium: 25,869, June 16, 1961  
At Oakland Coliseum: 55,601, July 5, 2003

# MLB SEATTLE MARINERS



## SEATTLE MARINERS

T-Mobile Park  
1250 First Ave. S.  
Seattle, WA 98134  
(206) 346-4000  
Seating Capacity: 47,480  
2023 Record:  
88-74 – 3rd in A.L. West

Field Manager . . . . . Scott Servais  
Named: . Oct. 26, 2015, replacing Lloyd McClendon  
Home Clubhouse Attendants . . . Chris DeWitt/Joe Van Vleck  
Visitors Clubhouse Manager . . . . . Jeff Bopp



## CLUB DIRECTORY

Chairman & Managing Partner . . . . . John Stanton  
President, Business Operations . . . . . Catie Griggs  
President, Baseball Operations . . . . . Jerry Dipoto  
Executive Vice President & GM, Baseball Ops . . . . . Justin Hollander  
Director, Major League Operations . . . . . Jack Mosimann  
Senior Vice President, Marketing & Communications . . . Kevin Martinez  
Vice President, Communications . . . . . Tim Hevly

## ALL-TIME SERIES RESULTS

(Angels Listed First)

Year	Home	Road	Totals	Year	Home	Road	Totals	Year	Home	Road	Totals
1977	3-4	6-2	9-6	1994	1-5	1-2	2-7	2011	8-2	4-5	12-7
1978	5-3	4-3	9-6	1995	4-2	3-4	7-6	2012	4-5	7-3	11-8
1979	3-3	4-3	7-6	1996	4-3	1-5	5-8	2013	7-2	4-6	11-8
1980	6-1	5-1	11-2	1997	4-2	2-4	6-6	2014	4-6	3-6	7-12
1981	2-1	4-3	6-4	1998	5-1	4-2	9-3	2015	7-2	5-5	12-7
1982	6-1	4-2	10-3	1999	3-3	3-3	6-6	2016	3-7	5-4	8-11
1983	4-2	2-5	6-7	2000	3-4	2-4	5-8	2017	6-3	6-4	12-7
1984	5-2	4-2	9-4	2001	1-8	3-7	4-15	2018	5-5	3-6	8-11
1985	3-1	6-3	9-4	2002	5-5	4-5	9-10	2019	5-5	5-4	10-9
1986	6-1	2-4	8-5	2003	4-5	4-6	8-11	2020	3-4	2-1	5-5
1987	4-2	3-4	7-6	2004	6-4	7-3	13-7	2021	4-6	4-5	8-11
1988	2-5	4-2	6-7	2005	3-6	6-3	9-9	2022	4-6	6-3	10-9
1989	3-3	4-3	7-6	2006	5-5	5-4	10-9	2023	2-5	3-3	5-8
1990	4-3	1-5	5-8	2007	7-3	6-3	13-6	<b>TOTALS</b>	<b>200-166</b>	<b>192-170</b>	<b>392-336</b>
1991	1-5	5-2	6-7	2008	7-2	7-3	14-5				
1992	3-4	4-2	7-6	2009	5-4	5-5	10-9				
1993	3-3	3-4	6-7	2010	8-2	7-2	15-4				

## WON-LOST RECORDS AT STADIUMS

Anaheim Stadium	76-56	.576	The Kingdom	78-68	.534
Angel Stadium	124-113	.523	T-Mobile Park	114-102	.528

Most Runs, Game  
By Angels — 18 (18-3, May 21, 1997 at Anaheim Stadium)  
By Seattle — 21 (21-9, Sept. 30, 2000 at Angel Stadium)

Widest Margin Victory  
By Angels — 15 Runs (18-3, May 21, 1997 at Anaheim Stadium)  
By Seattle — 14 Runs (14-0, Aug. 7, 1987 at The Kingdom)

Longest Winning Streak  
By Angels — 8, twice (May 4, 1980-Apr. 9, 1981 & May 29-July 17, 2010)  
By Seattle — 8 (Oct. 2, 2001-Apr. 23, 2002)

Attendance High  
At Angel Stadium: 44,644, July 1, 2017  
At Anaheim Stadium: 59,860, Apr. 21, 1985  
At The Kingdom: 57,762, Apr. 6, 1977  
At Safeco Field: 46,142, Apr. 6, 2004





**TAMPA BAY RAYS**  
Tropicana Field  
One Tropicana Drive  
St. Petersburg, FL, 33705  
(727) 825-3242  
Seating Capacity: 25,025  
2023 Record  
99-63 – 2nd in A.L. East

Field Manager .....Kevin Cash  
Named: ..... Dec. 5, 2014, Replacing Joe Maddon  
Home Clubhouse & Equipment Manager... Tyler Wall  
Visiting Clubhouse Manager . . . . Brandon Richesin



**CLUB DIRECTORY**

Principal Owner.....Stuart Sternberg  
President ..... Brian Auld  
President ..... Matt Silverman  
President, Baseball Operations ..... Erik Neander  
SVP & General Manager, Baseball Operations ..... Peter Bendix  
Vice President, Communications..... Devin O’Connell  
Director, Team Travel & Logistics ..... Chris Westmoreland

**ALL-TIME SERIES RESULTS**

(Angels Listed First)

Year	Home	Road	Totals	Year	Home	Road	Totals
1998	2-4	4-1	6-5	2012	1-6	0-3	1-9
2000	4-2	3-3	7-5	2013	2-2	2-1	4-3
2000	4-2	2-4	6-6	2014	3-1	2-1	5-2
2001	2-1	5-1	7-2	2015	1-2	2-1	3-3
2002	5-1	3-0	8-1	2016	0-3	3-1	3-4
2003	2-1	4-2	6-3	2017	1-2	2-2	3-4
2004	4-0	2-1	6-1	2018	1-3	0-3	1-6
2005	4-2	0-3	4-5	2019	1-2	2-2	3-4
2006	3-0	4-2	7-2	2020	0-0	0-0	0-0
2007	5-0	1-2	6-2	2021	0-4	1-2	1-6
2008	2-1	1-5	3-6	2022	2-1	0-4	2-5
2009	3-0	1-2	4-2	2023	1-2	1-2	2-4
2010	2-4	2-1	4-5	<b>TOTALS</b>	<b>55-49</b>	<b>51-50</b>	<b>106-99</b>
2011	0-3	4-1	4-4				

**WON-LOST RECORDS AT STADIUMS**

Angel Stadium	54-47	.535	Tropicana Field	51-50	.505
Most Runs, Game	By Angels — 15 (15-6, July 26, 2006 at Tropicana Field) By Tampa Bay — 18 (18-4, August 19, 2023 (Game 2) at Angel Stadium)				
Widest Margin Victory	By Angels — 12 Runs (12-0, May 10, 2022 at Angel Stadium) By Tampa Bay — 14 Runs, (August 19, 2023 (Game 2) at Angel Stadium)				
Longest Winning Streak	By Angels — 6 (June 6-July 24, 2006) By Tampa Bay — 6, three times (June 6, 2011-Apr. 26, 2012, July 28-Aug. 19, 2012 & May 3-June 26, 2021)				
Attendance High	At Angel Stadium: 44,125, July 15, 2006 At Tropicana Field: 33,395, Apr. 25, 1998				



## TEXAS RANGERS

Globe Life Field  
734 Stadium Drive  
Arlington, TX 76011  
(817) 273-5222  
Seating Capacity: 40,518  
2023 Record:  
90-72 – 3rd in A.L. West  
WORLD SERIES CHAMPIONS

Field Manager . . . . . Bruce Bochy  
Named: . . . Oct. 21, 2022, replacing Tony Beasley  
Clubhouse Manager . . . . . Brandon Boyd  
Visiting Clubhouse Manager . . . Mason McKenna



## CLUB DIRECTORY

Managing Partner & Majority Owner . . . . . Ray C. Davis  
Executive Vice President & General Manager . . . . . Chris Young  
Vice President, Baseball Communications . . . . . Rich Rice  
Assistant Director, Baseball Communications . . . . . Tyler Strachan  
Manager, Baseball Communications . . . . . Carter Martin  
Director, Travel . . . . . Josh Shelton

## ALL-TIME SERIES RESULTS

(Angels Listed First)

Year	Home	Road	Totals	Year	Home	Road	Totals	Year	Home	Road	Totals
1972	6-2	4-5	10-7	1990	4-2	4-3	8-5	2008	5-5	7-2	12-7
1973	7-2	4-5	11-7	1991	3-4	2-4	5-8	2009	5-5	3-6	8-11
1974	5-4	4-5	9-9	1992	4-2	5-2	9-4	2010	6-3	3-7	9-10
1975	5-4	4-5	9-9	1993	4-3	2-4	6-7	2011	3-7	4-5	7-12
1976	6-3	6-3	12-6	1994	2-1	4-3	6-4	2012	5-4	5-5	10-9
1977	4-4	1-6	5-10	1995	4-3	2-4	6-7	2013	3-6	1-9	4-15
1978	4-3	1-7	5-10	1996	2-4	2-5	4-9	2014	5-4	9-1	14-5
1979	4-3	1-5	5-8	1997	3-3	5-1	8-4	2015	5-4	7-3	12-7
1980	5-1	6-1	11-2	1998	2-4	3-3	5-7	2016	6-4	3-6	9-10
1981	1-2	1-2	2-4	1999	3-3	3-3	6-6	2017	4-6	4-5	8-11
1982	5-1	3-4	8-5	2000	3-3	4-2	7-5	2018	7-2	6-4	13-6
1983	3-4	3-3	6-7	2001	5-5	2-7	7-12	2019	6-3	3-7	9-10
1984	1-5	4-3	5-8	2002	7-2	5-5	12-7	2020	3-1	1-5	4-6
1985	5-2	4-2	9-4	2003	6-4	3-6	9-10	2021	5-4	6-4	11-8
1986	4-2	4-3	8-5	2004	4-5	5-5	9-10	2022	5-4	4-6	9-10
1987	2-5	3-3	5-8	2005	8-1	7-3	15-4	2023	2-4	4-3	6-7
1988	4-2	4-3	8-5	2006	6-4	5-4	11-8	<b>TOTALS</b>	<b>226-174</b>	<b>196-217</b>	<b>422-391</b>
1989	4-3	2-4	6-7	2007	6-3	4-6	10-9				

★Angels went 87-93 vs. Rangers franchise when they played as Washington Senators from 1961-71.

## WON-LOST RECORDS AT STADIUMS

Anaheim Stadium	101-74	.577	Arlington Stadium	72-82	.468
Angel Stadium	118-98	.546	Globe Life Park	103-113	.477
			Globe Life Field	15-18	.455
Most Runs, Game	By Angels — 20 (20-4, June 29, 1995 at The Ballpark in Arlington) By Texas — 18, three times (18-2, June 17, 1993 at Anaheim Stadium, 18-4, June 30, 1999 at Angel Stadium & 18-5, June 30, 2005 at Rangers Ballpark)				
Widest Margin Victory	By Angels — 16 Runs (20-4, June 29, 1995 at The Ballpark in Arlington) By Texas — 16 Runs (18-2, June 17, 1993 at Anaheim Stadium)				
Longest Winning Streak	By Angels — 9, twice (Oct. 5, 1985-Sept. 26, 1986 & June 20-Aug. 16, 2014) By Texas — 7, twice (Sept. 11, 1987-June 6, 1988 & Apr. 24-Aug. 7, 2013)				
Attendance High	At Angel Stadium: 44,603, June 2, 2018 At Anaheim Stadium: 62,390, July 4, 1989 At Globe Life Park: 50,370, Apr. 9, 2004 At Globe Life Field: 34,493, April 16, 2022				



**TORONTO BLUE JAYS**  
Rogers Centre  
1 Blue Jays Way  
Toronto, Ontario, Canada M5V 1J1  
(416) 341-1000  
Seating Capacity: 41,500  
2023 Record:  
89-73 – 3rd in A.L. East

Field Manager . . . . . John Schneider  
Named: . July 13, 2022, replacing Charlie Montoyo  
Manager, Team Travel. . . . . Rodney Hiemstra  
Senior Manager, Visiting Clubhouse . . Kevin Malloy



## CLUB DIRECTORY

Chairman. . . . . Edward Rogers  
President and CEO. . . . . Mark A. Shapiro  
Executive VP, Baseball Operations & General Manager . . . . Ross Atkins  
VP, Communications . . . . . Andrea Goldstein  
Senior Manager, Baseball Communications . . . . . Adam Felton  
Traveling Secretary . . . . . Rodney Hiemstra

## ALL-TIME SERIES RESULTS

(Angels Listed First)

Year	Home	Road	Totals	Year	Home	Road	Totals	Year	Home	Road	Totals
1977	2-3	4-1	6-4	1993	3-3	1-5	4-8	2009	1-1	3-3	4-4
1978	4-1	3-2	7-3	1994	2-2	1-2	3-4	2010	3-3	3-0	6-3
1979	4-2	3-3	7-5	1995	3-1	5-1	8-2	2011	2-1	3-4	5-5
1980	1-5	2-4	3-9	1996	5-1	2-4	7-5	2012	2-2	2-2	4-4
1981	3-3	3-3	6-6	1997	4-2	2-3	6-5	2013	3-1	3-0	6-1
1982	5-1	3-3	8-4	1998	2-3	2-4	4-7	2014	2-1	3-1	5-2
1983	2-4	2-4	4-8	1999	3-3	0-6	3-9	2015	0-3	2-2	2-5
1984	3-3	4-2	7-5	2000	3-3	2-4	5-7	2016	2-2	2-1	4-3
1985	4-2	1-5	5-7	2001	4-2	1-2	5-4	2017	2-2	2-1	4-3
1986	2-4	4-2	6-6	2002	3-0	4-2	7-2	2018	2-2	2-1	4-3
1987	4-2	1-5	5-7	2003	2-4	0-3	2-7	2019	3-0	3-1	6-1
1988	2-4	4-2	6-6	2004	1-2	3-3	4-5	2020	0-0	0-0	0-0
1989	3-3	4-2	7-5	2005	1-2	0-3	1-5	2021	2-2	2-1	4-3
1990	5-1	2-4	7-5	2006	3-3	1-3	4-6	2022	0-4	3-0	3-4
1991	3-3	3-3	6-6	2007	2-2	1-2	3-4	2023	1-2	1-2	2-4
1992	4-2	1-5	5-7	2008	4-2	2-1	6-3	<b>TOTALS</b>	<b>121-104</b>	<b>105-117</b>	<b>226-221</b>

## WON-LOST RECORDS AT STADIUMS

Anaheim Stadium	68-52	.567	Exhibition Stadium	37-36	.507
Angel Stadium	53-52	.505	Rogers Centre	66-80	.452
			TD Ballpark	2-1	.667

Most Runs, Game By Angels — 24 (24-2, Aug. 25, 1979 at Exhibition Stadium)  
By Toronto — 15, twice (15-7, Aug. 22, 2015 at Angel Stadium & 15-1, Apr. 10, 2021 at TD Ballpark)

Widest Margin Victory By Angels — 22 Runs (24-2, Aug. 25, 1979 at Exhibition Stadium)  
By Toronto — 14 Runs (15-1, April 10, 2021 at TD Ballpark)

Longest Winning Streak By Angels — 7, twice (July 13, 1978-June 5, 1979 & July 20, 1988-May 6, 1989)  
By Toronto — 7 (Sept. 8, 1997-Aug. 13, 1998)

Attendance High At Angel Stadium: 44,021, July 4, 2008  
At Anaheim Stadium: 61,292, July 4, 1995  
At Rogers Centre: 50,529, Sept. 11, 1993 & May 29, 1994

# MLB ARIZONA DIAMONDBACKS/ATLANTA BRAVES



## ARIZONA DIAMONDBACKS

Chase Field  
401 E. Jefferson Street  
Phoenix, AZ 85004  
(602) 462-6500  
Seating Capacity: 48,330  
2023 Record:  
84-78 – 2nd in N.L. West  
NATIONAL LEAGUE CHAMPIONS

Field Manager . . . . . Torey Lovullo  
Named: . . . . . Nov. 4, 2016, replacing Chip Hale  
Visiting Clubhouse Manager . . . . . Bob Doty



## CLUB DIRECTORY

Managing General Partner . . . . . Ken Kendrick  
President, CEO & General Partner . . . . . Derrick Hall  
Executive Vice President & General Manager . . . . . Mike Hazen  
Senior VP, Communications & Content . . . . . Jaci Brown  
Vice President, Communications . . . . . Casey Wilcox  
Senior Dir., Team Travel & Home Clubhouse Manager . . . . Roger Riley

## ALL-TIME SERIES RESULTS

(Angels Listed First)

Year	Home	Road	Totals	Year	Home	Road	Totals	Year	Home	Road	Totals
1998	0-0	2-1	2-1	2009	0-0	3-0	3-0	2021	0-0	3-0	3-0
1999	1-2	0-0	1-2	2012	2-1	0-0	2-0	2023	1-2	0-0	1-2
2000	0-0	1-2	1-2	2015	1-1	1-1	2-2	<b>TOTALS</b>	<b>8-11</b>	<b>12-7</b>	<b>20-18</b>
2001	1-2	0-0	1-2	2018	1-1	0-2	1-2				
2006	0-0	2-1	2-1	2020	1-2	0-0	1-2				



## ATLANTA BRAVES

Truist Park  
755 Battery Ave.  
Atlanta, GA 30339  
(404) 522-7630  
Seating Capacity: 41,184  
2023 Record:  
104-58 – 1st in N.L. East

Field Manager . . . . . Brian Snitker  
Named: . . . May 17, 2016, replacing Fredi Gonzalez  
Director, Equipment/Clubhouse Services . . Calvin Minasian  
Visiting Clubhouse Manager . . . . . Fred Stone



## CLUB DIRECTORY

Chairman . . . . . Terry McGuirk  
President and CEO . . . . . Derek Schiller  
President, Baseball Ops and General Manager . . . . Alex Anthopoulos  
Senior Vice President, Communications . . . . . Jennifer Giglio  
Vice President, Team Travel . . . . . Mike Shaw

## ALL-TIME SERIES RESULTS

(Angels Listed First)

Year	Home	Road	Totals
2005	0-0	2-1	2-1
2008	1-2	0-0	1-2
2011	2-1	0-0	2-1
2014	0-0	1-2	1-2
2017	2-1	0-0	2-1
2022	0-0	1-2	1-2
2023	0-0	1-2	1-2
<b>TOTALS</b>	<b>5-4</b>	<b>5-7</b>	<b>10-11</b>



CHICAGO CUBS  
Wrigley Field  
1060 West Addison Street  
Chicago, IL 60613  
(773) 404-2827  
Seating Capacity: 41,649  
2023 Record:  
83-79 – 2nd in N.L. Central

Field Manager ..... Craig Counsell  
Named: ..... Nov. 13, 2023, replacing David Ross  
Home Clubhouse Manager..... Tom Hellman  
Visiting Clubhouse Manager ..... Marco Herrera



CLUB DIRECTORY

Chairman ..... Tom Ricketts  
President, Baseball Operations ..... Jed Hoyer  
General Manager ..... Carter Hawkins  
Senior Vice President, Communications ..... Julian Green  
Director, Media Relations ..... Jason Carr  
Director, Major League Travel ..... Vijay Tekchandani

ALL-TIME SERIES RESULTS

(Angels Listed First)

Year	Home	Road	Totals	Year	Home	Road	Totals
2004	1-2	0-0	1-2	2019	0-0	1-2	1-2
2010	0-0	2-1	2-1	2023	3-0	0-0	3-0
2013	1-1	1-1	2-2	<b>TOTALS</b>	<b>5-5</b>	<b>4-6</b>	<b>9-11</b>
2016	0-2	0-2	0-4				



CINCINNATI REDS  
Great American Ball Park  
100 Joe Nuxhall Way  
Cincinnati, OH 45202  
(513) 765-7000  
Seating Capacity: 45,814  
2023 Record:  
82-80 – 3rd in N.L. Central

Field Manager ..... David Bell  
Named: ... Oct. 21, 2018, replacing Jim Riggleman  
Sr. Director, Home Clubhouse Operations... Rick Stowe  
Visiting Clubhouse Manager ..... Josh Stewart



CLUB DIRECTORY

Chief Executive Officer ..... Robert H. Castellini  
President, Baseball Operations ..... Nick Krall  
Senior Vice President & General Manager ..... Brad Meador  
Senior Director, Media Relations ..... Larry Herms  
Director, Media Relations ..... Jamie Ramsey  
Senior Director, Team Travel ..... Gary Wahoff

ALL-TIME SERIES RESULTS

(Angels Listed First)

Year	Home	Road	Totals	Year	Home	Road	Totals
2002	2-1	0-0	2-1	2019	2-0	0-2	2-2
2007	0-0	2-1	2-1	2023	0-0	0-3	0-3
2013	0-0	1-2	1-2	<b>TOTALS</b>	<b>7-1</b>	<b>3-8</b>	<b>10-9</b>
2016	3-0	0-0	3-0				



# MLB COLORADO ROCKIES



## COLORADO ROCKIES

Coors Field  
2001 Blake Street  
Denver, CO 80205  
(303) 292-0200  
Seating Capacity: 50,141  
2023 Record:  
59-103 – 5th in N.L. West

Field Manager ..... Bud Black  
Named: ..... Nov. 7, 2016, replacing Walt Weiss  
Manager, Major League Clubhouse..Mike Pontarelli  
Manager, Visiting Clubhouse ..... Alan Bossart



## CLUB DIRECTORY

Owner/Chairman & CEO ..... Richard L. Monfort  
Senior Vice President & General Manager ..... Bill Schmidt  
Senior Director, Communications ..... Cory Little  
Manager, Communications ..... Shelby Cravens  
Sr. Director, Major League Operations ..... Paul Egin

## ALL-TIME SERIES RESULTS

(Angels Listed First)

Year	Home	Road	Totals	Year	Home	Road	Totals
1997	0-2	1-1	1-3	2012	0-0	3-0	3-0
1998	3-0	0-0	3-0	2015	2-0	2-0	4-0
1999	0-0	2-1	2-1	2018	1-1	1-1	2-2
2000	3-0	0-0	3-0	2020	0-0	2-1	2-1
2001	0-0	3-0	3-0	2021	2-1	0-0	2-1
2006	1-2	0-0	1-2	2023	0-0	1-2	1-2
2009	2-1	0-0	2-1	<b>TOTALS</b>	<b>16-8</b>	<b>15-6</b>	<b>29-13</b>
2010	2-1	0-0	2-1				



On June 24, 2023 at Colorado, the Angels set franchise records with 25 runs and 28 hits in a 25-1 victory



Field Manager . . . . . Dave Roberts  
 Named: . . . Nov. 23, 2015, replacing Don Mattingly  
 Senior Director, Clubhouse Operations . . Alex Torres  
 Visiting Clubhouse Manager . . . . . Mitch Poole



**LOS ANGELES DODGERS**  
 Dodger Stadium  
 1000 Vin Scully Avenue  
 Los Angeles, CA 90012  
 (323) 224-1301  
 Seating Capacity: 56,000  
 2023 Record:  
 100-62 – 1st in N.L. West

**CLUB DIRECTORY**

Owner & Chairman . . . . . Mark Walter  
 President & CEO . . . . . Stan Kasten  
 President of Baseball Operations . . . . . Andrew Friedman  
 Executive Vice President & General Manager . . . . . Brandon Gomes  
 Vice President, Comms & Public Relations . . . . . Jon Weisman  
 Senior Director, Public Relations . . . . . Joe Jareck  
 Senior Director, Team Travel . . . . . Scott Akasaki

**ALL-TIME SERIES RESULTS**

(Angels Listed First)

Year	Home	Road	Totals	Year	Home	Road	Totals
1997	0-2	0-2	0-4	2011	2-1	2-1	4-2
1998	2-0	1-1	3-1	2012	2-1	2-1	4-2
1999	1-2	1-2	2-4	2013	2-0	0-2	2-2
2000	2-1	2-1	4-2	2014	0-2	1-1	1-3
2001	2-1	2-1	4-2	2015	1-2	0-3	1-5
2002	2-1	1-2	3-3	2016	2-0	1-1	3-1
2003	3-0	1-2	4-2	2017	1-1	1-1	2-2
2004	1-2	2-1	3-3	2018	2-1	1-2	3-3
2005	3-0	2-1	5-1	2019	2-0	2-0	4-0
2006	2-1	0-3	2-4	2020	0-3	0-3	0-6
2007	3-0	2-1	5-1	2021	2-1	1-2	3-3
2008	2-1	1-2	3-3	2022	0-2	0-2	0-4
2009	1-2	2-1	3-3	2023	0-2	0-2	0-4
2010	2-1	3-0	5-1	<b>TOTALS</b>	<b>42-30</b>	<b>31-41</b>	<b>73-71</b>

**WON-LOST RECORDS AT STADIUMS**

Anaheim Stadium	0-2	.000	Dodger Stadium	31-41	.431
Angel Stadium	42-28	.600			
Most Runs, Game	By Angels — 13 (13-0, June 25, 2004 at Dodger Stadium) By Los Angeles — 16 (16-3, May 19, 2006 at Dodger Stadium)				
Widest Margin Victory	By Angels — 13 Runs (13-0, June 25, 2004 at Dodger Stadium) By Los Angeles — 13 Runs (16-3, May 19, 2006 at Dodger Stadium)				
Longest Winning Streak	By Angels — 6 (June 22, 2003-June 26, 2004) By Los Angeles — 10 (Aug. 7, 2021-Present)				
Attendance High	At Angel Stadium: 45,477, June 10, 2019 At Anaheim Stadium: 35,295, July 3, 1997 At Dodger Stadium: 56,000, June 15, 16 & 17, 2007				



**MIAMI MARLINS**  
loanDepot park  
501 Marlins Way  
Miami, FL 33125  
(305) 480-1300  
Seating Capacity: 37,442  
2023 Record:  
84-78 – 3rd in N.L. East

Field Manager . . . . . Skip Schumaker  
Named: . . . Oct. 25, 2022, replacing Don Mattingly  
Home Clubhouse Manager . . . . . Michael Diaz  
Visiting Clubhouse Manager . . . . . Rock Hughes



## CLUB DIRECTORY

Chairman & Principal Owner . . . . . Bruce Sherman  
President, Business Operations . . . . . Caroline O'Connor  
President, Baseball Operations . . . . . Peter Bendix  
Senior Director, PR & Communications . . . . . Jon Erik Alvarez  
Director, Team Travel . . . . . Max Thomas

## ALL-TIME SERIES RESULTS

(Angels Listed First)

Year	Home	Road	Totals
2003	0-0	2-1	2-1
2005	2-1	0-0	2-1
2011	0-0	2-1	2-1
2014	2-1	0-0	2-1

Year	Home	Road	Totals
2017	0-0	1-2	1-2
2022	2-0	1-1	3-1
2023	0-3	0-0	0-3
<b>TOTALS</b>	<b>6-5</b>	<b>6-5</b>	<b>12-10</b>





**MILWAUKEE BREWERS**  
American Family Field  
One Brewers Way  
Milwaukee, WI 53214  
(414) 902-4400  
Seating Capacity: 41,700  
2023 Record:  
92-70 – 1st in N.L. Central

Field Manager . . . . . Pat Murphy  
Named: . . . . Nov. 15, 2023, replacing Craig Counsell  
Director - Clubhouse Operations . . . . Tony Migliaccio  
Manager - Visiting Clubhouse . . . . Phil Rozewicz



**CLUB DIRECTORY**

Chairman and Principal Owner . . . . . Mark Atanasio  
President, Business Operations . . . . . Rick Schlesinger  
Senior Vice President and General Manager . . . . . Matt Arnold  
Senior Vice President - Communications & Affiliate Operations . Tyler Barnes  
Senior Director - Media Relations . . . . . Mike Vassallo  
Vice President - Team Travel & Clubhouse Operations . . . . Dan Larrea

**ALL-TIME SERIES RESULTS**

(Angels Listed First)											
Year	Home	Road	Totals	Year	Home	Road	Totals	Year	Home	Road	Totals
1969★	5-4	4-5-1	9-9-1	1982	3-3	3-3	6-6	1995	1-2	4-0	5-2
1970	6-3	6-3	12-6	1983	4-2	2-4	6-6	1996	4-2	3-3	7-5
1971	4-5	2-7	6-12	1984	4-2	4-2	8-4	1997	5-1	2-3	7-4
1972	3-3	4-2	7-5	1985	5-1	4-2	9-3	<b>A.L. Totals</b>	<b>95-78</b>	<b>83-89-1</b>	<b>178-167-1</b>
1973	2-4	3-3	5-7	1986	2-4	3-3	5-7	2002	0-0	3-0	3-0
1974	1-5	2-4	3-9	1987	3-3	4-2	7-5	2004	1-2	0-0	1-2
1975	5-1	2-4	7-5	1988	2-4	1-5	3-9	2010	1-2	0-0	1-2
1976	2-4	2-4	4-8	1989	3-3	4-2	7-5	2013	0-0	3-0	3-0
1977	2-3	3-2	5-5	1990	4-2	3-3	7-5	2016	0-0	1-2	1-2
1978	3-2	2-3	5-5	1991	4-2	2-4	6-6	2019	3-0	0-0	3-0
1979	6-0	1-5	7-5	1992	5-1	0-6	5-7	2023	0-0	1-2	1-2
1980	2-4	4-2	6-6	1993	3-3	4-2	7-5	<b>Interleague</b>	<b>5-4</b>	<b>8-4</b>	<b>13-8</b>
1981	1-3	3-0	4-3	1994	1-2	2-1	3-3	<b>TOTALS</b>	<b>100-82</b>	<b>91-93-1</b>	<b>191-175-1</b>

★ - Seattle Pilots

**WON-LOST RECORDS AT STADIUMS**

Anaheim Stadium	95-78	.549	Sick's Stadium	4-5-1	.450
Angel Stadium	2-4	.333	County Stadium	79-84	.485
			Miller Park	8-4	.667

Most Runs, Game	By Angels - 14 (14-3, July 8, 1986 at County Stadium) By Milwaukee - 20 (20-7, July 8, 1990 at County Stadium)
Widest Margin Victory	By Angels - 12 Runs (12-0, April 7, 1970 at County Stadium) By Milwaukee - 13 Runs, twice (16-3, July 22, 1985 at County Stadium & 20-7, July 8, 1990 at County Stadium)
Longest Winning Streak	By Angels - 7, twice (September 23, 1969 - April 22, 1970 & August 5, 1997 - June 23, 2002) By Milwaukee - 5, three times (Sep. 22, 1970 - May 14, 1971, May 2-10, 1986 & September 19-28, 1988)
Attendance High	At Angel Stadium: 41,423, June 9, 2004 At Anaheim Stadium: 64,406, Oct. 5, 1982 (ALCS, Game 1) At County Stadium: 54,968, Oct. 10, 1982 (ALCS, Game 5) At Miller Park: 39,198, April 29, 2023

# MLB NEW YORK METS/PHILADELPHIA PHILLIES



## NEW YORK METS

Citi Field  
41 Seaver Way  
Flushing, NY 11368  
(718) 507-6387  
Seating Capacity: 41,800  
2023 Record:  
75-87 – 4th in N.L. East

Field Manager ..... Carlos Mendoza  
Named: . . . Nov. 13, 2023, replacing Buck Showalter  
Clubhouse Manager ..... Kevin Kierst  
Visiting Clubhouse Manager ..... Dave Berni



## CLUB DIRECTORY

Owner, Chairman and CEO ..... Steve Cohen  
Owner and President ..... Alexandra M. Cohen  
President, Baseball Operations ..... David Stearns  
Chief Communications Officer ..... Nancy Elder  
Senior Director, Communications ..... Ethan Wilson  
Manager, Team Travel ..... Edgar Suero

## ALL-TIME SERIES RESULTS

(Angels Listed First)

Year	Home	Road	Totals
2003	1-2	0-0	1-2
2005	0-0	2-1	2-1
2008	1-2	0-0	1-2
2011	0-0	2-1	2-1

Year	Home	Road	Totals
2014	2-1	0-0	2-1
2017	0-0	1-2	1-2
2022	1-2	0-0	1-2
<b>TOTALS</b>	<b>5-7</b>	<b>5-4</b>	<b>10-11</b>



## PHILADELPHIA PHILLIES

Citizens Bank Park  
One Citizens Bank Way  
Philadelphia, PA 19148  
(215) 463-6000  
Seating Capacity: 42,792  
2023 Record:  
90-72 – 2nd in N.L. East

Field Manager ..... Rob Thomson  
Named: . . . . . June 2, 2022, replacing Joe Girardi  
Director, Clubhouse Services ..... Phil Sheridan  
Manager, Visiting Clubhouse ..... Kevin Steinhour



## CLUB DIRECTORY

Managing Partner ..... John Middleton  
President, Baseball Operations ..... Dave Dombrowski  
Executive Vice President ..... David Buck  
Vice President, General Manager ..... Sam Fuld  
Vice President, Baseball Communications ..... Kevin Gregg  
Director, Baseball Communications ..... Chris Ware  
Director, Team Travel ..... Jameson Hall

## ALL-TIME SERIES RESULTS

(Angels Listed First)

Year	Home	Road	Totals
2003	2-1	0-0	2-1
2008	0-0	3-0	3-0
2014	2-0	2-0	4-0
2017	3-0	0-0	3-0

Year	Home	Road	Totals
2022	0-0	0-3	0-3
2023	0-0	1-2	1-2
<b>TOTALS</b>	<b>7-1</b>	<b>6-5</b>	<b>13-6</b>





PITTSBURGH PIRATES  
PNC Park  
115 Federal Street  
Pittsburgh, PA 15212  
(412) 323-5000  
Seating Capacity: 38,048  
2023 Record:  
76-86 – 4th in N.L. Central

Field Manager . . . . . Derek Shelton  
Named: . . . . Nov. 27, 2019, replacing Clint Hurdle  
Home Clubhouse Manager . . . . . Zach Nelson  
Visiting Clubhouse Manager . . . . . Kevin Conrad



### CLUB DIRECTORY

Chairman of the Board. . . . . Bob Nutting  
President . . . . . Travis Williams  
General Manager . . . . . Ben Cherington  
Senior VP, Communications & Broadcasting. . . . . Brian Warecki  
Director, Media Relations. . . . . Dan Hart  
Director, Baseball Communications. . . . . Patrick Kurish  
Manager, Team Travel. . . . . Ryan Denlinger

### ALL-TIME SERIES RESULTS

(Angels Listed First)							
Year	Home	Road	Totals	Year	Home	Road	Totals
2002	2-1	0-0	2-1	2016	0-0	2-1	2-1
2004	0-0	1-2	1-2	2019	1-2	0-0	1-2
2007	3-0	0-0	3-0	2023	2-1	0-0	2-1
2013	0-3	0-0	0-3	<b>TOTALS</b>	<b>8-7</b>	<b>3-3</b>	<b>11-10</b>



SAN DIEGO PADRES  
Petco Park  
19 Tony Gwynn Drive  
San Diego, CA 92101  
(619) 795-5265  
Seating Capacity: 39,909  
2023 Record:  
82-80 – 3rd in N.L. West

Field Manager . . . . . Mike Shildt  
Named: . . . . Nov. 21, 2023, replacing Bob Melvin  
Manager, Clubhouse & Equipment . . . . . TJ Laidlaw  
Manager, Visiting Clubhouse . . . . . Spencer Dallin



### CLUB DIRECTORY

Chairman. . . . . Eric Kutsenda  
President, Baseball Operations & General Manager . . . . . A.J. Preller  
Vice President, Communications . . . . . Craig Hughner  
Director, Media Relations & Baseball Information. . . . . Darren Feeny  
Director, Business Communications . . . . . Danny Sanchez

### ALL-TIME SERIES RESULTS

(Angels Listed First)							
Year	Home	Road	Totals	Year	Home	Road	Totals
1997	1-1	1-1	2-2	2012	0-0	1-2	1-2
1998	0-0	1-2	1-2	2015	1-2	0-0	1-2
1999	0-3	0-0	0-3	2018	0-0	3-0	3-0
2000	0-0	2-1	2-1	2020	1-1	2-0	3-1
2001	2-1	0-0	2-1	2021	1-1	1-1	2-2
2006	1-2	0-0	1-2	2023	0-0	0-3	0-3
2009	3-0	0-0	3-0	<b>TOTALS</b>	<b>10-11</b>	<b>11-10</b>	<b>21-21</b>

# MLB SAN FRANCISCO GIANTS/ST. LOUIS CARDINALS



## SAN FRANCISCO GIANTS

Oracle Park  
24 Willie Mays Plaza  
San Francisco, CA 94107  
(415) 972-2000  
Seating Capacity: 42,300  
2023 Record:  
79-83 – 4th in N.L. West

Field Manager . . . . . Bob Melvin  
Named: . . . . . Oct. 25, 2023, replacing Gabe Kapler  
Senior Manager, Home Clubhouse . . . Brad Grems  
Manager, Visiting Clubhouse . . . . .Gavin Cuddie



## CLUB DIRECTORY

President & CEO . . . . . Larry Baer  
President of Baseball Operations . . . . . Farhan Zaidi  
General Manager . . . . . Pete Putila  
Sr. VP, Communications & Community Relations . . . . . Shana Daum  
Vice President, Media Relations . . . . . Matt Chisholm  
Sr. Director, Team Operations . . . . . Abe Silvestri

## ALL-TIME SERIES RESULTS

(Angels Listed First)

Year	Home	Road	Totals	Year	Home	Road	Totals
1997	0-2	1-1	1-3	2012	2-1	0-0	2-1
1998	1-2	0-0	1-2	2015	0-0	0-3	0-3
1999	0-0	1-2	1-2	2018	1-2	0-0	1-2
2000	2-1	0-0	2-1	2020	1-1	0-2	1-3
2001	0-0	0-3	0-3	2021	0-2	1-1	1-3
2006	0-0	1-2	1-2	2023	2-1	0-0	2-1
2009	0-0	3-0	3-0	<b>TOTALS</b>	<b>9-12</b>	<b>7-14</b>	<b>16-26</b>



ST. LOUIS CARDINALS  
Busch Stadium  
700 Clark Street  
St. Louis, MO 63102  
(314) 345-9600  
Seating Capacity: 43,795  
2023 Record:  
71-91 – 5th in N.L. Central

Field Manager . . . . . Oliver Marmol  
Named: . . . . . Oct. 25, 2021, replacing Mike Shildt  
Head Clubhouse Manager . . . . . Mark Walsh  
Visiting Clubhouse Manager . . . . . Rip Rowan



## CLUB DIRECTORY

Chairman and CEO . . . . . William O. DeWitt Jr.  
President . . . . . Bill DeWitt III  
President of Baseball Operations . . . . . John Mozeliak  
Senior Director, Communications . . . . . Brian Bartow  
Director, Team Travel . . . . . Ernie Moore

## ALL-TIME SERIES RESULTS

(Angels Listed First)

Year	Home	Road	Totals	Year	Home	Road	Totals
2002	0-0	1-2	1-2	2016	0-3	0-0	0-3
2007	0-0	2-1	2-1	2019	0-0	1-2	1-2
2010	0-0	1-2	1-2	2023	0-0	3-0	3-0
2013	2-1	0-0	2-1	<b>TOTALS</b>	<b>2-4</b>	<b>8-7</b>	<b>10-11</b>



## WASHINGTON NATIONALS

Nationals Park  
1500 South Capitol St., SE  
Washington, DC 20003  
(202) 640-7000  
Seating Capacity: 41,546  
2023 Record:  
71-91 – 5th in N.L. East

Field Manager . . . . . Dave Martinez  
Named: . . . . . Sept. 5, 2018, replacing Dusty Baker  
Clubhouse & Equipment Manager . . . Mike Wallace  
Visiting Clubhouse Manager . . . . . Matt Rosenthal



## CLUB DIRECTORY

Managing Principal Owner . . . . . Mark D. Lerner  
COO, Lerner Sports . . . . . Alan Gottlieb  
President, Baseball Operations & General Manager . . . . . Mike Rizzo  
Director, Communications . . . . . Kyle Brostowitz  
Assistant, Clubhouse Operations . . . . . Kate Donnelly  
Director of Team Travel . . . . . Kenny Diaz

## ALL-TIME SERIES RESULTS

(Angels Listed First)

Year	Home	Road	Totals
2003*	0-0	2-1	2-1
2005	1-2	0-0	1-2
2008	0-0	2-1	2-1
2011	3-0	0-0	3-0
2014	0-0	2-1	2-1

Year	Home	Road	Totals
2017	1-1	1-1	2-2
2022	2-1	0-0	2-1
2023	2-1	0-0	2-1
<b>WSH TOTALS</b>	<b>9-5</b>	<b>5-3</b>	<b>14-8</b>
<b>TOTALS</b>	<b>9-5</b>	<b>7-4</b>	<b>16-9</b>

\*2003 Road series vs. Montreal - Played at Hiram Bithorn Stadium in San Juan, Puerto Rico



# MLB WORLD SERIES CHAMPIONS

- 1903 — Boston (A.L.)  
1904 — No World Series Played  
1905 — New York (N.L.)  
1906 — Chicago (A.L.)  
1907 — Chicago (N.L.)  
1908 — Chicago (N.L.)  
1909 — Pittsburgh (N.L.)  
1910 — Philadelphia (A.L.)  
1911 — Philadelphia (A.L.)  
1912 — Boston (A.L.)  
1913 — Philadelphia (A.L.)  
1914 — Boston (N.L.)  
1915 — Boston (A.L.)  
1916 — Boston (A.L.)  
1917 — Chicago (A.L.)  
1918 — Boston (A.L.)  
1919 — Cincinnati (N.L.)  
1920 — Cleveland (A.L.)  
1921 — New York (N.L.)  
1922 — New York (N.L.)  
1923 — New York (A.L.)  
1924 — Washington (A.L.)  
1925 — Pittsburgh (N.L.)  
1926 — St. Louis (N.L.)  
1927 — New York (A.L.)  
1928 — New York (A.L.)  
1929 — Philadelphia (A.L.)  
1930 — Philadelphia (A.L.)  
1931 — St. Louis (N.L.)  
1932 — New York (A.L.)  
1933 — New York (N.L.)  
1934 — St. Louis (N.L.)  
1935 — Detroit (A.L.)  
1936 — New York (A.L.)  
1937 — New York (A.L.)  
1938 — New York (A.L.)  
1939 — New York (A.L.)  
1940 — Cincinnati (N.L.)  
1941 — New York (A.L.)  
1942 — St. Louis (N.L.)  
1943 — New York (A.L.)  
1944 — St. Louis (N.L.)  
1945 — Detroit (A.L.)  
1946 — St. Louis (N.L.)  
1947 — New York (A.L.)  
1948 — Cleveland (A.L.)  
1949 — New York (A.L.)  
1950 — New York (A.L.)  
1951 — New York (A.L.)  
1952 — New York (A.L.)  
1953 — New York (A.L.)  
1954 — New York (N.L.)  
1955 — Brooklyn (N.L.)  
1956 — New York (A.L.)  
1957 — Milwaukee (N.L.)  
1958 — New York (A.L.)  
1959 — Los Angeles (N.L.)  
1960 — Pittsburgh (N.L.)  
1961 — New York (A.L.)  
1962 — New York (A.L.)  
1963 — Los Angeles (N.L.)  
1964 — St. Louis (N.L.)  
1965 — Los Angeles (N.L.)  
1966 — Baltimore (A.L.)  
1967 — St. Louis (N.L.)  
1968 — Detroit (A.L.)  
1969 — New York (N.L.)  
1970 — Baltimore (A.L.)  
1971 — Pittsburgh (N.L.)  
1972 — Oakland (A.L.)  
1973 — Oakland (A.L.)  
1974 — Oakland (A.L.)  
1975 — Cincinnati (N.L.)  
1976 — Cincinnati (N.L.)  
1977 — New York (A.L.)  
1978 — New York (A.L.)  
1979 — Pittsburgh (N.L.)  
1980 — Philadelphia (N.L.)  
1981 — Los Angeles (N.L.)  
1982 — St. Louis (N.L.)  
1983 — Baltimore (A.L.)  
1984 — Detroit (A.L.)  
1985 — Kansas City (A.L.)  
1986 — New York (N.L.)  
1987 — Minnesota (A.L.)  
1988 — Los Angeles (N.L.)  
1989 — Oakland (A.L.)  
1990 — Cincinnati (N.L.)  
1991 — Minnesota (A.L.)  
1992 — Toronto (A.L.)  
1993 — Toronto (A.L.)  
1994 — No World Series Played  
1995 — Atlanta (N.L.)  
1996 — New York (A.L.)  
1997 — Florida (N.L.)  
1998 — New York (A.L.)  
1999 — New York (A.L.)  
2000 — New York (A.L.)  
2001 — Arizona (N.L.)  
**2002 — ANGELS (A.L.)**  
2003 — Florida (N.L.)  
2004 — Boston (A.L.)  
2005 — Chicago (A.L.)  
2006 — St. Louis (N.L.)  
2007 — Boston (A.L.)  
2008 — Philadelphia (N.L.)  
2009 — New York (A.L.)  
2010 — San Francisco (N.L.)  
2011 — St. Louis (N.L.)  
2012 — San Francisco (N.L.)  
2013 — Boston (A.L.)  
2014 — San Francisco (N.L.)  
2015 — Kansas City (A.L.)  
2016 — Chicago (N.L.)  
2017 — Houston (A.L.)  
2018 — Boston (A.L.)  
2019 — Washington (N.L.)  
2020 — Los Angeles (N.L.)  
2021 — Atlanta (N.L.)  
2022 — Houston (A.L.)  
2023 — Texas (A.L.)

## AMERICAN LEAGUE

1931 — Lefty Grove, PHA  
 1932 — Jimmie Foxx, PHA  
 1933 — Jimmie Foxx, PHA  
 1934 — Mickey Cochrane, DET  
 1935 — Hank Greenberg, DET  
 1936 — Lou Gehrig, NYY  
 1937 — Charley Gehringer, DET  
 1938 — Jimmie Foxx, BOS  
 1939 — Joe DiMaggio, NYY  
 1940 — Hank Greenberg, DET  
 1941 — Joe DiMaggio, NYY  
 1942 — Joe Gordon, NYY  
 1943 — Spud Chandler, NYY  
 1944 — Hal Newhouser, DET  
 1945 — Hal Newhouser, DET  
 1946 — Ted Williams, BOS  
 1947 — Joe DiMaggio, NYY  
 1948 — Lou Boudreau, CLE  
 1949 — Ted Williams, BOS  
 1950 — Phil Rizzuto, NYY  
 1951 — Yogi Berra, NYY  
 1952 — Bobby Shantz, PHA  
 1953 — Al Rosen, CLE  
 1954 — Yogi Berra, NYY  
 1955 — Yogi Berra, NYY  
 1956 — Mickey Mantle, NYY  
 1957 — Mickey Mantle, NYY  
 1958 — Jackie Jensen, BOS  
 1959 — Nellie Fox, CWS  
 1960 — Roger Maris, NYY  
 1961 — Roger Maris, NYY  
 1962 — Mickey Mantle, NYY  
 1963 — Elston Howard, NYY  
 1964 — Brooks Robinson, BAL  
 1965 — Zoilo Versalles, MIN  
 1966 — Frank Robinson, BAL  
 1967 — Carl Yastrzemski, BOS  
 1968 — Denny McLain, DET  
 1969 — Harmon Killebrew, MIN  
 1970 — Boog Powell, BAL  
 1971 — Vida Blue, OAK  
 1972 — Dick Allen, CWS  
 1973 — Reggie Jackson, OAK  
 1974 — Jeff Burroughs, TEX  
 1975 — Fred Lynn, BOS  
 1976 — Thurman Munson, NYY  
 1977 — Rod Carew, MIN  
 1978 — Jim Rice, BOS  
**1979 — Don Baylor, CAL**  
 1980 — George Brett, KC  
 1981 — Rollie Fingers, MIL  
 1982 — Robin Yount, MIL  
 1983 — Cal Ripken, Jr., BAL  
 1984 — Willie Hernandez, DET  
 1985 — Don Mattingly, NYY  
 1986 — Roger Clemens, BOS  
 1987 — George Bell, TOR  
 1988 — Jose Canseco, OAK  
 1989 — Robin Yount, MIL  
 1990 — Rickey Henderson, OAK

1991 — Cal Ripken, Jr., BAL  
 1992 — Dennis Eckersley, OAK  
 1993 — Frank Thomas, CWS  
 1994 — Frank Thomas, CWS  
 1995 — Mo Vaughn, BOS  
 1996 — Juan Gonzalez, TEX  
 1997 — Ken Griffey Jr., SEA  
 1998 — Juan Gonzalez, TEX  
 1999 — Ivan Rodriguez, TEX  
 2000 — Jason Giambi, OAK  
 2001 — Ichiro Suzuki, SEA  
 2002 — Miguel Tejada, OAK  
 2003 — Alex Rodriguez, TEX  
**2004 — Vladimir Guerrero, ANA**  
 2005 — Alex Rodriguez, NYY  
 2006 — Justin Morneau, MIN  
 2007 — Alex Rodriguez, NYY  
 2008 — Dustin Pedroia, BOS  
 2009 — Joe Mauer, MIN  
 2010 — Josh Hamilton, TEX  
 2011 — Justin Verlander, DET  
 2012 — Miguel Cabrera, DET  
 2013 — Miguel Cabrera, DET  
**2014 — Mike Trout, LAA**  
 2015 — Josh Donaldson, TOR  
**2016 — Mike Trout, LAA**  
 2017 — Jose Altuve, HOU  
 2018 — Mookie Betts, BOS  
**2019 — Mike Trout, LAA**  
 2020 — José Abreu, CWS  
**2021 — Shohei Ohtani, LAA**  
 2022 — Aaron Judge, NYY  
**2023 — Shohei Ohtani, LAA**

## NATIONAL LEAGUE

1931 — Frank Frisch, STL  
 1932 — Chuck Klein, PHI  
 1933 — Carl Hubbell, NYG  
 1934 — Dizzy Dean, STL  
 1935 — Gabby Hartnett, CHC  
 1936 — Carl Hubbell, NYG  
 1937 — Joe Medwick, STL  
 1938 — Ernie Lombardi, CIN  
 1939 — Bucky Walters, CIN  
 1940 — Frank McCormick, CIN  
 1941 — Dolf Camilli, BKN  
 1942 — Mort Cooper, STL  
 1943 — Stan Musial, STL  
 1944 — Marty Marion, STL  
 1945 — Phil Cavarretta, CHC  
 1946 — Stan Musial, STL  
 1947 — Bob Elliott, BSN  
 1948 — Stan Musial, STL  
 1949 — Jackie Robinson, BKN  
 1950 — Jim Konstanty, PHI  
 1951 — Roy Campanella, BKN  
 1952 — Hank Sauer, BKN  
 1953 — Roy Campanella, BKN  
 1954 — Willie Mays, NYG  
 1955 — Roy Campanella, BKN  
 1956 — Don Newcombe, BKN  
 1957 — Hank Aaron, MLN  
 1958 — Ernie Banks, CHC  
 1959 — Ernie Banks, CHC  
 1960 — Dick Groat, PIT  
 1961 — Frank Robinson, CIN  
 1962 — Mauri Wills, LAD  
 1963 — Sandy Koufax, LAD  
 1964 — Ken Boyer, STL  
 1965 — Willie Mays, SF  
 1966 — Roberto Clemente, PIT  
 1967 — Orlando Cepeda, STL  
 1968 — Bob Gibson, STL  
 1969 — Willie McCovey, SF  
 1970 — Johnny Bench, CIN  
 1971 — Joe Torre, CIN  
 1972 — Johnny Bench, CIN  
 1973 — Pete Rose, CIN  
 1974 — Steve Garvey, LAD  
 1975 — Joe Morgan, CIN  
 1976 — Joe Morgan, CIN  
 1977 — George Foster, CIN  
 1978 — Dave Parker, PIT  
 1979 — Keith Hernandez, STL  
 & Willie Stargell, PIT  
 1980 — Mike Schmidt, PHI  
 1981 — Mike Schmidt, PHI  
 1982 — Dale Murphy, ATL  
 1983 — Dale Murphy, ATL  
 1984 — Ryne Sandberg, CHC  
 1985 — Willie McGee, STL  
 1986 — Mike Schmidt, PHI  
 1987 — Andre Dawson, CHC  
 1988 — Kirk Gibson, LAD  
 1989 — Kevin Mitchell, SF

1990 — Barry Bonds, PIT  
 1991 — Terry Pendleton, ATL  
 1992 — Barry Bonds, PIT  
 1993 — Barry Bonds, SF  
 1994 — Jeff Bagwell, HOU  
 1995 — Barry Larkin, CIN  
 1996 — Ken Caminiti, SD  
 1997 — Larry Walker, COL  
 1998 — Sammy Sosa, CHC  
 1999 — Chipper Jones, ATL  
 2000 — Jeff Kent, SF  
 2001 — Barry Bonds, SF  
 2002 — Barry Bonds, SF  
 2003 — Barry Bonds, SF  
 2004 — Barry Bonds, SF  
 2005 — Albert Pujols, STL  
 2006 — Ryan Howard, PHI  
 2007 — Jimmy Rollins, PHI  
 2008 — Albert Pujols, STL  
 2009 — Albert Pujols, STL  
 2010 — Joey Votto, CIN  
 2011 — Ryan Braun, MIL  
 2012 — Buster Posey, SF  
 2013 — Andrew McCutchen, PIT  
 2014 — Clayton Kershaw, LAD  
 2015 — Bryce Harper, WSH  
 2016 — Kris Bryant, CHC  
 2017 — Giancarlo Stanton, MIL  
 2018 — Christian Yelich, MIL  
 2019 — Cody Bellinger, LAD  
 2020 — Freddie Freeman, ATL  
 2021 — Bryce Harper, PHI  
 2022 — Paul Goldschmidt, STL  
 2023 — Ronald Acuña Jr. ATL



# MLB CY YOUNG MEMORIAL AWARD

## AMERICAN LEAGUE

1958 — Bob Turley, NYY★  
 1959 — Early Wynn, CWS★  
 1961 — Whitey Ford, NYY★  
**1964 — Dean Chance, LAA★**  
 1967 — Jim Lonborg, BOS  
 1968 — Denny McLain, DET  
 1969 — Mike Cuellar, BAL  
 & Denny McLain, DET  
 1970 — Jim Perry, MIN  
 1971 — Vida Blue, OAK  
 1972 — Gaylord Perry, CLE  
 1973 — Jim Palmer, BAL  
 1974 — Jim Hunter, OAK  
 1975 — Jim Palmer, BAL  
 1976 — Jim Palmer, BAL  
 1977 — Sparky Lyle, NYY  
 1978 — Ron Guidry, NYY  
 1979 — Mike Flanagan, BAL  
 1980 — Steve Stone, BAL  
 1981 — Rollie Fingers, MIL  
 1982 — Pete Vuckovich, MIL  
 1983 — LaMarr Hoyt, CWS  
 1984 — Willie Hernandez, DET  
 1985 — Bret Saberhagen, KC  
 1986 — Roger Clemens, BOS  
 1987 — Roger Clemens, BOS  
 1988 — Frank Viola, MIN  
 1989 — Bret Saberhagen, KC  
 1990 — Bob Welch, OAK  
 1991 — Roger Clemens, BOS  
 1992 — Dennis Eckersley, OAK  
 1993 — Jack McDowell, CWS  
 1994 — David Cone, KC  
 1995 — Randy Johnson, SEA

1996 — Pat Hentgen, TOR  
 1997 — Roger Clemens, TOR  
 1998 — Roger Clemens, TOR  
 1999 — Pedro Martinez, BOS  
 2000 — Pedro Martinez, BOS  
 2001 — Roger Clemens, NYY  
 2002 — Barry Zito, OAK  
 2003 — Roy Halladay, TOR  
 2004 — Johan Santana, MIN  
**2005 — Bartolo Colon, LAA**  
 2006 — Johan Santana, MIN  
 2007 — C.C. Sabathia, CLE  
 2008 — Cliff Lee, CLE  
 2009 — Zack Greinke, KC  
 2010 — Felix Hernandez, SEA  
 2011 — Justin Verlander, DET  
 2012 — David Price, TB  
 2013 — Max Scherzer, DET  
 2014 — Corey Kluber, CLE  
 2015 — Dallas Keuchel, HOU  
 2016 — Rick Porcello, BOS  
 2017 — Corey Kluber, CLE  
 2018 — Blake Snell, TB  
 2019 — Justin Verlander, HOU  
 2020 — Shane Bieber, CLE  
 2021 — Robbie Ray, TOR  
 2022 — Justin Verlander, HOU  
 2023 — Gerrit Cole, NYY

## NATIONAL LEAGUE

1956 — Don Newcombe, BKN★  
 1957 — Warren Spahn, MLN★  
 1960 — Vernon Law, PIT★  
 1962 — Don Drysdale, LAD★  
 1963 — Sandy Koufax, LAD★  
 1965 — Sandy Koufax, LAD★  
 1966 — Sandy Koufax, LAD★  
 1967 — Mike McCormick, SF  
 1968 — Bob Gibson, STL  
 1969 — Tom Seaver, NYM  
 1970 — Bob Gibson, STL  
 1971 — Fergie Jenkins, CHC  
 1972 — Steve Carlton, PHI  
 1973 — Tom Seaver, NYM  
 1974 — Mike Marshall, LAD  
 1975 — Tom Seaver, NYM  
 1976 — Randy Jones, SD  
 1977 — Steve Carlton, PHI  
 1978 — Gaylord Perry, SD  
 1979 — Bruce Sutter, CHC  
 1980 — Steve Carlton, PHI  
 1981 — Fernando Valenzuela, LAD  
 1982 — Steve Carlton, PHI  
 1983 — John Denny, PHI  
 1984 — Rick Sutcliffe, CHC  
 1985 — Dwight Gooden, NYM  
 1986 — Mike Scott, HOU  
 1987 — Steve Bedrosian, PHI  
 1988 — Orel Hershiser, LAD  
 1989 — Mark Davis, SD  
 1990 — Doug Drabek, PIT  
 1991 — Tom Glavine, ATL  
 1992 — Greg Maddux, CHC  
 1993 — Greg Maddux, ATL

1994 — Greg Maddux, ATL  
 1995 — Greg Maddux, ATL  
 1996 — John Smoltz, ATL  
 1997 — Pedro Martinez, MON  
 1998 — Tom Glavine, ATL  
 1999 — Randy Johnson, ARI  
 2000 — Randy Johnson, ARI  
 2001 — Randy Johnson, ARI  
 2002 — Randy Johnson, ARI  
 2003 — Eric Gagne, LAD  
 2004 — Roger Clemens, HOU  
 2005 — Chris Carpenter, STL  
 2006 — Brandon Webb, ARI  
 2007 — Jake Peavy, SD  
 2008 — Tim Lincecum, SF  
 2009 — Tim Lincecum, SF  
 2010 — Roy Halladay, PHI  
 2011 — Clayton Kershaw, LAD  
 2012 — R.A. Dickey, NYM  
 2013 — Clayton Kershaw, LAD  
 2014 — Clayton Kershaw, LAD  
 2015 — Jake Arrieta, CHC  
 2016 — Max Scherzer, WSH  
 2017 — Max Scherzer, WSH  
 2018 — Jacob deGrom, NYM  
 2019 — Jacob deGrom, NYM  
 2020 — Trevor Bauer, CIN  
 2021 — Corbin Burnes, MIL  
 2022 — Sandy Alcantara, MIA  
 2023 — Blake Snell, SD

★ Combined Selection

## ANGELS WALK-OFF HOME RUNS (SINCE 2002)

Date	Opp.	Inn.	Player
04/28/2002	TOR	14	David Eckstein (Grand Slam)
05/08/2002	DET	9	Troy Glaus
05/25/2002	MIN	13	Tim Salmon
06/05/2002	TEX	10	Troy Glaus
09/16/2003	OAK	9	Scott Spiezio
09/23/2003	SEA	11	Tim Salmon
07/31/2004	SEA	11	Jose Guillen
08/29/2004	MIN	9	Adam Kennedy
04/21/2005	CLE	10	Orlando Cabrera
05/27/2005	KC	10	Dallas McPherson
06/18/2005	FLA	10	Vladimir Guerrero
09/05/2006	BAL	10	Adam Kennedy
06/03/2007	BAL	9	Vladimir Guerrero
04/07/2008	CLE	9	Torii Hunter (Grand Slam)
09/12/2008	SEA	9	Mike Napoli
05/29/2010	SEA	10	Kendrys Morales (Grand Slam)
05/30/2010	SEA	9	Howie Kendrick
08/11/2010	KC	10	Bobby Abreu
09/10/2010	SEA	14	Bobby Abreu
07/08/2011	SEA	9	Mark Trumbo
08/18/2011	TEX	9	Mark Trumbo
05/28/2012	NYG	9	Mark Trumbo
04/21/2013	DET	13	Mark Trumbo
04/23/2013	TEX	11	Howie Kendrick

Date	Opp.	Inn.	Player
07/06/2013	BOS	11	Josh Hamilton
08/17/2013	HOU	10	Josh Hamilton
04/16/2014	OAK	12	Chris Iannetta
05/15/2014	TB	9	Mike Trout
06/10/2014	OAK	14	Collin Cowgill
07/04/2014	HOU	9	Mike Trout
08/09/2014	BOS	19	Albert Pujols
05/05/2015	SEA	9	Carlos Perez
07/17/2015	BOS	9	Mike Trout
09/26/2015	SEA	9	David Freese
05/31/2016	DET	9	C.J. Cron
08/03/2016	OAK	9	Albert Pujols
04/04/2018	CLE	13	Zack Cozart
07/27/2018	SEA	10	Kole Calhoun
09/24/2018	TEX	11	Jose Briceño
09/30/2018	OAK	9	Taylor Ward
07/28/2019	BAL	9	Matt Thaiss
08/17/2020	SF	9	Tommy La Stella
04/04/2021	CWS	9	Jared Walsh
08/13/2022	MIN	11	Taylor Ward

MLB

## AMERICAN LEAGUE

- 1949 — Roy Sievers, SLB  
 1950 — Walt Dropo, BOS  
 1951 — Gil McDougald, NYY  
 1952 — Harry Byrd, PHI  
 1953 — Harvey Kuenn, DET  
 1954 — Bob Grim, NYY  
 1955 — Herb Score, CLE  
 1956 — Luis Aparicio, CWS  
 1957 — Tony Kubek, NYY  
 1958 — Albie Pearson, WAS  
 1959 — Bob Allison, WAS  
 1960 — Ron Hansen, BAL  
 1961 — Don Schwall, BOS  
 1962 — Tom Tresh, NYY  
 1963 — Gary Peters, CWS  
 1964 — Tony Oliva, MIN  
 1965 — Curt Blefary, BAL  
 1966 — Tommie Agee, CWS  
 1967 — Rod Carew, MIN  
 1968 — Stan Bahnsen, NYY  
 1969 — Lou Piniella, KC  
 1970 — Thurman Munson, NYY  
 1971 — Chris Chambliss, CLE  
 1972 — Carlton Fisk, BOS  
 1973 — Al Bumbry, BAL  
 1974 — Mike Hargrove, TEX  
 1975 — Fred Lynn, BOS  
 1976 — Mark Fidrych, DET  
 1977 — Eddie Murray, BAL  
 1978 — Lou Whitaker, DET
- 1979 — John Castino, MIN  
 Alfredo Griffin, TOR  
 1980 — Joe Charboneau, CLE  
 1981 — Dave Righetti, NYY  
 1982 — Cal Ripken, Jr., BAL  
 1983 — Ron Kittle, CWS  
 1984 — Alvin Davis, SEA  
 1985 — Ozzie Guillen, CWS  
 1986 — Jose Canseco, OAK  
 1987 — Mark McGwire, OAK  
 1988 — Walt Weiss, OAK  
 1989 — Gregg Olson, BAL  
 1990 — Sandy Alomar, Jr., CLE  
 1991 — Chuck Knoblauch, MIN  
 1992 — Pat Listach, MIL  
**1993 — Tim Salmon, CAL**  
 1994 — Bob Hamelin, KC  
 1995 — Marty Cordova, MIN  
 1996 — Derek Jeter, NYY  
 1997 — Nomar Garciaparra, BOS  
 1998 — Ben Grieve, OAK  
 1999 — Carlos Beltran, KC  
 2000 — Kazuhiro Sasaki, SEA  
 2001 — Ichiro Suzuki, SEA  
 2002 — Eric Hinske, TOR  
 2003 — Angel Berroa, KC  
 2004 — Bobby Crosby, OAK  
 2005 — Huston Street, OAK  
 2006 — Justin Verlander, DET  
 2007 — Dustin Pedroia, BOS
- 2008 — Evan Longoria, TB  
 2009 — Andrew Bailey, OAK  
 2010 — Neftali Feliz, TEX  
 2011 — Jeremy Hellickson, TB  
**2012 — Mike Trout, LAA**  
 2013 — Wil Myers, TB  
 2014 — Jose Abreu, CWS  
 2015 — Carlos Correa, HOU  
 2016 — Michael Fulmer, DET  
 2017 — Aaron Judge, NYY  
**2018 — Shohei Ohtani, LAA**  
 2019 — Yordan Alvarez, HOU  
 2020 — Kyle Lewis, SEA  
 2021 — Randy Arozarena, TB  
 2022 — Julio Rodriguez, SEA  
 2023 — Gunnar Henderson, BAL

## NATIONAL LEAGUE

- 1947 — Jackie Robinson, BKN ★  
 1948 — Alvin Dark, BSN ★  
 1949 — Don Newcombe, BKN  
 1950 — Sam Jethroe, BSN  
 1951 — Willie Mays, NYG  
 1952 — Joe Black, BKN  
 1953 — Jim Gilliam, BKN  
 1954 — Wally Moon, STL  
 1955 — Bill Virdon, STL  
 1956 — Frank Robinson, CIN  
 1957 — Jack Sanford, PHI  
 1958 — Orlando Cepeda, SF  
 1959 — Willie McCovey, SF  
 1960 — Frank Howard, LAD  
 1961 — Billy Williams, CHC  
 1962 — Ken Hubbs, CHC  
 1963 — Pete Rose, CIN  
 1964 — Dick Allen, PHI  
 1965 — Jim Lefebvre, LAD  
 1966 — Tommy Helms, CIN  
 1967 — Tom Seaver, NYM  
 1968 — Johnny Bench, CIN  
 1969 — Ted Sizemore, LAD  
 1970 — Carl Morton, MON  
 1971 — Earl Williams, ATL  
 1972 — Jon Matlack, NYM  
 1973 — Gary Matthews, SF  
 1974 — Bake McBride, STL  
 1975 — John Montefusco, SF  
 1976 — Butch Metzger, SD  
 & Pat Zachry, CIN
- 1977 — Andre Dawson, MON  
 1978 — Bob Horner, ATL  
 1979 — Rick Sutcliffe, LAD  
 1980 — Steve Howe, LAD  
 1981 — Fernando Valenzuela, LAD  
 1982 — Steve Sax, LAD  
 1983 — Darryl Strawberry, NYM  
 1984 — Dwight Gooden, NYM  
 1985 — Vince Coleman, STL  
 1986 — Todd Worrell, STL  
 1987 — Benito Santiago, SD  
 1988 — Chris Sabo, CIN  
 1989 — Jerome Walton, CHC  
 1990 — Dave Justice, ATL  
 1991 — Jeff Bagwell, HOU  
 1992 — Eric Karros, LAD  
 1993 — Mike Piazza, LAD  
 1994 — Raul Mondesi, LAD  
 1995 — Hideo Nomo, LAD  
 1996 — Todd Hollandsworth, LAD  
 1997 — Scott Rolen, PHI  
 1998 — Kerry Wood, CHC  
 1999 — Scott Williamson, CIN  
 2000 — Rafael Furcal, ATL  
 2001 — Albert Pujols, STL  
 2002 — Jason Jennings, COL  
 2003 — Dontrelle Willis, FLA  
 2004 — Jason Bay, PIT  
 2005 — Ryan Howard, PHI  
 2006 — Hanley Ramirez, FLA  
 2007 — Ryan Braun, MIL
- 2008 — Geovany Soto, CHC  
 2009 — Chris Coghlan, FLA  
 2010 — Buster Posey, SF  
 2011 — Craig Kimbrel, ATL  
 2012 — Bryce Harper, WSH  
 2013 — Jose Fernandez, MIA  
 2014 — Jacob deGrom, NYM  
 2015 — Kris Bryant, CHC  
 2016 — Corey Seager, LAD  
 2017 — Cody Bellinger, LAD  
 2018 — Ronald Acuña Jr., ATL  
 2019 — Pete Alonso, NYM  
 2020 — Devin Williams, MIL  
 2021 — Jonathan India, CIN  
 2022 — Michael Harris II, ATL  
 2023 — Corbin Carroll, ARI

★ Combined Selection



SPRING TRAINING



# SPRING TRAINING

## TEMPE DIABLO STADIUM



The Angels will hold Spring Training for the 32nd consecutive season (since 1993) in Tempe, AZ, where the Club plays home games at Tempe Diablo Stadium.

Tempe Diablo Stadium is now the oldest active ballpark in the Cactus League after Oakland moved out of Phoenix Municipal Stadium (1964) following the 2014 season.

The Halos initially signed a 25-year lease (including two five-year options) with the city of Tempe on July 25, 1991, making Tempe Diablo Stadium their Spring Training facility until 2017, with an extension in 2004 to stay through 2025. In 2021, the Angels and the city agreed to extend the lease through the year 2035. As part of that agreement, the complex will undergo major renovations to improve fan and team experiences, including a new home team clubhouse, suites, team offices and store, as well as a new outfield concourse, shade structures and better traffic flow outside the facility. During renovations to the complex in 2006, the Club upgraded their minor league spring operations, expanding its practice fields with four additional lighted ball fields, refurbished clubhouses and expanded dugouts.

Tempe Diablo Stadium, which is owned and operated by the City of Tempe Parks and Recreation Department, previously housed the Seattle Pilots/Milwaukee Brewers (1969-71) and Seattle Mariners (1977-92).

In advance of the Angels moving to Tempe, the stadium was completely rebuilt and renovated with the combined efforts of HOK Sports Facilities Group and the Angels. Groundbreaking for the stadium took place, Apr. 22, 1992 with an estimated cost of \$5.8 million to complete. Two-thirds of the funding was provided by Maricopa County and one-third by the city of Tempe. All revenues from food and beverage concessions, parking, souvenirs and in-stadium advertising are shared equally by the City of Tempe and the Angels, while the city receives 20% of revenues from ticket sales.

Dedication ceremonies for Tempe Diablo Stadium took place Feb. 27, 1993, with the Angels playing their first spring home game, Mar. 7, 1993 against Oakland.

The current Tempe Diablo Stadium complex includes six-and-a-half practice fields in addition to the main stadium, which was dedicated as Gene Autry Field in 1999 in honor of the former Angels owner who passed away after the 1998 season.

## TEMPE DIABLO FACTS & FIGURES

### Address (Tempe Diablo Stadium):

2200 W. Alameda, Tempe, AZ 85282

### Address (Spring Training Complex):

2225 W. Westcourt Way, Tempe, AZ 85282

Owners: City of Tempe Parks and Recreation Department

Tenant: Los Angeles Angels

Architect: DLR Group (2006 renovation)/HOK Sports (1992)

Builder: Moline Construction (2006)/Weitz Company (1992)

Cost: 20 million (2006 est.)/5.8 million (1992 est.)

Groundbreaking Dates: Apr. 13, 2005/Apr. 22, 1992

Stadium Area: 75 acres

Parking Facilities: East and West parking lots with nearly 1,350 paved parking spaces; one disabled accessible entry ramp, field and service access.

Seating Capacity: 9,708

3,110: Field Box Seats

503: Grandstand seats

3,013: Field MVP Seats

2,600: Lawn seats (estimate)

291: Home Plate MVP

150: Bud Patio Pavilion

41: Suites

### FAN ACCOMMODATIONS

(ALL WITH DISABLED ACCESS)

3 WOMEN'S RESTROOMS	1 GUEST SERVICES OFFICE
3 MEN'S RESTROOMS	1 FIRST AID STATION
1 FAMILY RESTROOM	1 BOX OFFICE
5 CONCESSION STANDS	8 TICKET WINDOWS
1 WALK-IN TEAM STORE	2 PICNIC AREAS

### DIMENSIONS

LEFT FIELD LINE	340'
RIGHT FIELD LINE	360'
POWER ALLEYS	400'
CENTER	420'
FENCE HEIGHT IS EIGHT FEET	
PLAYING TURF IS BERMUDA	

# SPRING TRAINING

## TEMPE DIABLO STADIUM



### ANGELS SPRING TRAINING SITES

As a new franchise, the Angels opened their Spring Training contests at Angels Stadium in Palm Springs (Coachella Valley) in 1961. The facility was formerly called the Polo Grounds until switching its name in 1964.

On Dec. 19, 1965, the Angels signed an agreement to also hold Spring Training in Holtville, CA, located approximately 10 miles east of El Centro. The Club annually spent 10 days to two weeks at the four-diamond complex from 1966 through 1979, before returning on a full-time basis to Palm Springs in 1980.

In 1982 and 1983, the Angels divided spring headquarters between Casa Grande, AZ and Palm Springs.

On Apr. 1, 1992, the Halos defeated San Diego, 3-1 at Palm Springs Angels Stadium in the final exhibition game of Spring Training. The contest was historic in that it marked the final Spring Training game for the Angels in Palm Springs, CA, their Cactus League home for 32 years.

1961-65 Palm Springs, CA  
 1966-79 Holtville, CA/ Palm Springs, CA  
 1980-81 Palm Springs, CA

1982-83 Casa Grande, AZ/Palm Springs, CA  
 1984-92 Mesa, AZ/Palm Springs, CA  
 1993-Present Tempe, AZ



Hall-of-Famers Don Drysdale and Dick Enberg broadcasting the game from atop the press box in Palm Springs



Nolan Ryan at Spring Training in Palm Springs

SPRING TRAINING



### Tempe Diablo Stadium

2200 West Alameda Drive  
 Tempe, AZ 85282  
 (480) 350-5205 (Main Info. Line)  
 (480) 350-5265 (Stadium Manager)  
 (480) 858-7573 (Press Box)  
 @diablostadium

### MAJOR LEAGUE CAMP

**Tempe Diablo Minor League Complex**  
 2225 W. Westcourt Way  
 Tempe, AZ 85282  
 (480) 858-7558

### MINOR LEAGUE CAMP

8045 W Camelback Road  
 Scottsdale, AZ 85251

## TEMPE DIABLO STADIUM AND MINOR LEAGUE COMPLEX STAFF

Jerry Hall..... Tempe Diablo Stadium Manager  
 Mike Clark..... Public Works Supervisor (Groundscrew lead)  
 Louie Raya ..... Minor League Equipment Manager  
 Janelle Wakefield..... Spring Training Receptionist



## FRED HANEY MEMORIAL AWARD

Awarded to the outstanding Angels rookie(s) during Spring Training.

- |  |                                     |
|--|-------------------------------------|
| 1980 — Alfredo Martinez                        | 2002 — Gary Johnson                 |
| 1981 — Mike Witt                               | 2003 — Dusty Bergman                |
| 1982 — Angel Moreno                            | 2004 — Brian Specht                 |
| 1983 — Mike Brown                              | 2005 — Maicer Izturis               |
| 1984 — Ron Romanick                            | 2006 — Kendrys Morales              |
| 1985 — Pat Clements, Jack Howell, Wally Joyner | 2007 — Nick Gorneault               |
| 1986 — Wally Joyner                            | 2008 — Darren O'Day                 |
| 1987 — Devon White                             | 2009 — Matt Brown                   |
| 1988 — Frank DiMichele                         | 2010 — Michael Kohn                 |
| 1989 — Dante Bichette                          | 2011 — Mark Trumbo                  |
| 1990 — John Orton                              | 2012 — Kole Calhoun                 |
| 1991 — Bobby Rose                              | 2013 — Luis Jimenez                 |
| 1992 — Chad Curtis                             | 2014 — Matt Long                    |
| 1993 — Darryl Scott                            | 2015 — Drew Rucinski                |
| 1994 — Jim Edmonds                             | 2016 — Rafael Ortega                |
| 1995 — No recipient due to strike              | 2017 — Nolan Fontana                |
| 1996 — George Arias                            | 2018 — David Fletcher               |
| 1997 — Jason Dickson                           | 2019 — Matt Thaiss                  |
| 1998 — Troy Glaus                              | 2020 — No recipient due to COVID-19 |
| 1999 — Mike Fyhrie & Keith Luuloa              | 2021 — Jose Rojas                   |
| 2000 — Bengie Molina                           | 2022 — Michael Stefanic             |
| 2001 — David Eckstein                          | 2023 — Jordyn Adams                 |

# SPRING TRAINING 2024 SCHEDULE

DAY	DATE	OPPONENT	LOCATION	TIME
2/24	Sat.	Los Angeles (N.L.)	Tempe Diablo Stadium	12:10 PM
2/25 (ss)	Sun.	Kansas City	Tempe Diablo Stadium	12:10 PM
		Cincinnati	Goodyear	12:05 PM
2/26	Mon.	San Francisco	Scottsdale	12:05 PM
2/27	Tue.	Milwaukee	Tempe Diablo Stadium	12:10 PM
2/28	Wed.	Colorado	Scottsdale	12:10 PM
2/29	Thurs.	Cleveland	Tempe Diablo Stadium	12:10 PM
3/1	Fri.	San Diego	Peoria	12:10 PM
3/2	Sat.	Arizona	Tempe Diablo Stadium	12:10 PM
3/3	Sun.	Chicago (A.L.)	Tempe Diablo Stadium	12:10 PM
3/4	Mon.	Texas	Surprise	12:05 PM
3/5	Tues.	Los Angeles (N.L.)	Glendale	5:05 PM
3/6 (ss)	Sun.	Oakland	Tempe Diablo Stadium	12:10 PM
		Chicago (N.L.)	Mesa	12:05 PM
3/7	Thurs.	Seattle	Peoria	12:10 PM
3/8	Fri.	Colorado	Tempe Diablo Stadium	12:10 PM
3/9	Sat.	Cleveland	Goodyear	12:05 PM
3/10	Sun.	San Diego	Tempe Diablo Stadium	1:10 PM
3/11	Mon.	Texas	Tempe Diablo Stadium	1:10 PM
3/12	Tues.	OFF DAY		
3/13	Wed.	Kansas City	Surprise	1:05 PM
3/14	Thurs.	Chicago (A.L.)	Glendale	1:05 PM
3/15	Fri.	Seattle	Tempe Diablo Stadium	1:10 PM
3/16	Sat.	Chicago (N.L.)	Tempe Diablo Stadium	1:10 PM
		<i>*Los Angeles (N.L. Prospects)</i>	<i>Tempe Diablo Stadium</i>	<i>4:10 PM</i>
3/17	Sun.	Arizona	Scottsdale	1:10 PM
3/18	Mon.	Milwaukee	Maryvale	1:10 PM
3/19	Tues.	Cincinnati	Tempe Diablo Stadium	1:10 PM
3/20 (ss)	Wed.	San Francisco	Tempe Diablo Stadium	1:10 PM
		Kansas City	Surprise	6:05 PM
3/21	Thurs.	OFF DAY		
3/22	Fri.	Chicago (A.L.)	Tempe Diablo Stadium	1:10 PM
3/23	Sat.	Oakland	Mesa	12:05 PM
3/24	Sun.	Los Angeles (N.L.)	Dodger Stadium	4:10 PM
3/25	Mon.	Los Angeles (N.L.)	Dodger Stadium	6:10 PM
3/26	Tues.	Los Angeles (N.L.)	Angel Stadium	6:07 PM

All Times are Pacific Time

Red Indicates Home Game

Game Times Subject to Change

\* MLB Spring Breakout Game

# SPRING TRAINING 2023 STATS

Player	AVG	G	AB	R	H	2B	3B	HR	RBI	SAC	SF	HBP	BB	IBB	SO	SB	CS	GIDP	SLG	OBP
Adams, J	.359	24	39	5	14	3	0	1	9	0	0	0	8	0	15	4	2	1	513	.468
Adell, J	.229	19	48	10	11	0	4	6	6	0	1	2	20	1	22	1	1	0	500	.275
Barrera, L	.261	19	23	5	6	0	1	0	2	0	0	0	3	0	5	0	1	0	348	.346
Blakely, W	.200	5	5	1	1	1	0	0	0	0	0	0	0	0	3	0	0	0	400	.333
Cabbage, T	.258	21	31	3	8	1	1	1	5	0	0	0	6	0	14	0	0	2	452	.378
Calabrese, D	.286	6	7	0	2	1	0	0	0	0	0	0	1	0	2	0	0	0	429	.375
Campano, G	.400	1	1	0	0	0	0	0	0	0	0	0	0	0	0	0	0	0	000	.000
Drury, B	.277	17	47	9	13	4	0	2	8	0	0	0	4	0	15	0	0	0	489	.333
Emmerson, M	.667	8	3	0	2	2	0	0	2	0	0	0	1	0	0	0	0	0	1,333	.750
Fletcher, D	.240	8	25	2	6	2	0	0	2	0	0	0	1	0	3	1	0	0	320	.269
Gobbel, B	.500	1	2	1	1	1	0	0	0	0	0	0	0	0	0	0	0	0	1,000	.500
Godoy, J	.333	6	6	2	2	1	0	0	3	0	2	2	2	0	0	0	0	0	500	.600
Gomez, J	.111	8	9	0	1	1	0	0	2	0	0	0	0	0	2	0	0	0	222	.111
Gregoria, O	.000	1	1	0	0	0	0	0	0	0	0	0	0	0	0	0	0	0	000	.000
Guzman, D	.000	5	4	1	0	0	0	0	0	0	0	0	0	0	0	0	0	0	000	.000
Jackson, J	.222	14	27	4	6	1	0	1	3	0	0	0	0	0	7	0	1	0	370	.222
Jones, T	.244	21	41	4	10	0	0	0	5	0	0	0	5	0	13	0	1	1	244	.326
Kasser, K	.000	5	6	0	0	0	0	0	0	0	0	0	1	0	1	0	0	0	000	.143
Kniewes, D	.000	1	0	0	0	0	0	0	0	0	0	0	0	0	0	1	0	0	000	.000
Lamb, J	.324	16	37	8	12	4	0	2	9	0	0	1	5	0	9	0	0	0	595	.419
Maitan, K	.000	2	2	0	0	0	0	0	0	0	0	0	0	0	0	0	0	0	000	.000
Martinez, O	.000	6	6	0	0	0	0	0	1	0	1	0	0	0	0	0	0	0	000	.000
Montak, M	.409	18	44	8	18	4	1	3	11	0	0	0	2	0	9	2	0	0	750	.435
Mulline, A	.500	4	4	1	2	1	0	0	1	0	0	0	0	0	2	0	0	0	750	.500
Nieto, Z	.261	16	23	7	6	2	1	0	2	0	0	1	4	0	5	0	0	1	435	.393
O'Hoppe, L	.265	13	34	4	9	2	0	1	6	0	0	0	4	0	14	0	0	1	412	.342
Ohtani, S	.455	6	11	3	5	0	1	0	0	0	0	0	2	0	2	0	0	0	636	.538
Oliva, J	.000	3	3	0	0	0	0	0	0	0	0	0	0	0	2	0	0	0	000	.000
Padlo, K	.250	18	36	6	9	4	1	1	5	0	1	0	2	0	10	0	0	2	500	.282
Palmeiro, P	.583	9	12	4	7	1	1	0	2	0	0	0	1	0	1	0	0	0	833	.615
Paris, K	.278	12	18	4	5	2	1	0	7	0	0	0	3	0	9	0	0	0	500	.381
Phillips, B	.133	23	45	6	6	0	2	1	2	0	0	0	6	0	20	3	1	1	289	.235
Placencia, A	.200	8	10	1	2	0	0	0	0	0	0	0	0	0	1	1	0	0	200	.200
Guero, E	.125	8	8	0	1	0	0	0	0	0	0	0	3	0	0	0	0	0	125	.125
Rendon, A	.500	15	36	8	18	5	0	2	9	0	0	0	5	0	6	0	0	0	806	.561
Renfro, H	.289	18	45	8	13	2	0	4	9	0	0	0	5	0	5	0	0	1	600	.360
Renfelo, J	.405	13	37	8	15	3	0	4	7	0	1	0	0	0	4	1	0	0	811	.425
Ruiz, J	1.000	1	1	0	1	0	0	0	1	0	0	0	0	0	0	0	0	0	1,000	1.000
Soto, L	.278	15	36	5	10	1	0	1	3	0	1	0	5	0	7	0	1	1	389	.357
Stassi, M	.188	6	16	2	3	2	0	0	2	0	0	0	0	0	2	0	0	0	313	.188
Sierfiant, M	.250	10	16	2	4	0	0	0	0	0	0	0	3	0	1	2	0	1	250	.250
Stewart, J	.400	3	3	1	2	2	0	0	1	0	0	0	0	0	2	0	0	0	800	.400
Teodosio, B	.100	10	1	1	0	0	0	0	0	0	0	0	3	0	4	1	0	0	100	.308
Thaiss, M	.194	19	36	3	7	2	0	0	0	0	0	0	12	0	7	0	0	1	250	.396
Trout, M	.217	9	23	2	5	2	0	1	4	0	0	0	3	0	5	0	0	0	435	.308
Urszela, G	.361	13	36	4	13	1	1	0	4	0	0	0	2	0	4	0	0	2	444	.395
Velazquez, A	.162	18	37	3	6	0	0	0	4	0	1	0	1	0	16	2	1	0	162	.179
Vera, A	.200	4	5	1	1	0	0	0	2	0	0	0	0	0	1	0	0	0	200	.200
Wallach, C	.136	16	22	2	3	0	0	0	2	0	1	0	5	0	8	0	0	0	136	.286
Walsh, J	.400	14	35	9	14	4	0	2	6	0	0	0	8	0	12	0	0	2	686	.512
Ward, T	.340	16	47	10	16	3	0	3	9	0	0	0	5	0	9	0	0	1	596	.404
Whitefield, A	.250	6	12	1	3	0	0	0	2	0	0	0	0	0	5	2	0	0	250	.250

Player	W	L	ERA	G	GS	CG	GF	SHO	SV	IP	H	R	ER	HR	HB	BB	IBB	SO	WP	KB	AVG
Anderson, T	2	0	1.35	3	3	0	0	0	0	13.1	7	2	2	2	1	5	0	9	0	0	.159
Armstrong, T	1	0	0.00	5	0	1	0	0	0	20.0	10	9	0	0	1	2	0	5	1	0	.188
Bachman, S	0	0	0.00	3	1	0	0	0	0	4.0	4	0	0	0	0	1	2	0	7	0	.286
Barria, J	0	1	10.80	3	0	0	2	0	0	6.2	10	8	8	1	1	0	0	6	1	0	.345
Canning, G	1	1	1.32	4	4	0	0	0	0	13.2	11	3	2	1	0	3	0	13	1	0	.220
Crow, C	0	0	6.75	4	0	0	2	0	0	4.0	7	4	3	1	0	1	0	1	0	0	.389
Dashwood, J	0	0	0.00	1	0	0	0	0	0	0.1	0	0	0	0	0	0	0	0	1	0	.000
Davidson, T	1	1	5.19	6	6	0	0	0	0	17.1	17	11	10	2	0	4	0	20	2	1	.243
Detmers, R	2	0	3.60	6	6	1	0	0	0	20.0	10	9	8	3	0	1	0	27	0	0	.219
Devenski, C	0	0	9.00	4	0	0	0	0	0	4.0	5	4	4	0	0	1	0	4	0	1	.313
Diaz, J	1	0	0.00	4	0	0	4	0	0	7.0	4	1	0	0	1	1	0	6	0	0	.160
Eria, M	0	1	1.17	4	0	0	0	0	0	7.2	8	3	1	0	1	6	0	3	0	0	.308
Estévez, C	1	0	10.57	9	0	0	2	0	0	7.2	7	9	9	1	1	10	0	11	2	0	.241
Garza, J	0	0	4.50	4	0	0	0	0	0	4.0	4	2	2	2	0	2	0	5	0	0	.250
Hargett, J	0	0	1.59	6	0	0	0	0	0	5.2	5	1	1	0	1	2	0	9	0	0	.227
Hernandez, A	0	0	0.00	3	0	1	0	0	1	2.1	2	1	0	0	1	1	0	3	0	0	.200
Holdet, J	0	0	8.59	8	0	0	1	0	0	7.1	6	7	7	2	1	5	0	10	1	0	.214
Ingram, K	1	0	0.00	4	0	0	0	0	0	3.0	2	0	0	0	0	1	0	6	0	0	.182
Joyce, B	0	0	2.70	7	0	0	0	0	0	6.2	4	2	2	0	2	6	0	10	2	0	.167
Kalish, J	0	0	1.80	4	0	0	2	0	0	5.0	3	1	1	0	0	4	0	5	0	0	.188
Kristofak, Z	0	0	0.00	2	0	0	0	0	0	0.2	1	0	0	0	0	0	0	0	0	0	1.000
Ledo, L	0	1	0.00	1	0	0	0	0	0	1.0	0	0	0	0	0	1	0	0	0	0	.000
Ledo, A	2	0	4.15	4	0	0	0	0	0	4.1	6	8	2	2	2	1	0	0	5	1	.235
Mederos, V	0	0	3.86	3	1	0	1	0	0	4.2	3	4	2	0	1	4	0	4	0	0	.176
Moore, E	0	0	9.35	9	0	0	0	0	0	8.2	12	9	9	3	0	4	0	8	1	0	.324
Murphy, L	0	0	0.00	5	0	0	1	0	0	3.2	1	0	0	0	0	5	0	5	0	0	.083
Ohtani, S	0	0	0.00	1	1	0	0	0	0	2.1	0	0	0	0	0	2	0	2	0	0	.000
Quijada, J	0	0	10.13	6	0	0	0	0	0	5.1	9	7	6	1	0	3	0	6	1	0	.346
Reyes, G	0	0	3.00	3	0	0	1	0	1	3.0	4	1	1	1	0	2	0	3	0	0	.333
Reynolds, K	2	0	3.46	5	0	0	0	0	0	13.0	12	5	2	2	1	1	0	20	0	0	.235
Sandovel, P	0	0	1.80	2	2	0	0	0	0	5.0	3	1	1	0	0						

# SPRING TRAINING RECORDS & ATTENDANCE

## VERSUS MAJOR LEAGUE COMPETITION ONLY

Year	Won	Lost	Ties <sup>^</sup>	Pct.	Home Attendance	Year	Won	Lost	Ties <sup>^</sup>	Pct.	Home Attendance
1961	7	10	-	.412	20,850	2005	21	11	1	.656	106,690
1962	16	13	-	.552	22,546	2006	18	11	2	.621	94,739
1963	18	10	-	.643	25,808	2007	19	14	0	.576	100,304
1964	14	13	-	.519	27,343	2008	19	10	4	.655	118,191
1965	9	14	-	.391	26,880	2009	26	8	1	.765	101,530
1966	15	13	-	.536	27,307	2010	13	15	4	.464	106,553
1967	11	14	-	.440	25,725	2011	18	13	1	.581	88,893
1968	13	12	-	.520	28,462	2012	19	12	2	.613	★130,126
1969	13	14	-	.481	23,289	2013	10	20	4	.333	122,587
1970	10	16	-	.385	22,378	2014	19	11	2	.633	108,965
1971	9	15	-	.375	28,290	2015	15	14	2	.517	111,672
1972	7	13	-	.350	23,956	2016	19	8	6	.704	112,826
1973	9	13	-	.409	23,656	2017	20	14	1	.588	114,780
1974	11	10	-	.524	24,388	2018	13	20	-	.394	105,781
1975	15	9	-	.625	28,187	2019	15	16	4	.484	111,857
1976	8	3	-	.727	10,456	2020+	7	12	3	.368	50,366
1977	14	13	-	.519	29,485	2021	13	13	3	.500	26,063
1978	15	11	-	.577	32,946	2022	11	6	1	.647	39,518
1979	14	11	-	.560	34,660	2023	18	11	2	.621	107,667
1980	6	22	-	.214	35,875						
1981	16	9	-	.640	41,140						
1982	12	12	-	.500	45,099						
1983	15	9	1	.625	50,421						
1984	13	12	0	.520	43,463						
1985	15	11	0	.577	48,102						
1986	15	14	0	.517	53,158						
1987	15	15	0	.500	57,527						
1988	15	14	0	.517	58,847						
1989	14	15	0	.483	56,034						
1990	6	10	0	.375	14,324						
1991	13	15	0	.464	57,399						
1992	16	13	0	.552	55,983						
1993	14	16	0	.467	94,103						
1994	10	19	0	.345	90,800						
1995*	13	12	1	.520	27,687						
1995#	7	4	1	.636	9,782						
1996	21	10	1	.677	68,270						
1997	9	21	0	.300	50,544						
1998	16	15	1	.516	59,810						
1999	13	15	0	.464	62,610						
2000	14	16	0	.467	59,291						
2001	15	19	0	.441	84,882						
2002	17	15	1	.531	82,658						
2003	9	20	3	.310	96,114						
2004	19	13	1	.594	106,351						

\* 1995 Spring Training I

# 1995 Spring Training II

+ Includes shortened 2020 Spring Training & Summer Camp games

★ Tempe Diablo Spring Attendance Record - 10 sellouts

^ Club did not begin keeping records of ties until 1983

**Single-Game Attendance Record, Tempe Diablo Stadium**

9,765 Mar. 24, 2002, Angels 13, Giants 3



# SPRING TRAINING RECORDS & ATTENDANCE

## RESULTS OF GAMES IN ANAHEIM

YEAR	SCORE	Attendance	YEAR	SCORE	Attendance
1966 —	Giants 9, Angels 5	40,432	1999 —	Dodgers 8, Angels 1	28,405
	Angels 6, Giants 5	22,841	2000 —	Angels 6, Padres 4	16,281
1968 —	Mets 4, Angels 2	5,057	2001 —	Angels 6, D-Backs 5	14,872
	Angels 4, Giants 1	8,538	2002 —	Angels 4, Rockies 2	12,765
1969 —	Dodgers 4, Angels 2	10,197		Angels 8, Rockies 3	12,201
	A's 8, Angels 6	1,741	2003 —	Dodgers 5, Angels 3	30,501
1970 —	Dodgers 4, Angels 2	18,600		Dodgers 6, Angels 5	37,082
	Dodgers 10, Angels 4	15,620	2004 —	Angels 10, Dodgers 4	43,281
1971 —	Angels 4, Dodgers 3	21,857		Angels 13, Dodgers 5	39,368
1973 —	Angels 5, Dodgers 4	16,308	2005 —	Angels 8, Dodgers 3	43,619
	Dodgers 5, Angels 1	19,137	2006 —	Angels 0, Dodgers 0	43,481
1974 —	Angels 7, Dodgers 5	24,634		Angels 4, Dodgers 2	43,267
1975 —	Dodgers 9, Angels 2	25,589	2007 —	Angels 4, Dodgers 2	43,777
	Dodgers 2, Angels 0	18,265	2008 —	Angels 2, Dodgers 2	38,863
1976 —	Angels 3, Dodgers 3 (rain)	22,639		Angels 11, Padres 3	40,468
1977 —	Dodgers 5, Angels 0	29,678	2009 —	Angels 5, Padres 4	30,609
	Dodgers 10, Angels 3	36,732	2010 —	Angels 4, Dodgers 3	40,368
1978 —	Angels 10, Dodgers 1	40,591	2011 —	Angels 9, Padres 2	28,017
1979 —	Angels 7, Dodgers 4	41,674		Angels 5, Dodgers 1	27,779
1981 —	Dodgers 4, Angels 1	48,331	2012 —	Angels 12, Dodgers 3	33,111
	Angels 6, Dodgers 5	58,353	2013 —	Angels 2, Dodgers 1	★44,717
1982 —	Dodgers 5, Angels 4	61,026	2014 —	Angels 6, Dodgers 2	43,553
1983 —	Angels 7, Dodgers 4	57,408	2015 —	Angels 3, Dodgers 2	34,932
	Dodgers 4, Angels 2	62,877		Angels 6, Dodgers 0	39,143
1984 —	Dodgers 7, Angels 0	62,921	2016 —	Angels 8, Dodgers 1	42,643
1985 —	Dodgers 1, Angels 0	★62,968		Angels 6, Cubs 4	32,056
	Dodgers 9, Angels 7	37,888	2017 —	Angels 3, Dodgers 2	31,465
1986 —	Angels 10, Dodgers 8	61,538		Dodgers 3, Angels 1	35,141
1987 —	Angels 1, Dodgers 0	42,273	2018 —	Dodgers 4, Angels 2	36,149
	Angels 6, Dodgers 1	61,272	2019 —	Angels 8, Dodgers 4	38,031
1988 —	Dodgers 3, Angels 1	41,511		Dodgers 8, Angels 7	32,029
1989 —	Angels 5, Angels 1	45,795	2020 —	+Padres 5, Angels 4	—
	Angels 8, Dodgers 7	58,874	2021 —	Angels 6, Dodgers 5	—
1990 —	Dodgers 5, Angels 4	47,555	2022 —	Angels 5, Dodgers 1	44,401
1991 —	Dodgers 3, Angels 1	59,090	2023 —	Angels 5, Dodgers 4	35,067
	Angels 6, Dodgers 4	43,011		Angels 13, Dodgers 5	36,067
1992 —	Angels 1, Dodgers 0	55,983			
1993 —	Angels 5, Dodgers 3	46,768			
	Padres 6, Angels 4	15,534			
1994 —	Angels 5, Dodgers 2	47,735			
	Angels 5, Dodgers 4	21,221			
1995 —	*Angels 4, Dodgers 1	22,452			
	#Angels 7, Padres 7	1,770			
	#Angels 12, Padres 4	1,294			
1996 —	Dodgers 6, Angels 2	42,038			
1997 —	Angels 5, Dodgers 1	31,897			
	Angels 2, Dodgers 0	18,647			
1998 —	Dodgers 8, Angels 1	39,541			

\* 1995 Spring Training I

# 1995 Spring Training II

+ 2020 Summer Camp

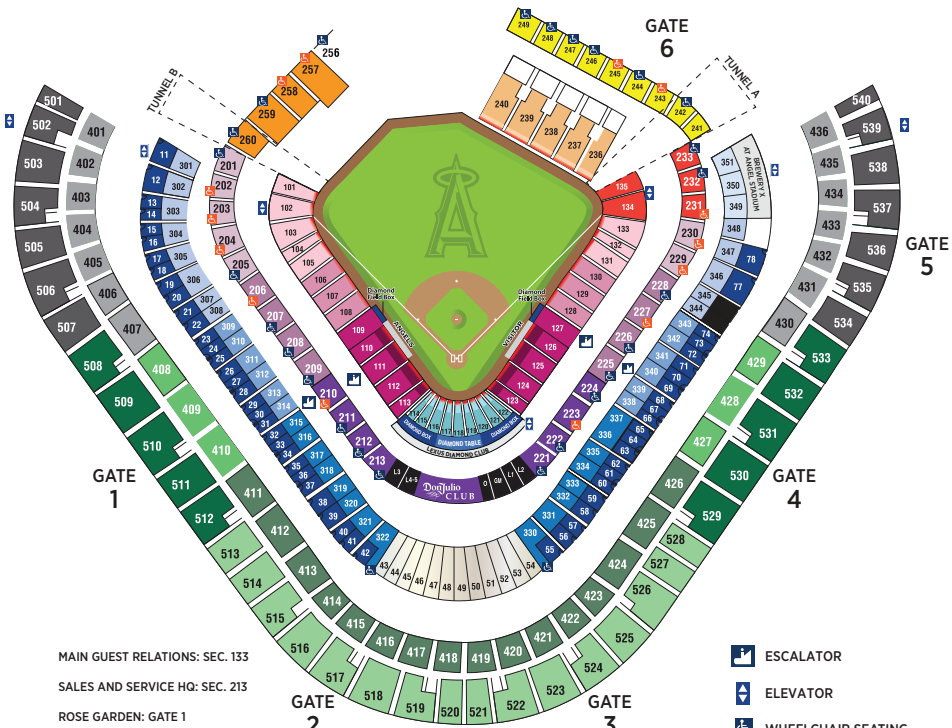
★ Anaheim Stadium Freeway Series Attendance Record

★★ Angel Stadium Freeway Series Attendance Record





# WELCOME TO ANGEL STADIUM



MAIN GUEST RELATIONS: SEC. 133  
 SALES AND SERVICE HQ: SEC. 213  
 ROSE GARDEN: GATE 1  
 TICKET SALES: 714-4-ANGELS  
 GENERAL INFO: 714-940-2000  
 LOST AND FOUND: 714-940-2115  
 SECURITY/FIRST AID: 714-940-2313

- ESCALATOR
- ELEVATOR
- WHEELCHAIR SEATING
- SEMI-AMBULATORY SEATING

- PREMIUM SEATING**
- Lexus Diamond MVP (Front Row)
  - Lexus Diamond Club Hall of Fame (D-H)
  - Lexus Diamond Club (J-W)
  - Diamond Field Box
  - Diamond Club Boxes
  - Diamond Club Tables

- FIELD LEVEL**
- Dugout MVP (Front Row)
  - Field Hall of Fame (D-H)
  - Field MVP
  - Field All-Star Front Row
  - Field All-Star
  - Field Box Front Row
  - Field Box
  - Field Reserved

- TERRACE LEVEL**
- Terrace MVP
  - Terrace All-Star
  - Terrace Box

- CLUB LEVEL**
- Club MVP
  - Club MVP Front Row
  - Club All-Star
  - Club All-Star Front Row
  - Club Loge
  - Club Loge Front Row

- OUTFIELD**
- Right Field Front Row
  - Right Field Hall of Fame (B-F)
  - Right Field MVP
  - Right Field Pavilion
  - Left Field Pavilion

- VIEW LEVEL**
- Lower View MVP
  - Lower View MVP Front Row
  - Lower View All-Star
  - Lower View All-Star Front Row
  - View MVP
  - View All-Star

- Lower View Box
- Lower View Box Front Row
- Upper View

- WHEELCHAIR ACCESSIBLE SEATING AVAILABLE**
- Lexus Diamond Club
  - Terrace MVP
  - Club MVP
  - Terrace All-Star
  - Terrace Box
  - Club Loge

- Right Field Pavilion
- Left Field Pavilion





**FBM**

Foundation Building Materials

Official Jersey Partner of Angels Baseball



**LISTEN & WATCH**

ANGELS RADIO  
**A M 830**

*Bally* **SPORTS**

**HOME OF**  
**ANGELS BASEBALL**